



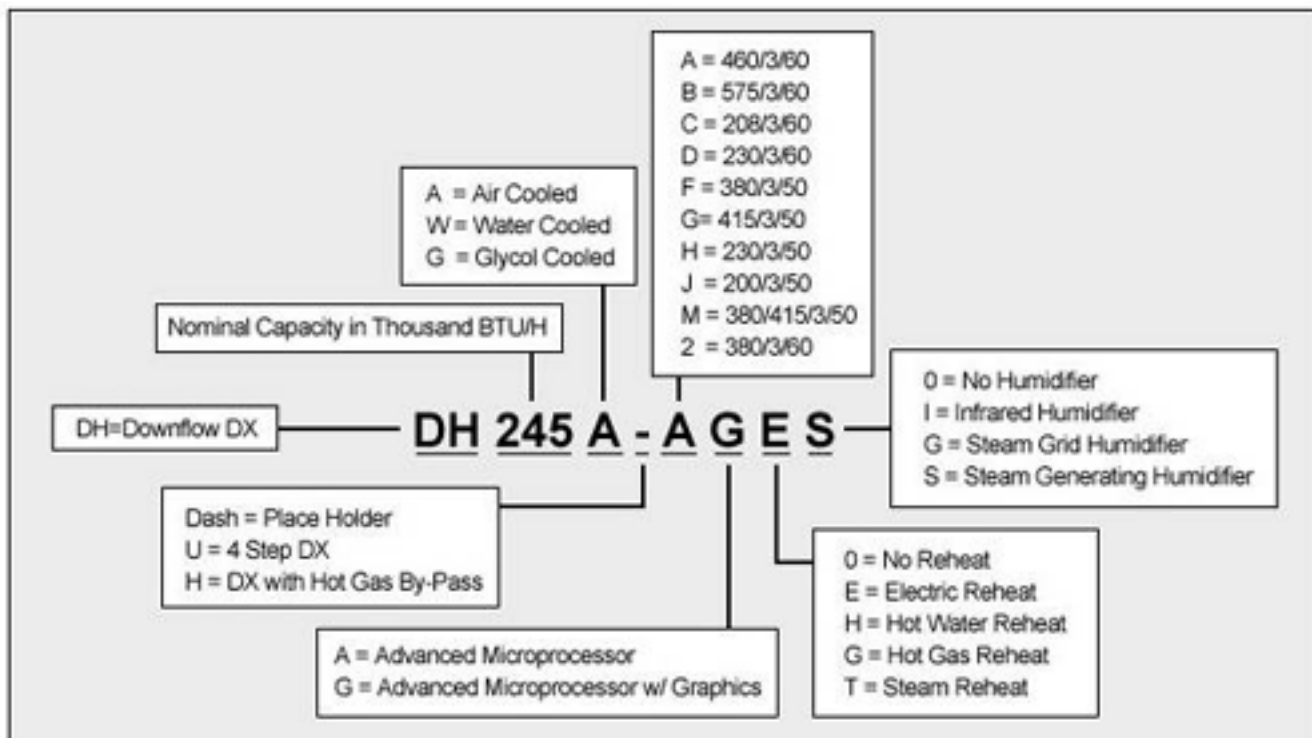
# DH-Deluxe System 3 6-30 Ton

## Parts Manual



Sections	Page	Sections	Page
1.0 Electronics Section.....	10	6.0 Compressor Pressure Switch Assembly Section.....	84
1.1 Electric Back Panel Section.....	14	6.05 2 Step 6 Ton Compressor Section.....	86
1.2 Electric Panel Compressor Section.....	15	6.1 2 Step 8 Ton Compressor Section.....	87
1.3 Electric Panel Condensate Pump Section.....	17	6.15 2 Step 10 Ton Compressor Section.....	89
1.4 Electric Panel-Infrared Humidifier Section.....	18	6.2 2 Step 15 Ton Compressor Section.....	90
1.45 Electric Panel Steam Generator Humidifier Section.....	19	6.25 2 Step 20 Ton Compressor Section.....	91
1.5 Electric Panel-Motor Section.....	20	6.3 2 Step 22 Ton Compressor Section.....	92
1.6 Electric Panel-1 Stage Reheat Section.....	24	6.4 4 Step 10 Ton Compressor Section.....	94
1.65 Electric Panel-3 Stage Reheat Section.....	25	6.5 4 Step 15 Ton Compressor Section.....	94
1.7 Panel Disconnect Section-Klockner Moeller.....	27	6.6 4 Step 20 Ton Compressor Section.....	96
1.75 Panel Disconnect Section-General Electric.....	28	6.7 Special Compressor Section.....	96
1.8 Miscellaneous Options Section.....	32	7.1 6 Ton DX Coil Section.....	96
2.0 Motor Assembly Section.....	41	7.2 8 Ton DX Coil Section.....	96
2.1 Blower Assembly Section.....	46	7.3 10 Ton DX Coil Section.....	97
3.1 Humidifier - Infrared Section.....	51	7.4 15 Ton DX Coil Section.....	97
3.2 Humidifier - Steam Generator Section.....	58	7.5 20 Ton DX Coil Section.....	97
3.3 Humidifier - Grid Steam Section.....	62	7.6 22 Ton DX Coil Section.....	97
3.4 Humidifier - No Humidifier Drain Section.....	64	7.7 30 Ton DX Coil Section.....	97
3.5 Exterior Humidifier Relay Section.....	67	8.1 2 Way Condenser Header with Bypass Section.....	99
3.6 Solenoid Valve Assembly Section.....	67	8.2 2 Way Condenser Header without Bypass Section.....	101
4.1 Reheat Assy Section.....	67	8.3 3 Way Condenser Header Section.....	101
4.2 Hot Water Reheat Section.....	69	8.4 Condenser Assembly Section.....	104
4.3 Steam Reheat Section.....	69	9.1 6-8-10 Ton Filter Section.....	106
4.4 Hot Gas Reheat Section.....	74	9.2 15-20-22 Ton Filter Section.....	106
5.0 Water/Glycol Piping Common Parts Section.....	74	9.3 30 Ton Filter Section.....	108
5.05 Water/Glycol Cooled #1 Discharge Line Section.....	76	10.1 Klockner-Moeller Disconnect Section.....	110
5.1 Water/Glycol Cooled #2 Discharge Line Section.....	76	10.2 GE Locking Disconnect Section.....	110
5.15 Water/Glycol Cooled #1 Suction Line Section.....	77	10.3 GE Non-Locking Disconnect Section.....	110
5.2 Water/Glycol Cooled #2 Suction Line Section.....	77	10.4 No Disconnect Section.....	112
5.25 Water/Glycol Cooled Catch Piping Section.....	78	10.5 Exterior Panel Section.....	112
5.3 Air Cooled Piping Common Parts Section.....	78		
5.35 Air Cooled #1 Discharge Line Section.....	80		
5.4 Air Cooled #2 Discharge Line Section.....	80		
5.5 Air Cooled #2 Suction Line Section.....	81		
5.6 Scroll Piping Common Parts Section.....	81		
5.7 Scroll Piping #2 Discharge line Section.....	83		
5.8 Scroll Piping #2 Suction line Section.....	83		
5.9 Hot Gas Bypass Option Section.....	83		

While every precaution has been taken to ensure accuracy and completeness in this manual, Liebert Corporation assumes no responsibility, and disclaims all liability for damages resulting from use of this information or for any errors or omissions.  
 © 1994 Liebert Corporation All rights reserved throughout the world. Specifications subject to change without notice.  
 ® Liebert and the Liebert logo are the registered trademarks of the Liebert Corporation.



50 & 60 HERTZ MODEL NUMBERS	6 TON	8 TON	10 TON	15 TON	20 TON	22 TON	30 TON
50 HERTZ MODEL NUMBERS	72G	110G	116G	192G	240G	265G	363G
60 HERTZ MODEL NUMBERS	075A	111G	121G	199A	245A	290A	380A
	86W	114A	125A	219W	267W	315W	412W
		115A	130A				
		127W	138W				
		128W	143W				

# Liebert Color Selector

## Standard Colors\*



Z-0350



Z-0430



Z-0180



Z-0620



Z-0990



Z-0590



Z-1330



Z-0420



Z-0410



Z-1250



Z-1670



Z-1730



Z-0390



Z-1180



Z-1360

\*Your specialty colors  
available at additional cost.  
Consult Liebert Corporation

## Product Description

The Deluxe System/3 unit is available in an upflow or downflow configuration and is equipped with infrared humidifier, electric reheat, 4 in. (10 cm) 20% air filters and standard blower package, high voltage circuit protection, and the Advanced Microprocessor Control (AM) includes backlit 4 x 20 LCD for displaying all data and for operator interface to the control. Data that can be displayed through the menu-driven control includes temperature, humidity, percent operating capacity, component run hours, alarm history, and four optional analog readings. Other features included in the control are three selectable temperature control algorithms, two selectable humidity control algorithms, a maximum of 17 available alarms, output diagnostics, input diagnostics, microprocessor diagnostics, temperature anticipation, programmable infrared humidifier flush cycle, compressor short-cycle control, automatic compressor sequencing, sequential load activation, CW/HW/Econ-O-Coil flush cycles, sensor calibration, alarm management, and battery backed-up clock.

**Air Cooled** includes dual refrigeration system with standard fan speed control condenser with factory wired internal controls for 95°F (35°C) Ambient.

**Water Cooled** includes dual refrigeration system with water cooled condensers and two-way head pressure control valve.

**Chilled Water** includes chilled water piping and three-way modulating control valve and insulated piping. Models 422C and 529C not available with optional fan motor.

**Glycol Cooled** includes dual refrigeration system with glycol cooled condenser and two-way head pressure control valve with bypass. Outdoor equipment includes drycooler with factory wire internal controls, pump, and expansion tank for 95°F (35°C) Ambient.

**Glycool (DE/VE)** includes basic glycol cooled package plus the following: Additional multi-row Glycool coil with three-way valve, insulated piping, three-way water regulating valve, higher horsepower pump selection (if required), top or fan end removable filters only (on down flow units), increased fan motor size, comparator circuit for activation of Glycool operation.

**NOTE:** GLYCOOL CANNOT BE SOLD WITH THE FOLLOWING OPTIONS:

- 1) Steam Humidifier
- 2) Steam Reheat
- 3) Hot Water Reheat
- 4) 6 in. (15 cm) Filters with standard Econ-O-Coil  
4 in. (10 cm) or 6 in. (15 cm) Filters with 6-row Econ-O-Coil
- 5) Cutdown Frame on DE models
- 6) No Controls

**Upflow Glycool Units** cannot be sold with the following additional options:

- 1) 6-row Econ-O-Coil
- 2) Hot Gas Reheat

**4-Step System** includes cylinder unloaders on each compressor plus special DX coil. It provides 4 steps of DX cooling. It is available on all System/3 units except Chilled Water and 6-ton DX. It is available with either Advanced Microprocessor, or Advanced Microprocessor with Graphics.

## Optional Equipment Description

**Some options or combinations of options may result in reduced air flow, consult factory for recommendations.**

**Steam Humidifier** with upflow units requires the purchase of a plenum (22 ¾ in. (58 cm) minimum height).

**VH/VE DX Models** Front, rear, or bottom return must be specified. Bottom return available on Air Cooled models only. Top front or top rear supply must also be specified. Rear return units have a filter box that ships separately.

**UH CW Models** Front, rear, or bottom return must be specified. (Bottom return is not available on UH600C & UH740C).

**Hot Water and Steam Reheat** both include modulating valve and y-strainer. Prices shown include:

**For Downflow units**, complete steam/hot water reheat package PLUS on DX units an oversized fan motor.

**For Upflow units**, complete steam/hot water reheat package, 22 ¾ in. (58 cm) high plenum, and grille (deduct available for plenum with top duct connection). The Liebert Blower Performance Program must be used to determine fan motor size.

**Hot Gas Reheat** (Water Cooled, Glycol and Glycool models only). Not available on upflow models. Water Cooled models are equipped with one stage of electric reheat.

**Disconnect Switch** externally operated, non-fused. (Locking type or non-locking type).

**Lock Module.** This option locks on liqui-tector signal even if moisture is no longer present. To clear alarm you manually reset.

**Liqui Tect Sensor** furnished with 6 in. (15 cm) pigtails and all mounting hardware.

**Remote Sensors.** Temperature and Humidity Sensors in an attractive case with 30 ft. (9 m), 60 ft. (18 m), 90 ft. (27 m), 120 ft. (36 m) or 150 ft. (45 m) cable.

**Steam Generating Canister Humidifier** includes replaceable canister, supply and drain valves, steam distributor and electronic controls. High water indicator is wired to Humidifier Problem Alarm on Advanced and Graphics Microprocessors.

**Cut Down Frame** height reduction of Downflow units from top:

Chilled Water = 15 in. (39 cm)  
6 to 10 Ton = 14 1/2 in. (37 cm)  
15 to 30 Ton = 11 1/4 in. (29 cm)

**Cut Down Frame** height reduction of Upflow DX units from bottom:

6 to 10 Ton = 11 in. (37 cm)  
15 to 30 Ton = 15 in. (29 cm)

On Water, Glycol & Glycool models, water and refrigerant lines must be cut in the field to obtain reduction. On UH 600C/740C height reduction of 20 in. (51 cm) from the top.

**Two (2) Additional Remote Shutdown Terminals** provide the customer with a total of three locations to remotely shut down the unit.

**Two (2) Extra Common Alarm Contacts** provide the customer with a total of 3 sets of n/o contacts for remote indication of unit alarms.

**Remote Humidifier Contacts** allow the unit's humidity controller to control a humidifier outside the unit. Power to operate the remote humidifier does not come from the Deluxe unit.

**Reheat and Humidifier Lockout Relays** allow the customer to disable the operation of reheats and humidifier from a remote location.

**Main Fan Auxiliary Switch** provides the unit with 1 n/o set of contacts to indicate that the motor/unit is running.

**Flow Switch** shall activate the warning system, should the chilled water supply be interrupted. The switch shall be factory-mounted and wired for Chilled Water units only. (Not available with two-way valve.) Rated for 150 psig (1034 kPa).

**Optional Equipment Description (cont'd)**

**Condensate Pump** must be shipped loose for all Water Cooled, Glycol Cooled units and GLYCOOL units and for bottom return Air Cooled and Chilled Water units. A **Dual Float Condensate Pump** is also available. It includes a common alarm, unit shutdown and 1 set of customer n/o contacts

**Filter Packages.**

**NOTE:** When using optional filters, an upsized fan motor is recommended (consult factory).

All filter packages are rated in accordance with ASHRAE 52.1. The standard filter package is 4 in. (10 cm)/20% efficient. Optional Packages are:

**For Downflow DX Units**

- 4 in. (10 cm)/30% efficient
- 4 in. (10 cm)/40-45% efficient
- 4 in. (10 cm)/60-65% efficient
- 6 in. (15 cm)/60-65% efficient
- 2 in. (5 cm)/ 20% efficient Pre-filters

All filters are mounted in the standard unit filter rack.

When using the optional 60-65% or higher filters, an upsized fan motor should be used (consult factory).

**For Upflow DX Units**

- 4 in. (10 cm)/30% efficient
- 4 in. (10 cm)/40-45% efficient
- 4 in. (10 cm)/60-65% efficient
- 4 in. (10 cm)/80-85% efficient
- 4 in. (10 cm)/90-95% efficient
- 2 in. (5 cm)/ 20% efficient Pre-filters

**For All CW Units**

- 4 in. (10 cm)/30% efficient
- 4 in. (10 cm)/40-45% efficient
- 4 in. (10 cm)/60-65% efficient
- 4 in. (10 cm)/80-85% efficient\*
- 4 in. (10 cm)/90-95% efficient\*

\* UH600C &UH740C only.

Prices shown are list add for an optional package and list add for one extra set of filters. 2 in. Pre-filters on FH Chilled Water units require a 9 in. plenum.

FILTER AVAILABILITY				
	6 in. + 2 in.	6 in.	4 in. + 2 in.	4 in.
Mode	Pre-Filter	Only	Pre-Filter	Only
FH/D	ALL (ECW)	ALL (ECW)	ALL (CWS)	ALL
H				
UH/V	N/A	N/A	ALL (ECW)	ALL
H				
DE	N/A	N/A	N/A	E6RE
VE	N/A	N/A	ALL	ALL

- ECW = Except Chilled Water
- CWS = Chilled Water – Special Plenum
- E6RE = Except 6-row Econ-O-Coil – 2 in. only.

The **Smoke Detector** senses the return air, shuts down the unit upon detection, and sends visual and audible alarm. Dry contacts are available for a remote customer alarm. This smoke detector is not intended to function as

or replace any room smoke detection system that may be required by local or national codes.

**Firestat** senses return air temperature. Shuts down unit if temperature reaches the field adjustable set point.

**Crankcase Heaters** are installed in each compressor and are energized whenever the unit is powered but the compressor(s) is off.

**Lee–Temp Air Cooled System** includes an air cooled condenser with heated (150 watt), insulated receivers, pressure relief valves, three-way head pressure control valves, check valves and roto lock valves. Provides head pressure control to -30°F (-34.4°C).

**300 Watt Heater Pads for Lee–Temp** includes an additional 150 watt heater for each Lee–Temp receiver.

**Two Way WRV with Bypass Valve** includes a manually adjustable gate valve piped in parallel with WRV (standard on glycol units).

**3 Way WRV** replaces two-way WRV and is required when constant condenser water flow rate must be maintained (standard on glycol units).

**High Pressure Water Cooled or Glycol Cooled System (300 psig / 2068.5 kPa)** includes WRV and condenser to meet the listed pressure. Glycol units also include high pressure chilled glycol valve.

**High Pressure Chilled Water System (400psig/2758kPa)** includes high pressure valve. Standard coil is good for 400 psig (2758 kPa).

**Balance Valve** on chilled water units is mounted in bypass leg around chilled water coil. Manually adjustable. Rated for 400 psig (2758 kPa).

**Export Pack.** See Weights and Measures.

**Floorstand** available in heights between 9 in. (23 cm) through 24 in. (61 cm) in 3 in. (7.6 cm) increments (adj. ± 1.5 in./± 3.8 cm); Turning Vanes add to price of floorstand.

**Turning Vanes** are designed to drop into opening in floorstand. Can be installed to direct air to the front or rear of the unit.

## Optional Equipment Description (cont'd)

*Some options or combinations of options may result in reduced air flow, consult factory for recommendations.*

**Main Fan Overload Alarm** includes an overload wired to control which activates an alarm on digital readout of monitor.

**Compressor Overload Alarm** includes an overload wired to control which activates an alarm on digital readout of monitor (price is per compressor).

**Plenum** painted to match dominant unit color; standard heights 20 in. (51 cm), 22 ¾ in. (58 cm), and 34 ¾ in. (88 cm), insulation on all four sides. The following standard configurations are available: Front or Rear Discharge with grille; Top Discharge with 1 in. (2.5 cm) flange.

**Advanced Microprocessor Control (AG) w/Graphics** includes all the features of the Advanced control except the 4 x 20 LCD which is replaced with a backlit 240 x 128 dot matrix graphics display. In addition, the AG includes a larger alarm history file, graphical plots of temperature, humidity, and the analog inputs, bar graph plots of component run history, and a graphical floor plan layout for water detection cable. The default screen is a graphical display of unit status, temperature, and humidity.

**The OpenComms NIC (Network Interface Card)** makes possible 10baseT Ethernet connectivity for monitoring the unit via SNMP by Network Management Systems (exp. HP OpenView) as well as serving up a web page. Consult Site Price Book for more information.

**Environmental Discrete Outputs Card** provides 16 discrete outputs, corresponding to status and major alarm conditions of the unit. Consult Site Price Book for more information.

**Language Options.** The AM & AG Controls are available with the following languages which must be selected at time of order:

AM	AG
English	English
Spanish	Spanish
Portuguese	Portuguese
French	French
	Chinese

**Analog Input Wiring Kit** includes the necessary wiring and terminals to field wire analog inputs to AM or AG control.

**Air Cooled/Water Cooled Units with Econ-O-Coil** include the basic air cooled/water cooled package plus the following:

- 1) Additional Glycol Coil with Three-Way Valve
- 2) Insulated Piping
- 3) Top or Fan End Removable Filters Only (On Downflow Units)
- 4) Increased Fan Motor Size

Available in Downflow version only.

On water cooled units, the piping for the Econ-O-Coil is separate from the piping for the water cooled condensers.

**NOTE:** On the Advanced Microprocessor controlled units the Econ-O-Coil will operate like a chilled water unit (i.e., modulating cooling and dehumidifying).

**Upflow DX and UH600C/UH740C Blower/Motor Packages for Special Applications** are made up from the following list of components:

- 15x11 blower(s)** in lieu of the standard 15x15
- 12x9 blower(s)** in lieu of the standard 15x15
- 200,000 hour bearings** in lieu of the standard 100,000 hour bearings
- Optional HP motors** up to 20 hp\*
- Premium Efficiency Motors**
- Heavy Gauge (16ga) Panels** which are recommended for high esp applications

The Liebert Blower Performance Program must be used to select the proper blower/motor combination for each application.

\* 15x11 blowers are required with certain motor and frame combinations. Consult specific optional motor tables (blower price must be added to motor price).



## Optional Equipment Description (cont'd)

*Some options or combinations of options may result in reduced air flow, consult factory for recommendations.*

**70/30 Cu-Ni Econ-O-Coil**, (Glycool & Dual-Cooling Source units, DE & VE) replaces the copper tube Econ-O-Coil. Consult factory for lead-time. Use SFA E9126 for DE units; SFA E7351 for VE units.

**Note: this option is required on open-tower systems**

**Variable Speed Drive (VSD)** on Chilled Water units includes an inverter-driven blower system controlled in parallel with the chilled water valve. **Note: This option is not available on FH600C and FH740C Units with Steam Generating Canister Humidifier.**

**Centrifugal Condensers** include Lee-Temp Package and control box. Prices shown are list adds to indoor unit only price. (Consult factory for lead time.)

**Centrifugal Drycoolers** price shown includes drycooler, drycooler control box and three-way mixing valve. Prices shown are list adds to indoor unit only price and includes standard pump. (Consult factory for lead time.)

**Series PB Condensers** include Centrifugal fan and Lee-Temp package in the same cabinet design as the Deluxe System/3. Prices are in Heat Rejection Section.

**Series PB Drycoolers** include Centrifugal fan, pump, and expansion tank in the same cabinet design as the Deluxe System/3. Prices are in Heat Rejection Section.

### SERIES PB OPTIONS

**Adjustable Floor Stand** available between 9 in. (23 cm) and 24 in. (61 cm) in 3 in. (7.6 cm) increments, adjustable  $\pm 1 \frac{1}{2}$  in. ( $\pm 3.8$  cm).

**Filter Section** includes filter slides and 20% efficiency air filter.

**Disconnect Switch** externally operated, non-automatic.

**Non-locking** does not prevent access to high voltage panel (standard).

**Locking** locks high voltage panel when voltage is on.

## Optional Extended Protection Programs - Domestic Only

Liebert offers Optional Extended Protection Programs for the Deluxe System/3. The **2nd Year Total Unit Coverage (Parts & Compressor)** program provides parts replacement on Liebert equipment as required in accordance with the policy statement provided which covers year two from date of start-up. The **4 Year Compressor Only Warranty** program is for an additional four years beyond the standard one year unit warranty. The **4-Year Total Unit Coverage (Parts & Compressor)** program provides parts replacement on Liebert equipment as required in accordance with the policy statement provided which covers years two through five from date of start-up. The **1st Year Labor and Standard Service** program provides labor coverage for the replacement of components as covered in our standard warranty statement.

**Comprehensive 1st year Labor** includes all the features of 1<sup>st</sup> year labor described above, plus it also includes appropriate troubleshooting of the Liebert environmental unit during the first year of service, fine tuning of Liebert controls to match the customer load, and the labor assistance to repair Liebert or Liebert vendor caused problems. Start-up allowance must be sold with this optional labor warranty, a factory trained serviceman must do the start-up, start-up papers must be returned to Liebert ES&S, a Liebert USA contractor must provide the labor, and all labor must be pre-authorized by Liebert ES&S through the local sales office. The **Platinum Service** program combines the benefits of 1st Year Labor Coverage along with 4 Year Total Unit Coverage (Parts & Compressor). Note: This does not include the features of the Comprehensive 1<sup>st</sup> year labor option.

# DH-Deluxe System 3 - 6-30Ton

## 1.00 Electronics Section

### ELECTRONICS-ADVANCED MICROPROCESSOR

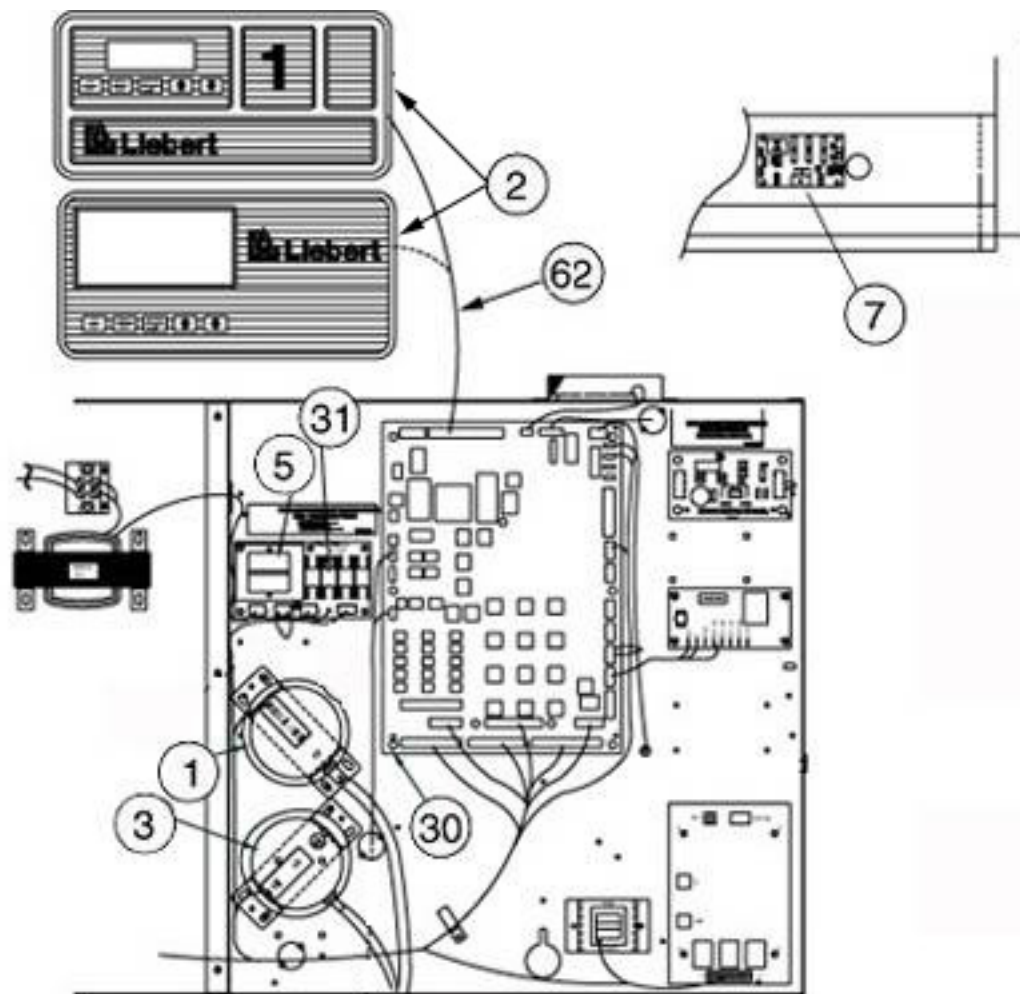
Part Description	Part #	Volts	Item Quantity per Tonnage							Figure #	RSP	
			6Ton	10Ton	20Ton	30Ton						
			8Ton	15Ton	22Ton							
DISPLAY ASM AM 4X20 UNIV 24/WH	166819G1	ALL	1	1	1	1	1	1	1	1	1-2	C
FUSE GLASS 250V 4AMP .25X1.25	135409P2	4AMP 60Hz	4	4	4	4	4	4	4	4	1-31	B
FUSE GLASS 250V 6AMP .25X1.25	135409P3	6AMP 50Hz	4	4	4	4	4	4	4	4	1-31	B
PWA ISO XFMR/FUSE INTF	4C14651G1	ALL	1	1	1	1	1	1	1	1	1-5	C
PWA SMT TEMP/HUM GEN EAST SNSR	4C13121G4	ALL	1	1	1	1	1	1	1	1	1-7	C
PWA UNIVERSAL CONTROL AM	415761G2	ALL	1	1	1	1	1	1	1	1	1-30	C
SW AIR DIFFERENTIAL 2PORTS	128199P1	ALL	1	1	1	1	1	1	1	1	1-3	B
SW AIRFLO SENSING	B02-0190	ALL	1	1	1	1	1	1	1	1	1-1	B

### ELECTRONICS-ADVANCED GRAPHICS

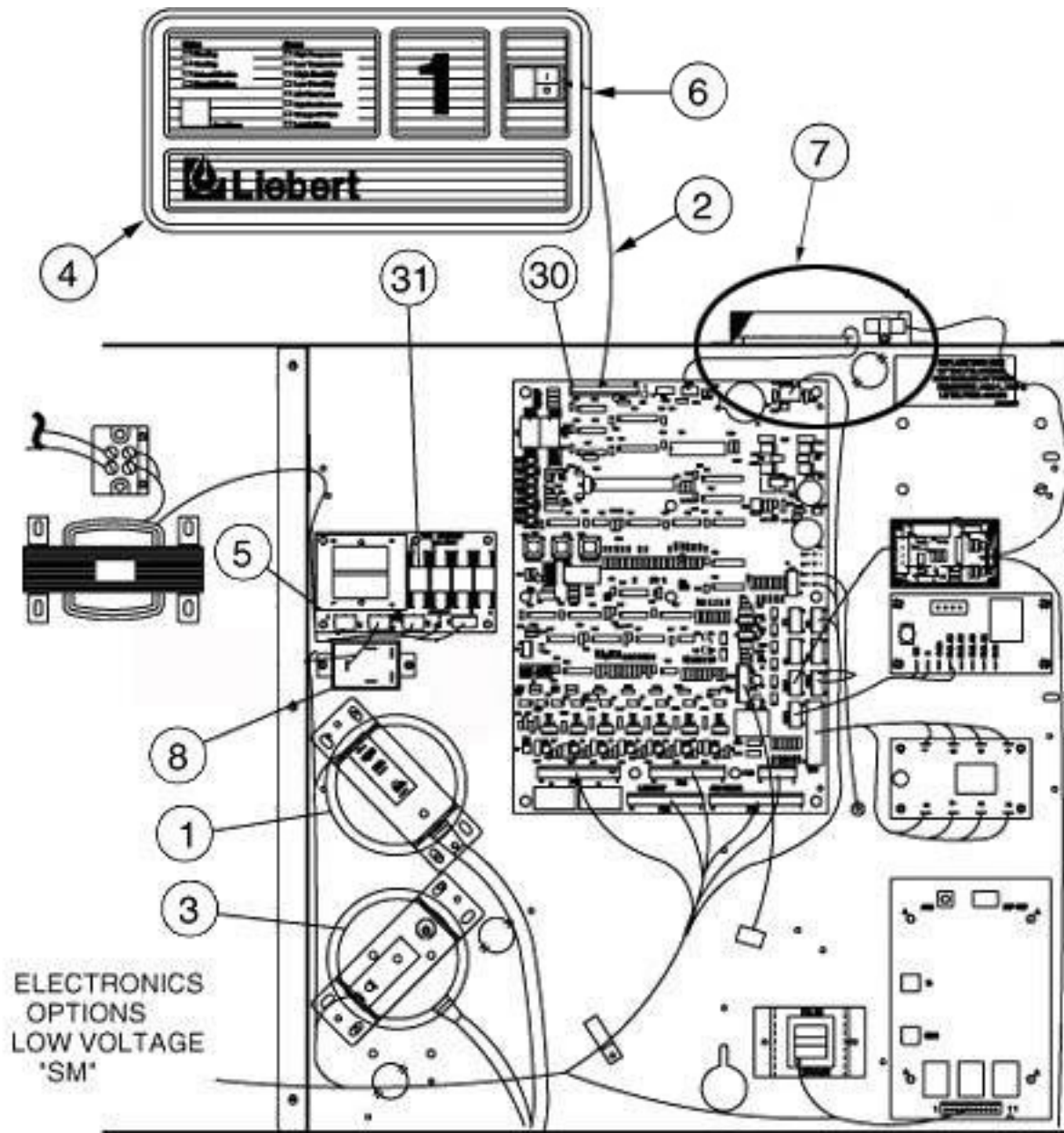
Part Description	Part #	Volts	Item Quantity per Tonnage							Figure #	RSP	
			6Ton	10Ton	20Ton	30Ton						
			8Ton	15Ton	22Ton							
COVER DISPLAY ADVANCE GRAPHICS	136600P1	ALL	1	1	1	1	1	1	1	1	2-4	
DISPLAY ASML15 GRAPHICS	139140G1	ALL	1	1	1	1	1	1	1	1	1-2	C
FUSE GLASS 250V 4AMP .25X1.25	135409P2	4AMP 60Hz	4	4	4	4	4	4	4	4	1-31	B
FUSE GLASS 250V 6AMP .25X1.25	135409P3	6AMP 50Hz	4	4	4	4	4	4	4	4	1-31	B
PWA ISO XFMR/FUSE INTF	4C14651G1	ALL	1	1	1	1	1	1	1	1	1-5	C
PWA SMT TEMP/HUM GEN EAST SNSR	4C13121G4	ALL	1	1	1	1	1	1	1	1	1-7	C
PWA UNIVERSAL CONTROL AG	415761G3	ALL	1	1	1	1	1	1	1	1	1-30	C
SW AIR DIFFERENTIAL 2PORTS	128199P1	ALL	1	1	1	1	1	1	1	1	1-3	B
SW AIRFLO SENSING	B02-0190	ALL	1	1	1	1	1	1	1	1	1-1	B
WH DISPLAY AG TO CNTL BD	139147G1	ALL	1	1	1	1	1	1	1	1	1-62	

**ELECTRONICS-STANDARD MICROPROCESSOR**

Part Description	Part #	Volts	Item Quantity per Tonnage							Figure #	RSP
			6Ton	10Ton	20Ton	30Ton					
			8Ton	15Ton	22Ton						
BEZEL CNTR DISP SG/AM/00	4D10399P1	ALL	1	1	1	1	1	1	1	2-4	
CABLE ASSY SYS3 LEVEL 0 RIBBON	1C13999G1	ALL	1	1	1	1	1	1	1	2-2	
FUSE GLASS 250V 4AMP .25X1.25	135409P2	4AMP 60Hz	4	4	4	4	4	4	4	2-31	B
FUSE GLASS 250V 6AMP .25X1.25	135409P3	6AMP 50Hz	4	4	4	4	4	4	4	2-31	B
PWA CNTL 00 SM DX	4D14331G2	ALL	1	1	1	1	1	1	1	2-30	C
PWA DISPLAY LVL00 W/ALARM	4C14591G1	ALL	1	1	1	1	1	1	1	2-4	
PWA ISO XFMR/FUSE INTF	4C14651G1	ALL	1	1	1	1	1	1	1	2-5	C
PWA SMT TEMP/HUM GEN EAST SNSR	4C13121G4	ALL	1	1	1	1	1	1	1	2-7	C
RELAY 1P2T 24V 50/60HZ	E03-0170	24V 50/60Hz	1	1	1	1	1	1	1	2-8	B
SW AIR DIFFERENTIAL 2PORTS	128199P1	ALL	1	1	1	1	1	1	1	2-3	B
SW AIRFLO SENSING	B02-0190	ALL	1	1	1	1	1	1	1	2-1	B
SW ROCKER W/INDEP 28VDC L	140589P1	ALL	1	1	1	1	1	1	1	2-6	



ELECTRONICS OPTIONS  
LOW VOLTAGE  
AM / AG



## 1.10 Electric Back Panel Section

### FUSED ELECTRIC PANEL-50 HZ

Part Description	Part #	Volts	Item Quantity per Tonnage							Figure #	RSP	
			6Ton	10Ton	20Ton	30Ton						
			8Ton	15Ton	22Ton							
FUSE DUAL ELMNT 600V 1.2AMP	E-194C	380/400/415V	2	2	2	2	2	2	2	2	3-96	B
FUSEBLOCK 600V 2P 030A	E-6030	380/400/415V	1	1	1	1	1	1	1	1	3-95	
GROUND LUG STRIP	E-3620	380/400/415V	1	1	1	1	1	1	1	1	3-63	
POWERBLOCK 3PL COVER 4X2.5	140653P1	380/400/415V	1	1	1	1	1	1	1	1	3-121	
PWRBLK 2PL 600V 65A TCHPR	136205P1	380/400/415V	1	1	1	1	1	1	1	1	3-106	
XFMR 400VA 380-415/2450	136203P2	380/400/415V	1	1	1	1	1	1	1	1	3-105	C

### CIRCUIT BREAKER ELECTRIC PANEL-50 HZ

Part Description	Part #	Volts	Item Quantity per Tonnage							Figure #	RSP	
			6Ton	10Ton	20Ton	30Ton						
			8Ton	15Ton	22Ton							
CB MCB 2P 240/415V ABBS272-K3	136240P5	380/400/415V	1	1	1	1	1	1	1	1	4-95	
GROUND LUG STRIP	E-3620	380/400/415V	1	1	1	1	1	1	1	1	4-63	
POWERBLOCK 3PL COVER 4X2.5	140653P1	380/400/415V	1	1	1	1	1	1	1	1	4-121	
PWRBLK 2PL 600V 65A TCHPR	136205P1	380/400/415V	1	1	1	1	1	1	1	1	4-106	
XFMR 400VA 380-415/2450	136203P2	380/400/415V	1	1	1	1	1	1	1	1	4-105	C

### FUSED ELECTRIC PANEL-60 HZ

Part Description	Part #	Volts	Item Quantity per Tonnage							Figure #	RSP	
			6Ton	10Ton	20Ton	30Ton						
			8Ton	15Ton	22Ton							
BRKT CB 75VA XFMR	F02-4380	ALL	1	1	1	1	1	1	1	1	3-105	
CB 3.2A BRKT MNT ETA	E-276C	ALL	1	1	1	1	1	1	1	1	3-105	
FUSE DUAL ELMNT 250V 02.8AMP	E-203D	208/230V	2	2	2	2	2	2	2	2	3-96	B
FUSE DUAL ELMNT 600V 1.2AMP	E-194C	460/575V	2	2	2	2	2	2	2	2	3-96	B
FUSEBLOCK 250V 2P 030A	E-6040	208/230V	1	1	1	1	1	1	1	1	3-95	
FUSEBLOCK 600V 2P 030A	E-6030	460/575V	1	1	1	1	1	1	1	1	3-95	
PWRBLK 2PL 600V 65A TCHPR	136205P1	ALL	1	1	1	1	1	1	1	1	3-106	
XFMR 075VA 60 230-24	E-007A	208/230V	1	1	1	1	1	1	1	1	3-105	C
XFMR 075VA 60 460-24	E-007B	460V	1	1	1	1	1	1	1	1	3-105	C
XFMR 075VA 60 575-24	E-007C	575V	1	1	1	1	1	1	1	1	3-105	C
XFMR 300VA 460-615/2460	136202P1	460/575V	1	1	1	1	1	1	1	1	3-105	C
XFMR 400VA 200-240/24V	136203P1	208/230V	1	1	1	1	1	1	1	1	3-105	C

## 1.20 Electric Panel-Compressor Section

### FUSED ELECTRIC PANEL-50 HZ

Part Description	Part #	Volts	Item Quantity per Tonnage							Figure #	RSP
			6Ton	8Ton	10Ton	15Ton	20Ton	22Ton	30Ton		
			CONTACTOR 3PL 25/30 NO/NC AUX	123273P1	380/400/415V	2	2	2	2		
FUSE DUAL ELMNT 600V 15.0AMP	E-2410	380/400/415V	6	6						3-62	B
FUSE DUAL ELMNT 600V 25.0AMP	E-3050	380/400/415V			6	6				3-62	B
FUSE DUAL ELMNT 600V 30.0AMP	E-1100	380/400/415V					6			3-62	B
FUSE DUAL ELMNT 600V 35.0AMP	E-2021	380/400/415V						6	6	3-62	B
FUSEBLOCK 600V 3P 030A	E-1050	380/400/415V	2	2	2	2	2			3-61	
FUSEBLOCK 600V 3P 060A	E-105A	380/400/415V						2	2	3-61	

### CIRCUIT BREAKER ELECTRIC PANEL-50 HZ

Part Description	Part #	Volts	Item Quantity per Tonnage							Figure #	RSP
			6Ton	8Ton	10Ton	15Ton	20Ton	22Ton	30Ton		
			CB MCB 3P 240/415V ABBS273-K16	136241P10	380/400/415V	2	2				
CB MCB 3P 240/415V ABBS273-K25	136241P12	380/400/415V			2	2				4-95	
CB MCB 3P 240/415V ABBS273-K32	136241P13	380/400/415V					2	2	2	4-95	
CONTACTOR 3P23IND32RES24/50AUX	136232P1	380/400/415V	2	2	2	2	2			3-60	B
CONTACTOR 3P30IND40RES24/50AUX	136233P1	380/400/415V						2	2	3-60	B

**FUSED ELECTRIC PANEL-60 HZ**

Part Description	Part #	Volts	Item Quantity per Tonnage							Figure #	RSP
			6Ton	10Ton		20Ton	30Ton				
			8Ton	15Ton	22Ton						
CONTACTOR 3PL 25/30 NO/NC AUX	123273P1		2	2	2	2	2	2		3-60	B
123273P1 IS USED ON 6/8/10 TON, 208/230/460/575 VOLT UNITS AND 15/20/22 TON, 460/575 VOLT UNITS.											
CONTACTOR 3PL 30/40 NO/NC	123280P1	460/575V							2	3-60	B
CONTACTOR 3PL 40/50 NO/NC	123281P1	208//230V				2				3-60	B
CONTACTOR 3PL 50/63 NO/NC AUX	123282P1	208//230V					2			3-60	B
CONTACTOR 3PL 65/75 NO/NC AUX	123283P1	208//230V						2	2	3-60	B
FUSE DUAL ELMNT 250V 20.0AMP	E-1230	208//230V	6							3-62	B
FUSE DUAL ELMNT 250V 30.0AMP	E-2090	208//230V		6	6					3-62	B
FUSE DUAL ELMNT 250V 50.0AMP	E-3060	208//230V				6				3-62	B
FUSE DUAL ELMNT 250V 60.0AMP	E-1160	208//230V					6			3-62	B
FUSE DUAL ELMNT 250V 70.0AMP	E-116A	208//230V						6		3-62	B
FUSE DUAL ELMNT 250V 90.0AMP	E-1120	208//230V							6	3-62	B
FUSE DUAL ELMNT 600V 15.0AMP	E-2410	460/575V	6	6	6					3-62	B
FUSE DUAL ELMNT 600V 25.0AMP	E-3050	460V				6				3-62	B
FUSE DUAL ELMNT 600V 30.0AMP	E-1100	460/575V					6			3-62	B
FUSE DUAL ELMNT 600V 35.0AMP	E-2021	460/575V						6		3-62	B
FUSE DUAL ELMNT 600V 45.0AMP	E05-3810	460/575V							6	3-62	B
FUSEBLOCK 250V 3P 030A	E-1020	208//230V	2	2	2					3-61	
FUSEBLOCK 250V 3P 060A	E-1040	208//230V				2	2			3-61	
FUSEBLOCK 250V 3P 100A	E-1041	208//230V						2	2	3-61	
FUSEBLOCK 600V 3P 030A	E-1050	460/575V	2	2	2	2	2			3-61	
FUSEBLOCK 600V 3P 060A	E-105A	460/575V						2	2	3-61	



## 1.30 Electric Panel-Condensate Pump Section

### FUSED ELECTRIC PANEL-50 HZ

Part Description	Part #	Volts	Item Quantity per Tonnage						Figure #	RSP	
			6Ton	8Ton	10Ton	15Ton	20Ton	22Ton			30Ton
FUSE DUAL ELMNT 600V 02.8AMP	E-1951	380/400/415V	2	2	2	2	2	2	2	3-131	B
FUSEBLOCK 600V 2P 030A	E-6030	380/400/415V	1	1	1	1	1	1	1	3-130	

### CIRCUIT BREAKER ELECTRIC PANEL-50 HZ

Part Description	Part #	Volts	Item Quantity per Tonnage						Figure #	RSP	
			6Ton	8Ton	10Ton	15Ton	20Ton	22Ton			30Ton
CB MCB 2P 240/415V ABBS272-K3	136240P5	380/400/415V	1	1	1	1	1	1	1	4-130	

### FUSED ELECTRIC PANEL-60 HZ

Part Description	Part #	Volts	Item Quantity per Tonnage						Figure #	RSP	
			6Ton	8Ton	10Ton	15Ton	20Ton	22Ton			30Ton
FUSE DUAL ELMNT 250V 02.8AMP	E-203D	208/230V	2	2	2	2	2	2	2	3-131	B
FUSE DUAL ELMNT 600V 02.8AMP	E-1951	460V	2	2	2	2	2	2	2	3-131	B
FUSE DUAL ELMNT 600V 1.2AMP	E-194C	575V	2	2	2	2	2	2	2	3-131	B
FUSEBLOCK 250V 2P 030A	E-6040	208/230V	1	1	1	1	1	1	1	3-130	
FUSEBLOCK 600V 2P 030A	E-6030	460/575V	1	1	1	1	1	1	1	3-130	
XFMR 500VA 60 575-230	E05-4600	575V	1	1	1	1	1	1	1	3-135	C

## 1.40 Electric Panel-Infrared Humidifier Section

### FUSED ELECTRIC PANEL-50 HZ

Part Description	Part #	Volts	Item Quantity per Tonnage							Figure #	RSP
			6Ton	10Ton		20Ton	30Ton				
			8Ton	15Ton	22Ton	8Ton	15Ton	22Ton			
CONTACTOR 3PL 24VCOIL 25/30AMP	E-0110	380/400/415V	1							3-1	B
CONTACTOR 3PL 24VCOIL 40/50AMP	E-0100	380/400/415V		1	1	1	1	1	1	3-1	B
FUSE DUAL ELMNT 600V 15.0AMP	E-2410	380/400/415V	3							3-5	B
FUSE DUAL ELMNT 600V 20.0AMP	E-2020	380/400/415V		3	3	3	3	3	3	3-5	B
FUSEBLOCK 600V 3P 030A	E-1050	380/400/415V	1	1	1	1	1	1	1	3-4	

### CIRCUIT BREAKER ELECTRIC PANEL-50 HZ

Part Description	Part #	Volts	Item Quantity per Tonnage							Figure #	RSP
			6Ton	10Ton		20Ton	30Ton				
			8Ton	15Ton	22Ton	8Ton	15Ton	22Ton			
CB MCB 3P 240/415V ABBS273-K16	136241P10	380/400/415V	1							4-1	
CB MCB 3P 240/415V ABBS273-K20	136241P11	380/400/415V		1	1	1	1	1	1	4-1	
CONTACTOR 3P23IND/32RES24/50	136222P1	380/400/415V	1							3-1	B
CONTACTOR 3P40IND/55RES24	136224P1	380/400/415V		1	1	1	1	1	1	3-1	B

### FUSED ELECTRIC PANEL-60 HZ

Part Description	Part #	Volts	Item Quantity per Tonnage							Figure #	RSP
			6Ton	10Ton		20Ton	30Ton				
			8Ton	15Ton	22Ton	8Ton	15Ton	22Ton			
CONTACTOR 2PL 24VCOIL 40/50AMP	E-011C	575V	1	1	1					3-1	B
CONTACTOR 3PL 24VCOIL 40/50AMP	E-0100		1	1	1	1	1	1	1	3-1	B
E-0100 IS USED ON 6/8/10/15 TON, 208/230/460 VOLT UNITS AND 20/22/30 TON, 208/230/460/575 VOLT UNITS.											
FUSE DUAL ELMNT 250V 30.0AMP	E-2090	230V	3	3	3	3	3	3	3	3-3	B
FUSE DUAL ELMNT 250V 35.0AMP	E-1200	208V	3	3	3	3	3	3	3	3-3	B
FUSE DUAL ELMNT 600V 15.0AMP	E-2410	575V				3	3	3	3	3-3	B
FUSE DUAL ELMNT 600V 17.5AMP	E-2730	460V					3	3	3	3-3	B
FUSE DUAL ELMNT 600V 20.0AMP	E-2020	460/575V	3	3	3	3				3-3	B
E-2020 HAS A QUANTITY OF 2 FOR 6/8/10 TON, 575 VOLT UNITS.											
FUSEBLOCK 250V 3P 030A	E-1020	230V	1	1	1	1	1	1	1	3-2	
FUSEBLOCK 250V 3P 060A	E-1040	208V	1	1	1	1	1	1	1	3-2	
FUSEBLOCK 600V 2P 030A	E-6030	575V	1	1	1					3-2	
FUSEBLOCK 600V 3P 030A	E-1050	460/575V	1	1	1	1	1	1	1	3-2	

## 1.45 Electric Panel-Steam Generator Humidifier Section

### FUSED ELECTRIC PANEL-50 HZ

Part Description	Part #	Volts	Item Quantity per Tonnage							Figure #	RSP
			6Ton	8Ton	10Ton	15Ton	20Ton	22Ton	30Ton		
			CONTACTOR 3PL 24VCOIL 25/30AMP	E-0110	380/400/415V	1	1	1	1		
FUSE DUAL ELMNT 600V 15.0AMP	E-2410	380/400/415V	3							3-3	B
FUSE DUAL ELMNT 600V 17.5AMP	E-2730	380/400/415V		3	3	3	3	3	3	3-3	B
FUSEBLOCK 600V 3P 030A	E-1050	380/400/415V	1	1	1	1	1	1	1	3-2	
KIT HUMIDIFIER CONTROL BOARD	183116P15	380/400/415V	1	1	1	1	1	1	1	4-9	C
RELAY 1P2T 24V 50/60HZ	E03-0170	380/400/415V	2	2	2	2	2	2	2	4-8,13	B
SW MANUAL DRAIN HUM (H-TYPE)	121794P1	ALL	1	1	1	1	1	1	1	5-12	B

### CIRCUIT BREAKER ELECTRIC PANEL-50 HZ

Part Description	Part #	Volts	Item Quantity per Tonnage							Figure #	RSP
			6Ton	8Ton	10Ton	15Ton	20Ton	22Ton	30Ton		
			CB MCB 3P 240/415V ABBS273-K16	136241P10	380/400/415V	1					
CB MCB 3P 240/415V ABBS273-K20	136241P11	380/400/415V		1	1	1	1	1	1	4-1	
CONTACTOR 3P23IND/32RES24/50	136222P1	380/400/415V	1	1	1	1	1	1	1	3-1	B
KIT HUMIDIFIER CONTROL BOARD	183116P15	380/400/415V	1	1	1	1	1	1	1	4-9	C
RELAY 1P2T 24V 50/60HZ	E03-0170	380/400/415V	2	2	2	2	2	2	2	4-8,13	B
SW MANUAL DRAIN HUM (H-TYPE)	121794P1	380/400/415V	1	1	1	1	1	1	1	5-12	B

### FUSED ELECTRIC PANEL-60 HZ

Part Description	Part #	Volts	Item Quantity per Tonnage							Figure #	RSP
			6Ton	8Ton	10Ton	15Ton	20Ton	22Ton	30Ton		
			CONTACTOR 3PL 24VCOIL 25/30AMP	E-0110		1	1	1	1		
E-0110 IS USED ON 6/8/10 TON, 208/230/460/575 VOLT UNITS AND 15/20/22/30 TON, 230/460/575 VOLT UNITS.											
CONTACTOR 3PL 24VCOIL 30/40AMP	E-009F	208V				1	1	1	1	5-1	B
FUSE DUAL ELMNT 250V 15.0AMP	E-2070	230V	3	3	3					5-3	B
FUSE DUAL ELMNT 250V 17.5AMP	E-2740	208V	3	3	3					5-3	B
FUSE DUAL ELMNT 250V 30.0AMP	E-2090	230V				3	3	3	3	5-3	B
FUSE DUAL ELMNT 250V 35.0AMP	E-1200	208V				3	3	3	3	5-3	B
FUSE DUAL ELMNT 600V 15.0AMP	E-2410	460/575V	3	3	3	3	3	3	3	5-3	B
FUSEBLOCK 250V 3P 030A	E-1020	208//230V	1	1	1	1	1	1	1	5-2	
FUSEBLOCK 250V 3P 060A	E-1040	208V				1	1	1	1	5-2	
FUSEBLOCK 600V 3P 030A	E-1050	460/575V	1	1	1	1	1	1	1	5-2	
KIT HUMIDIFIER CONTROL BOARD	183116P15	ALL	1	1	1	1	1	1	1	5-9	C
RELAY 1P2T 24V 50/60HZ	E03-0170	24V 50/60Hz	2	2	2	2	2	2	2	5-8,13	B
SW MANUAL DRAIN HUM (H-TYPE)	121794P1	ALL	1	1	1	1	1	1	1	5-12	B

## 1.50 Electric Panel-Motor Section

### FUSED ELECTRIC PANEL-50 HZ

Part Description	Part #	Volts	Item Quantity per Tonnage							Figure #	RSP
			6Ton	8Ton	10Ton	15Ton	20Ton	22Ton	30Ton		
CONTACTOR 3PL 24V 15/20 1NO1NC	124503P1	300/400/415V	1	1	1	1	1			3-20	B
124503P1 IS SUPPLIED WITH AUXILIARY CONTACTS, AND IS USED ON 20 TON UNITS WITH 5HP FAN MOTORS.											
CONTACTOR 3PL 24VCOIL 15/20AMP	124501P1	300/400/415V	1	1	1	1	1			3-20	B
124501P1 IS USED ON 20 TON UNITS WITH 5HP FAN MOTORS.											
CONTACTOR 3PL 24VCOIL 30/40AMP	E-009F	300/400/415V					1	1	1	3-20	B
E-009F IS USED ON 20 TON UNITS WITH 7.5HP AND 10HP FAN MOTORS.											
CONTACTOR 3PL 30/40 NO/NC	123280P1	300/400/415V					1	1	1	3-20	B
123280P1 IS SUPPLIED WITH AUXILIARY CONTACTS, AND IS USED ON 20 TON UNITS WITH 7.5HP AND 10HP FAN MOTORS.											
FUSE DUAL ELMNT 600V 15.0AMP	E-2410	380/400/415V	3	3	3	3	3			3-22	B
E-2410 IS USED ON 20 TON UNITS WITH 5HP MOTORS.											
FUSE DUAL ELMNT 600V 20.0AMP	E-2020	380/400/415V					3	3		3-22	B
E-2020 IS USED ON 20 TON UNITS WITH 7.5HP MOTORS.											
FUSE DUAL ELMNT 600V 25.0AMP	E-3050	380/400/415V					3	3	3	3-22	B
E-3050 IS USED ON 20 TON UNITS WITH 10HP MOTORS.											
FUSEBLOCK 600V 3P 030A	E-1050	300/400/415V	1	1	1	1	1	1	1	3-21	
HEATER CLASS 10 .384A-.623A C-H	124549P1	300/400/415V	3	3	3	3	3	3	3	3-A	
HEATER CLASS 10 .384A-.623A C-H	124549P2	300/400/415V	3	3	3	3	3	3	3	3-A	
HEATER CLASS 10 .570A-.924A C-H	124549P3	300/400/415V	3	3	3	3	3	3	3	3-A	
HEATER CLASS 10 .846A-1.37A C-H	124549P4	300/400/415V	3	3	3	3	3	3	3	3-A	
HEATER CLASS 10 1.28A-2.10A C-H	124549P5	300/400/415V	3	3	3	3	3	3	3	3-A	
HEATER CLASS 10 1.92A-3.15A C-H	124549P6	300/400/415V	3	3	3	3	3	3	3	3-A	
HEATER CLASS 10 14.4A-23.8A C-H	124549P12	300/400/415V	3	3	3	3	3	3	3	3-A	
HEATER CLASS 10 18.7A-28.1A C-H	124549P13	300/400/415V	3	3	3	3	3	3	3	3-A	
HEATER CLASS 10 2.30A-3.77A C-H	124549P7	300/400/415V	3	3	3	3	3	3	3	3-A	
HEATER CLASS 10 23.5A-34.8A C-H	124549P14	300/400/415V	3	3	3	3	3	3	3	3-A	
HEATER CLASS 10 3.38A-5.54A C-H	124549P8	300/400/415V	3	3	3	3	3	3	3	3-A	
HEATER CLASS 10 4.96A-8.16A C-H	124549P9	300/400/415V	3	3	3	3	3	3	3	3-A	
HEATER CLASS 10 7.07A-11.6A C-H	124549P10	300/400/415V	3	3	3	3	3	3	3	3-A	
HEATER CLASS 10 9.6A-14.4A C-H	124549P11	300/400/415V	3	3	3	3	3	3	3	3-A	
OVERLOAD RELAY W/B MNT 32	124547P1	300/400/415V	1	1	1	1	1	1	1	3-29	B

**CIRCUIT BREAKER ELECTRIC PANEL-50 HZ**

Part Description	Part #	Volts	Item Quantity per Tonnage							Figure #	RSP	
			6Ton	8Ton	10Ton	15Ton	20Ton	22Ton	30Ton			
CB MCB 3P 240/415V ABBS273-K16	136241P10	380/400/415V	1	1	1	1	1			4-95		
<b>136241P10 IS USED ON 20 TON UNITS WITH 5HP FAN MOTORS.</b>												
CB MCB 3P 240/415V ABBS273-K20	136241P11	380/400/415V					1	1		4-95		
<b>136241P11 IS USED ON 20 AND 22 TON UNITS WITH 7.5HP FAN MOTORS.</b>												
CB MCB 3P 240/415V ABBS273-K25	136241P12	380/400/415V					1	1	1	4-95		
<b>136241P12 IS USED ON 20/22/30 TON UNITS WITH 10HP FAN MOTORS.</b>												
CB MCB 3P 240/415V ABBS273-K25	136241P14	380/400/415V							1	4-95		
CONTACTOR 3P16IND/21RES24/50	136221P1	380/400/415V	1	1	1	1	1			3-20	B	
<b>136221P1 IS USED ON 20 TON UNITS WITH 5HP MOTORS.</b>												
CONTACTOR 3P16IND21RES24/50AUX	136231P1	380/400/415V	1	1	1	1	1			3-20	B	
<b>136231P1 IS SUPPLIED WITH AUXILIARY CONTACTS, AND IS USED ON 20 TON UNITS WITH 5HP MOTORS.</b>												
CONTACTOR 3P30IND/40RES24	136223P1	380/400/415V					1	1	1	3-20	B	
<b>136223P1 IS USED ON 20 AND 22 TON UNITS WITH 7.5HP AND 10HP MOTORS AND IS ALSO USED ON 30 TON UNITS WITH 10HP MOTORS.</b>												
CONTACTOR 3P30IND40RES24/50AUX	136233P1	380/400/415V					1	1		3-20	B	
<b>136233P1 IS SUPPLIED WITH AUXILIARY CONTACTS, AND IS USED ON 20 AND 22 TON UNITS WITH 7.5HP AND 10HP MOTORS.</b>												
CONTACTOR 3P40IND/55RES24	136224P1	380/400/415V							1	3-1	B	
<b>136224P1 IS USED ON 30 TON UNITS WITH 15HP MOTORS.</b>												
HEATER CLASS 10 .384A-.623A C-H	124549P1	300/400/415V	3	3	3	3	3	3	3	3	3-A	
HEATER CLASS 10 .384A-.623A C-H	124549P2	300/400/415V	3	3	3	3	3	3	3	3	3-A	
HEATER CLASS 10 .570A-.924A C-H	124549P3	300/400/415V	3	3	3	3	3	3	3	3	3-A	
HEATER CLASS 10 .846A-1.37A C-H	124549P4	300/400/415V	3	3	3	3	3	3	3	3	3-A	
HEATER CLASS 10 1.28A-2.10A C-H	124549P5	300/400/415V	3	3	3	3	3	3	3	3	3-A	
HEATER CLASS 10 1.92A-3.15A C-H	124549P6	300/400/415V	3	3	3	3	3	3	3	3	3-A	
HEATER CLASS 10 14.4A-23.8A C-H	124549P12	300/400/415V	3	3	3	3	3	3	3	3	3-A	
HEATER CLASS 10 18.7A-28.1A C-H	124549P13	300/400/415V	3	3	3	3	3	3	3	3	3-A	
HEATER CLASS 10 2.30A-3.77A C-H	124549P7	300/400/415V	3	3	3	3	3	3	3	3	3-A	
HEATER CLASS 10 23.5A-34.8A C-H	124549P14	300/400/415V	3	3	3	3	3	3	3	3	3-A	
HEATER CLASS 10 3.38A-5.54A C-H	124549P8	300/400/415V	3	3	3	3	3	3	3	3	3-A	
HEATER CLASS 10 4.96A-8.16A C-H	124549P9	300/400/415V	3	3	3	3	3	3	3	3	3-A	
HEATER CLASS 10 7.07A-11.6A C-H	124549P10	300/400/415V	3	3	3	3	3	3	3	3	3-A	
HEATER CLASS 10 9.6A-14.4A C-H	124549P11	300/400/415V	3	3	3	3	3	3	3	3	3-A	
OVERLOAD RELAY W/B MNT 32	124547P1	380/400/415V	1	1	1	1	1	1	1	1	3-29	B

**FUSED ELECTRIC PANEL-60 HZ**

Part Description	Part #	Volts	Item Quantity per Tonnage							Figure #	RSP
			6Ton	8Ton	10Ton	15Ton	20Ton	22Ton	30Ton		
CONTACTOR 3PL 24V 15/20 1NO1NC	124503P1	208V				1				3-20	B
124503P1 IS SUPPLIED WITH AUXILIARY CONTACTS, AND IS USED ON ALL 6/8/10 TON 208/230/460/575 VOLT UNITS. ALSO USED ON 15 TON 208/230/460/575 VOLT UNITS WITH 3HP MOTORS AND ON 15 AND 20 TON 460/575 VOLT UNITS WITH 5HP MOTORS.											
CONTACTOR 3PL 24VCOIL 15/20AMP	124501P1	ALL	1	1	1	1	1			3-20	B
124501P1 IS USED ON ALL 6/8/10 TON 208/230/460/575 VOLT UNITS. ALSO USED ON 15 TON 208/230/460/575 VOLT UNITS WITH 3 HP MOTORS AND FOR 15 AND 20 TON 460/575 VOLT UNITS WITH 5HP MOTORS.											
CONTACTOR 3PL 24VCOIL 25/30AMP	E-0110	208/230V				1	1			3-20	B
E-0110 IS USED ON 15 AND 20 TON 208/230 VOLT UNITS WITH 5HP MOTORS.											
CONTACTOR 3PL 24VCOIL 30/40AMP	E-009F	ALL					1	1	1	3-20	B
E-009F IS USED ON 20/22/30 TON 460/575 VOLT UNITS WITH 7.5HP MOTORS. ALSO USED ON 20/22/30 TON 460/575 VOLT UNITS WITH 10HP MOTORS.											
CONTACTOR 3PL 24VCOIL 40/50AMP	E-0100	208/230V					1	1	1	3-20	B
E-0100 IS USED ON 20/22/30 TON 208/230 VOLT UNITS WITH 10HP MOTORS.											
CONTACTOR 3PL 25/30 NO/NC AUX	123273P1	208/230V				1	1			3-20	B
123273P1 IS SUPPLIED WITH AUXILIARY CONTACTS, AND IS USED ON 15 AND 20 TON 208/230 VOLT UNITS WITH 5HP MOTORS.											
CONTACTOR 3PL 30/40 NO/NC	123280P1	ALL					1	1	1	3-20	B
123280P1 IS SUPPLIED WITH AUXILIARY CONTACTS, AND IS USED ON 20 AND 22 TON 208/230/460/575 VOLT UNITS WITH 7.5HP MOTORS. ALSO USED ON 20/22/30 TON 460/575 VOLT UNITS WITH 10HP MOTORS.											
FUSE DUAL ELMNT 250V 15.0AMP	E-2070	208/230V	3	3	3	3				3-22	B
E-2070 IS USED ON 15 TON 208 VOLT UNITS WITH 3HP MOTORS.											
FUSE DUAL ELMNT 250V 25.0AMP	E-2080	208/230V				3	3			3-22	B
E-2080 IS USED ON 15 AND 20 TON 208/230 VOLT UNITS WITH 5HP MOTORS.											
FUSE DUAL ELMNT 250V 35.0AMP	E-1200	208/230V					3	3		3-22	B
E-1200 IS USED ON 20 AND 22 TON 208/230 VOLT UNITS WITH 7.5HP MOTORS.											
FUSE DUAL ELMNT 250V 45.0AMP	E-6050	208/230V					3	3	3	3-22	B
E-6050 IS USED ON 20/22/30 TON 208/230 VOLT UNITS WITH 10HP MOTORS.											
FUSE DUAL ELMNT 600V 15.0AMP	E-2410	460/575V	3	3	3	3	3	3		3-22	B
E-2410 IS USED ON 15 TON 460/575 VOLT UNITS WITH 5HP MOTORS AND 20/22 TON 460/575 VOLT UNITS WITH 7.5HP MOTORS.											
FUSE DUAL ELMNT 600V 17.5AMP	E-2730	575V					3	3	3	3-22	B
E-2730 IS USED ON 20/22/30 TON 575 VOLT UNITS WITH 10HP MOTORS.											
FUSE DUAL ELMNT 600V 20.0AMP	E-2020	460V					3	3	3	3-22	B
E-2020 IS USED ON 20/22/30 TON 460 VOLT UNITS WITH 10HP MOTORS.											
FUSEBLOCK 250V 3P 030A	E-1020	208/230V	1	1	1	1	1			3-21	
FUSEBLOCK 250V 3P 060A	E-1040	208/230V					1	1	1	3-21	
FUSEBLOCK 600V 3P 030A	E-1050	460/575V	1	1	1	1	1	1	1	3-21	
HEATER CLASS 10 .384A-.623A C-H	124549P1	ALL	3	3	3	3	3	3	3	3-A	
HEATER CLASS 10 .384A-.623A C-H	124549P2	ALL	3	3	3	3	3	3	3	3-A	
HEATER CLASS 10 .570A-.924A C-H	124549P3	ALL	3	3	3	3	3	3	3	3-A	
HEATER CLASS 10 .846A-1.37A C-H	124549P4	ALL	3	3	3	3	3	3	3	3-A	
HEATER CLASS 10 1.28A-2.10A C-H	124549P5	ALL	3	3	3	3	3	3	3	3-A	
HEATER CLASS 10 1.92A-3.15A C-H	124549P6	ALL	3	3	3	3	3	3	3	3-A	
HEATER CLASS 10 14.4A-23.8A C-H	124549P12	ALL	3	3	3	3	3	3	3	3-A	
HEATER CLASS 10 18.7A-28.1A C-H	124549P13	ALL	3	3	3	3	3	3	3	3-A	

## DH Deluxe

HEATER CLASS 10 2.30A-3.77A C-H	124549P7	ALL	3	3	3	3	3	3	3	3	3-A	
HEATER CLASS 10 23.5A-34.8A C-H	124549P14	ALL	3	3	3	3	3	3	3	3	3-A	
HEATER CLASS 10 3.38A-5.54A C-H	124549P8	ALL	3	3	3	3	3	3	3	3	3-A	
HEATER CLASS 10 4.96A-8.16A C-H	124549P9	ALL	3	3	3	3	3	3	3	3	3-A	
HEATER CLASS 10 7.07A-11.6A C-H	124549P10	ALL	3	3	3	3	3	3	3	3	3-A	
HEATER CLASS 10 9.6A-14.4A C-H	124549P11	ALL	3	3	3	3	3	3	3	3	3-A	
OVERLOAD RELAY W/B MNT 32	124547P1	ALL	1	1	1	1	1	1	1	1	3-29	B

## 1.60 Electric Panel-1 Stage Reheat Section

### FUSED ELECTRIC PANEL-50 HZ

Part Description	Part #	Volts	Item Quantity per Tonnage						Figure #	RSP		
			6Ton	8Ton	10Ton	15Ton	20Ton	22Ton			30Ton	
CONTACTOR 2PL 24VCOIL 20/30AMP	E-011A	380/400/415V	2	2	2	2	2	2	2	2	3-40	B
FUSE DUAL ELMNT 600V 15.0AMP	E-2410	300/400/415V	2	2	2						3-43	B
FUSE DUAL ELMNT 600V 30.0AMP	E-1100	300/400/415V				2	2	2	2	2	3-43	B
FUSEBLOCK 600V 2P 030A	E-6030	300/400/415V	1	1	1	1	1	1	1	1	3-42	

### CIRCUIT BREAKER ELECTRIC PANEL-50 HZ

Part Description	Part #	Volts	Item Quantity per Tonnage						Figure #	RSP		
			6Ton	8Ton	10Ton	15Ton	20Ton	22Ton			30Ton	
CB MCB 2P 240/415V ABBS272-K40	136240P14	380/400/415V					1	1	1	1	4-40	
CB MCB 3P 240/415V ABBS273-K16	136240P10	380/400/415V	1	1	1						4-40	
CB MCB 3P 240/415V ABBS273-K32	136240P13	380/400/415V				1					4-40	
CONTACTOR 3P23IND/32RES24/50	136222P1	380/400/415V	2	2	2	2	2	2	2	2	4-42	B

### FUSED ELECTRIC PANEL-60 HZ

Part Description	Part #	Volts	Item Quantity per Tonnage						Figure #	RSP		
			6Ton	8Ton	10Ton	15Ton	20Ton	22Ton			30Ton	
CONTACTOR 2PL 24VCOIL 20/30AMP	E-011A	ALL	2	2	2	2	2	2	2	2	3-40	B
<b>E-011A IS USED ON 6/8/10 TON, 208/230/460/575 VOLT UNITS AND 15/20/22/30 TON, 460/575 VOLT UNITS.</b>												
CONTACTOR 2PL 24VCOIL 40/50AMP	E-011C	208/230V				2	2	2	2	2	3-40	B
FUSE DUAL ELMNT 250V 20.0AMP	E-1230	208/230V	2								3-43	B
FUSE DUAL ELMNT 250V 30.0AMP	E-2090	230V		2	2						3-43	B
FUSE DUAL ELMNT 250V 35.0AMP	E-1200	208V		2	2						3-43	B
FUSE DUAL ELMNT 250V 50.0AMP	E-3060	230V				2					3-43	B
<b>E-3060 IS USED ON 15 TON, 230 VOLT UNITS.</b>												
FUSE DUAL ELMNT 250V 60.0AMP	E-1160	208/230V				2	2	2	2	2	3-43	B
<b>E-1160 IS USED ON 15/20/22/30 TON, 208 VOLT UNITS AND 20/22/30 TON, 230 VOLT UNITS.</b>												
FUSE DUAL ELMNT 600V 15.0AMP	E-2410	460/575V	2	2	2						3-43	B
FUSE DUAL ELMNT 600V 25.0AMP	E-3050	460/575V				2	2	2	2	2	3-43	B
<b>E-3050 IS USED ON 15 TON 460 VOLT UNITS AND 15/20/22/30 TON 575 VOLT UNITS.</b>												
FUSE DUAL ELMNT 600V 30.0AMP	E-1100	460V					2	2	2	2	3-43	B
FUSEBLOCK 250V 2P 030A	E-6040	208/230V	1	1	1						3-42	
FUSEBLOCK 250V 2P 060A	129629P1	208/230V		1	1	1	1	1	1	1	3-42	
FUSEBLOCK 600V 2P 030A	E-6030	460/575V	1	1	1	1	1	1	1	1	3-42	



## 1.65 Electric Panel-3 Stage Reheat Section

### FUSED ELECTRIC PANEL-50 HZ

Part Description	Part #	Volts	Item Quantity per Tonnage							Figure #	RSP	
			6Ton	10Ton		20Ton		30Ton				
			8Ton	15Ton	22Ton							
CONTACTOR 2PL 24VCOIL 20/30AMP	E-011A	380/400/415V	3	3	3	3	3	3	3	3	3-40	B
CONTACTOR 3PL 24VCOIL 25/30AMP	E-0110	380/400/415V	1	1	1	1	1	1	1	1	3-40	B
FUSE DUAL ELMNT 600V 15.0AMP	E-2410	380/400/415V	6	6	6						3-43	B
FUSE DUAL ELMNT 600V 30.0AMP	E-1100	380/400/415V				6					3-43	B
FUSE DUAL ELMNT 600V 35.0AMP	E-2021	380/400/415V					6	6	6		3-43	B
FUSEBLOCK 600V 3P 030A	E-1050	380/400/415V	2	2	2	2					3-42	
FUSEBLOCK 600V 3P 060A	E-105A	380/400/415V					2	2	2		3-42	

### CIRCUIT BREAKER ELECTRIC PANEL-50 HZ

Part Description	Part #	Volts	Item Quantity per Tonnage							Figure #	RSP	
			6Ton	10Ton		20Ton		30Ton				
			8Ton	15Ton	22Ton							
CB MCB 2P 240/415V ABBS272-K40	136240P14	380/400/415V					3	3	3		4-40	
CB MCB 3P 240/415V ABBS273-K16	136240P10	380/400/415V	3	3	3						4-40	
CB MCB 3P 240/415V ABBS273-K32	136240P13	380/400/415V				3					4-40	
CONTACTOR 3P23IND/32RES24/50	136222P1	380/400/415V	4	4	4	4	4	4	4	4	4-42	B

**FUSED ELECTRIC PANEL-60 HZ**

Part Description	Part #	Volts	Item Quantity per Tonnage							Figure #	RSP	
			6Ton	8Ton	10Ton	15Ton	20Ton	22Ton	30Ton			
CONTACTOR 2PL 24VCOIL 20/30AMP	E-011A	ALL	3	3	3	3	3	3	3	3	3-40	B
E-011A IS USED ON 6/8/10 TON, 208/230/460/575 VOLT UNITS AND 15/20/22/30 TON, 460/575 VOLT UNITS.												
CONTACTOR 2PL 24VCOIL 40/50AMP	E-011C	208/230V				3	3	3	3		3-40	B
CONTACTOR 3PL 24VCOIL 25/30AMP	E-0110	ALL	1	1	1	1	1	1	1	1	3-41	B
E-0110 IS USED ON 6/8/10 TON, 208/230/460/575 VOLT UNITS, AND 15/20/22/30 TON, 460/575 VOLT UNITS.												
CONTACTOR 3PL 24VCOIL 40/50AMP	E-0100	208/230V				1	1	1	1		3-41	B
FUSE DUAL ELMNT 250V 20.0AMP	E-1230	208/230V	6								3-43	B
FUSE DUAL ELMNT 250V 30.0AMP	E-2090	230V		6	6						3-43	B
FUSE DUAL ELMNT 250V 35.0AMP	E-1200	208V		6	6						3-43	B
FUSE DUAL ELMNT 250V 50.0AMP	E-3060	230V				6					3-43	B
E-3060 IS USED ON 15 TON, 230 VOLT UNITS.												
FUSE DUAL ELMNT 250V 60.0AMP	E-1160	208/230V				6	6	6	6		3-43	B
E-1160 IS USED ON 15/20/22/30 TON, 208 VOLT UNITS AND 20/22/30 TON 230 VOLT UNITS.												
FUSE DUAL ELMNT 600V 15.0AMP	E-2410	460/575V	6	6	6						3-43	B
FUSE DUAL ELMNT 600V 25.0AMP	E-3050	460/575V				6	6	6	6		3-43	B
E-3050 IS USED ON 15 TON 460 VOLT UNITS AND 15/20/22/30 TON, 575 VOLT UNITS.												
FUSE DUAL ELMNT 600V 30.0AMP	E-1100	460V					6	6	6		3-43	B
FUSEBLOCK 250V 3P 030A	E-1020	208/230V	2	2	2						3-42	
FUSEBLOCK 250V 3P 060A	E-1040	208/230V		2	2	2	2	2	2	2	3-42	
FUSEBLOCK 600V 3P 030A	E-1050	460/575V	2	2	2	2	2	2	2	2	3-42	

## 1.70 Panel Disconnect Section-Klockner Moeller

### FUSED ELECTRIC PANEL-50 HZ

Part Description	Part #	Volts	Item Quantity per Tonnage							Figure #	RSP
			6Ton	8Ton	10Ton	15Ton	20Ton	22Ton	30Ton		
			BRACKET DISCONNECT K/M	1C18603P1	380/400/415V	1	1	1	1		
COLLAR LKG DISC W/2 SCREWS KM	1C18354P1	380/400/415V	1	1	1	1	1	1	1	4-4	
SW DISC 600V 3PL 100A	1C18351P1	380/400/415V				1	1	1	1	4-6	C
SW DISC 600V 3PL 60A	1C18351P2	380/400/415V	1	1	1					4-6	C

### CIRCUIT BREAKER ELECTRIC PANEL-50 HZ

Part Description	Part #	Volts	Item Quantity per Tonnage							Figure #	RSP
			6Ton	8Ton	10Ton	15Ton	20Ton	22Ton	30Ton		
			BRACKET DISCONNECT K/M	1C18603P1	ALL	1	1	1	1		
COLLAR LKG DISC W/2 SCREWS KM	1C18354P1	ALL	1	1	1	1	1	1	1	4-4	
SW DISC 600V 3PL 100A	1C18351P1	ALL				1	1	1	1	4-6	C
SW DISC 600V 3PL 60A	1C18351P2	ALL	1	1	1					4-6	C

### FUSED ELECTRIC PANEL-60 HZ

Part Description	Part #	Volts	Item Quantity per Tonnage							Figure #	RSP
			6Ton	8Ton	10Ton	15Ton	20Ton	22Ton	30Ton		
			BRACKET DISCONNECT K/M	1C18603P1	ALL	1	1	1	1		
COLLAR LKG DISC W/2 SCREWS KM	1C18354P1	ALL	1	1	1	1	1	1	1	4-4	
SW DISC 600V 3PL 100A	1C18351P1	ALL	1	1	1	1	1	1	1	4-6	C
1C18351P1 IS USED ON 6/8/10 TON, 208/230 VOLT UNITS AND 15/20/22/30 TON, 460/575 VOLT UNITS.											
SW DISC 600V 3PL 60A	1C18351P2	460/575V	1	1	1					4-6	C

## 1.75 Panel Disconnect Section-General Electric

### FUSED ELECTRIC PANEL-50 HZ

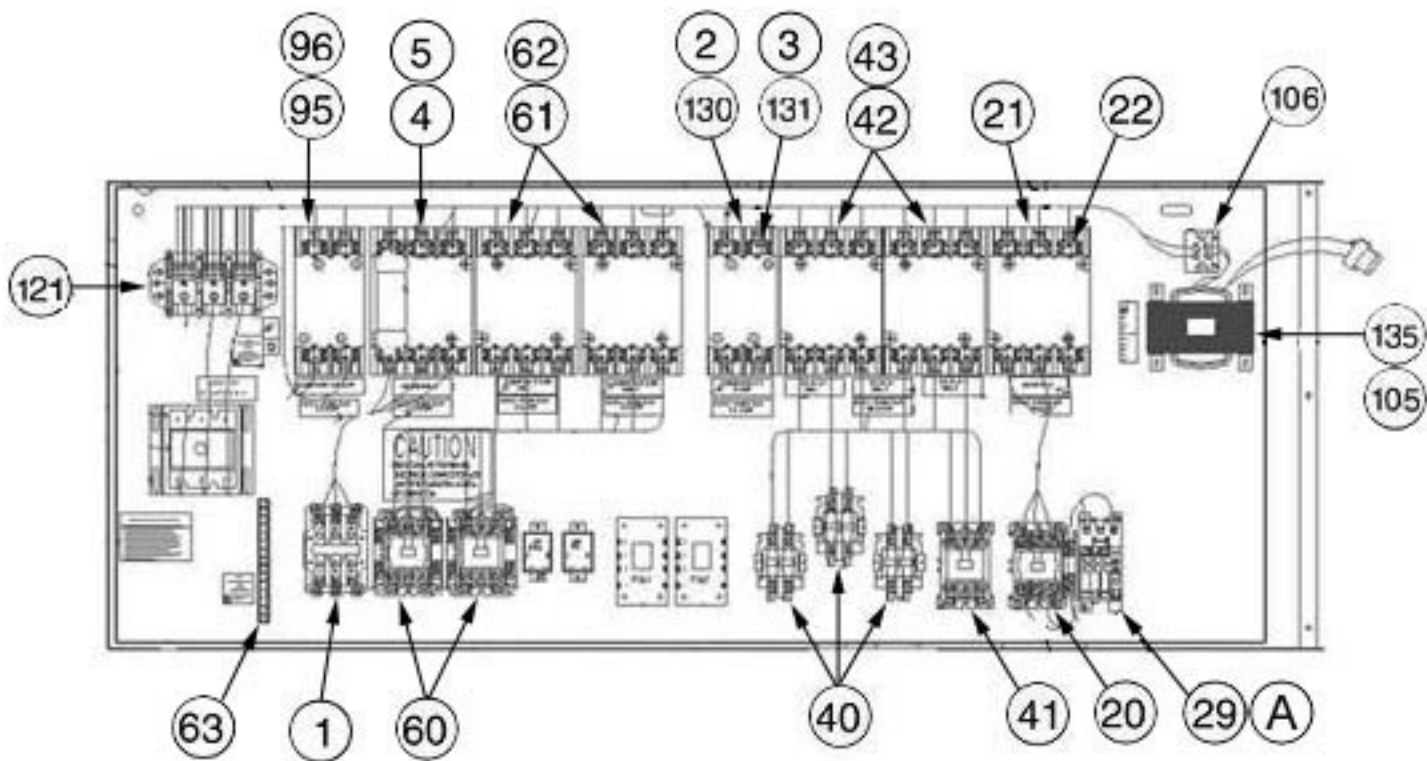
Part Description	Part #	Volts	Item Quantity per Tonnage							Figure #	RSP
			6Ton	10Ton	20Ton	30Ton					
			8Ton	15Ton	22Ton	8Ton	15Ton				
BRKT LKDISC OPER 100	F02-2130	ALL	1	1	1	1	1	1	1	4-151	
BRKT NON LKDISC OPER 100	F02-2150	ALL	1	1	1	1	1	1	1	4-151	
SW DISC 480V 3PL 100A 120V	E02-2880	380/400/415V	1	1	1	1	1	1	1	4-150	C
SW DISC LOKG HANDLE ROTARY	E-288A	ALL	1	1	1	1	1	1	1	4-161	
SW DISC LOKG RING CATCH	E-288B	ALL	1	1	1	1	1	1	1	4-161	

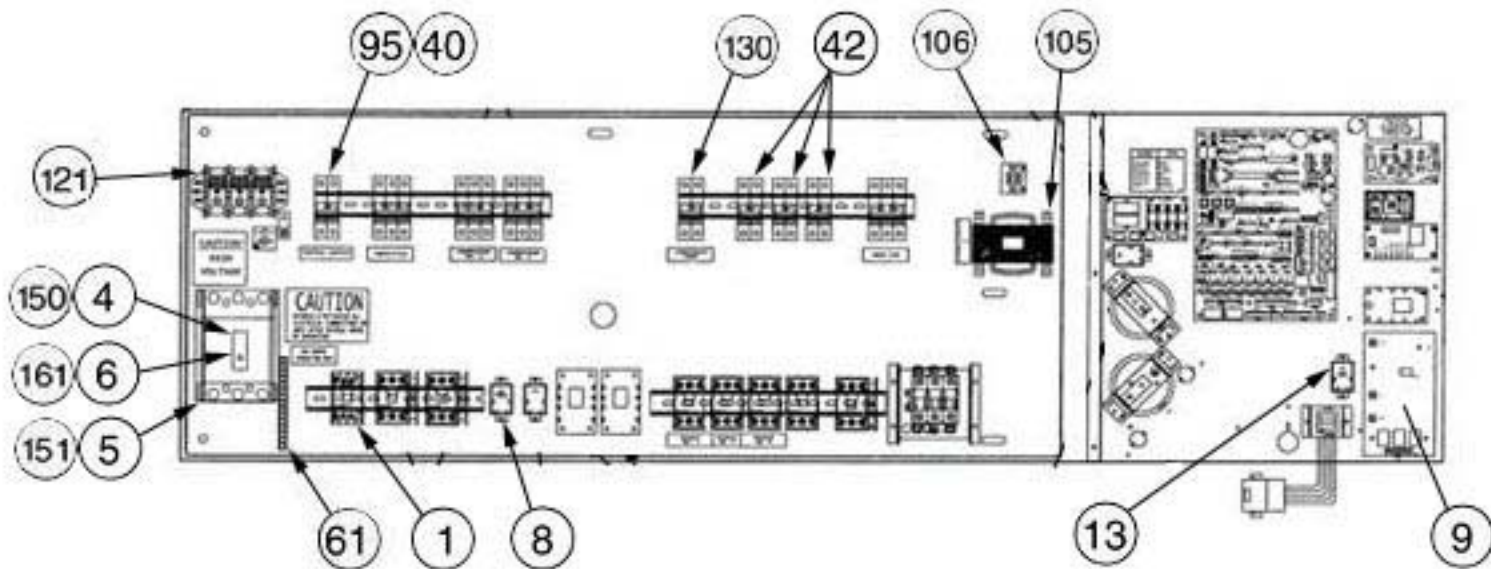
### CIRCUIT BREAKER ELECTRIC PANEL-50 HZ

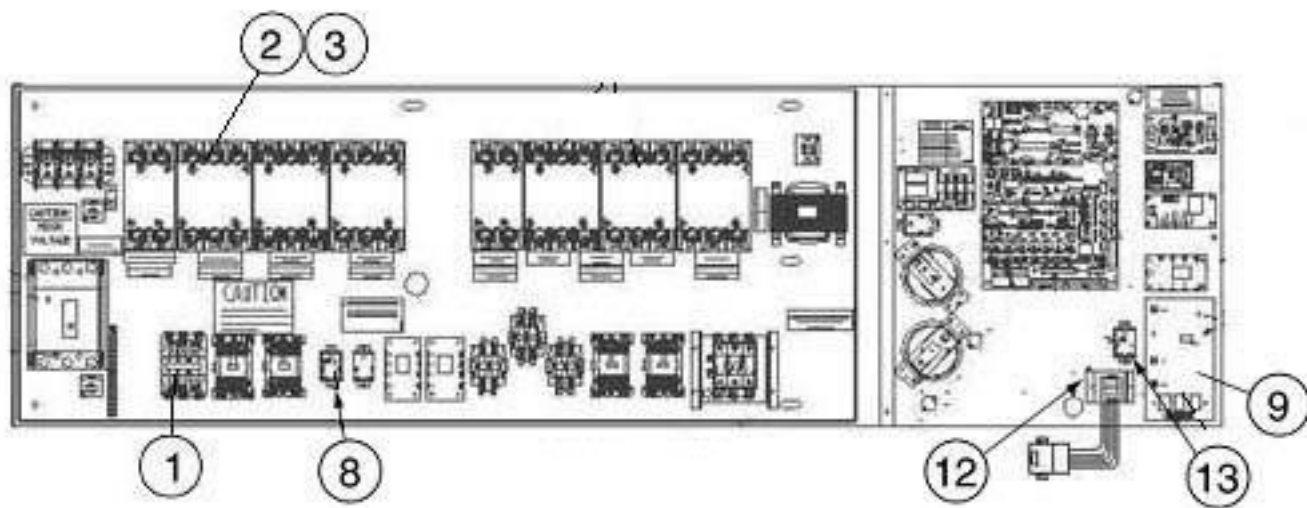
Part Description	Part #	Volts	Item Quantity per Tonnage							Figure #	RSP
			6Ton	10Ton	20Ton	30Ton					
			8Ton	15Ton	22Ton	8Ton	15Ton				
BRKT LKDISC OPER 100	F02-2130	ALL	1	1	1	1	1	1	1	4-151	
BRKT NON LKDISC OPER 100	F02-2150	ALL	1	1	1	1	1	1	1	4-151	
SW DISC 480V 3PL 100A 120V	E02-2880	380/460V	1	1	1	1	1	1	1	4-150	C
SW DISC LOKG HANDLE ROTARY	E-288A	ALL	1	1	1	1	1	1	1	4-161	
SW DISC LOKG RING CATCH	E-288B	ALL	1	1	1	1	1	1	1	4-161	

### FUSED ELECTRIC PANEL-60 HZ

Part Description	Part #	Volts	Item Quantity per Tonnage							Figure #	RSP
			6Ton	10Ton	20Ton	30Ton					
			8Ton	15Ton	22Ton	8Ton	15Ton				
BRKT LKDISC OPER 100	F02-2130	ALL	1	1	1	1	1	1	1	4-151	
<b>F02-2130 IS USED ON 6/8/10 TON, 208/230/460/575 VOLT UNITS AND 15/20/22/30 TON, 460/575 VOLT UNITS WITH LOCKING DISCONNECT.</b>											
BRKT LKDISC OPER 225	F02-2140	208/460V				1	1	1	1	4-151	
<b>F02-2140 IS USED ON 15/20/22/30 TON, 208/230 VOLT UNITS WITH LOCKING DISCONNECT.</b>											
BRKT NON LKDISC OPER 100	F02-2150	ALL	1	1	1	1	1	1	1	4-151	
<b>F02-2150 IS USED ON 6/8/10 TON, 208/230/460/575 VOLT UNITS AND 15/20/22/30 TON, 460/575 VOLT UNITS WITH NON-LOCKING DISCONNECT.</b>											
BRKT NON LKDISC OPER 225	F02-2160	208/460V				1	1	1	1	4-151	
<b>F02-2160 IS USED ON 15/20/22/30 TON, 208/230 VOLT UNITS WITH NON-LOCKING DISCONNECT.</b>											
SW DISC 240V 3PL 100A 120V	E02-2890	208/230V	1	1	1					4-150	C
SW DISC 240V 3PL 225A	E-2900	208/230V				1	1	1	1	4-150	C
SW DISC 240V 3PL 225A 120V	E02-2900	208/230V				1	1	1	1	4-150	C
SW DISC 480V 3PL 100A 120V	E02-2880	460V	1	1	1	1	1	1	1	4-150	C
SW DISC 600V 3PL 100A 120V	E02-2910	575V	1	1	1	1	1	1	1	4-150	C
SW DISC LOKG HANDLE ROTARY	E-288A	ALL	1	1	1	1	1	1	1	4-161	
<b>E-288A IS USED ON 6/8/10 TON, 208/230/460/575 VOLT UNITS AND 15/20/22/30 TON, 460/575 VOLT UNITS.</b>											
SW DISC LOKG HANDLE ROTARY	E-290A	208/460V				1	1	1	1	4-161	
<b>E-290A IS USED ON 15/20/22/30 TON, 208/230 VOLT UNITS.</b>											
SW DISC LOKG RING CATCH	E-288B	ALL	1	1	1	1	1	1	1	4-161	







## 1.80 Miscellaneous Options Section

### REMOTE TEMPERATURE /HUMIDITY SENSORS

Part Description	Part #	Volts	Item Quantity per Tonnage							Figure #	RSP	
			6Ton	10Ton	20Ton	30Ton	8Ton	15Ton	22Ton			
			8Ton	15Ton	22Ton	30Ton						
BOX PLASTIC (WALL MOUNTED)	G03-001A	ALL	1	1	1	1	1	1	1	1	6-3	
BOX T/H SURFACE MNT ASSY	020-0482	ALL	1	1	1	1	1	1	1	1	6-8	
BUSHING RBR 1/2" I.D.X1" O.D.	E-0800	ALL	1	1	1	1	1	1	1	1	6-1	
CABLE ASSY LV T/H SNSR REM120'	1C16770G1	ALL	1	1	1	1	1	1	1	1	6-10	
CABLE ASSY LV T/H SNSR REM90'	1C16769G1	ALL	1	1	1	1	1	1	1	1	6-10	
LABEL S3 SENSOR WALLBOX	Y-2130	ALL	1	1	1	1	1	1	1	1	6-5	
NUT HEX MACH NYLON #4-40	S-5330	ALL	4	4	4	4	4	4	4	4	6-1	
PWA SMT TEMP/HUM GEN EAST SNSR	4C13121G4	ALL	1	1	1	1	1	1	1	1	6-7	C
SCREW M PH PHL Z 6-32X7/16	4A10179P1	ALL	2	2	2	2	2	2	2	2	6-1	
SPACER NYLON 1/4" O.D.X.25" LG.#4	G-2850	ALL	4	4	4	4	4	4	4	4	6-1	
SPACER STANDOFF 1/4" X1-1/2" 4-40M	G-4040	ALL	4	4	4	4	4	4	4	4	6-1	
WASHER FIBER #40 1/4" O.D.X1/16" I.D.	G-118A	ALL	4	4	4	4	4	4	4	4	6-1	
WH LV S3/DIS P16 REM T/H	022-2742	ALL	1	1	1	1	1	1	1	1	6-9	
WH LV T/H SNSR REM 150FT	1D11293P1	ALL	1	1	1	1	1	1	1	1	6-10	
WH LV T/H SNSR REM 30FT	022-2741	ALL	1	1	1	1	1	1	1	1	6-10	
WH LV T/H SNSR REM 60FT	1C11237P1	ALL	1	1	1	1	1	1	1	1	6-10	

### FIRESTAT

Part Description	Part #	Volts	Item Quantity per Tonnage							Figure #	RSP	
			6Ton	10Ton	20Ton	30Ton	8Ton	15Ton	22Ton			
			8Ton	15Ton	22Ton	30Ton						
FIRESTAT OPEN ON RISE	E-2350	ALL	1	1	1	1	1	1	1	1	7-1	C

### SMOKE DETECTOR ELECTRICS

Part Description	Part #	Volts	Item Quantity per Tonnage							Figure #	RSP	
			6Ton	10Ton	20Ton	30Ton	8Ton	15Ton	22Ton			
			8Ton	15Ton	22Ton	30Ton						
BASE SMOKE DETECTOR 702E	149102P1	ALL	1	1	1	1	1	1	1	1	8-3	C
BOX SMOKE DETECTOR 731U	149100P1	ALL	1	1	1	1	1	1	1	1	8-1	
CONDUIT CONN EMT .50 90D SHORT	E13-0060	ALL	2	2	2	2	2	2	2	2	9-5	
CONN TUBE SMOKE DETECTOR	F02-8800	ALL	1	1	1	1	1	1	1	1	9-14	
COVER SMOKE DETECTOR 731U	149101P1	ALL	1	1	1	1	1	1	1	1	8-2	
PWA SMOKE DET CNTL 24VDC	124502P1	24V	1	1	1	1	1	1	1	1	9-11	B
SENSOR SMOKE DETECTOR PHOTOELEC	149103P1	ALL	1	1	1	1	1	1	1	1	8-4	C
TUBE FORM SAMPLING SMOKE DET	129323P1	ALL	1	1	1	1	1	1	1	1	9-15	
TUBING VINYL CLEAR 3/4ID	S04-0420	ALL	2	2	2	2	2	2	2	2	9-4	



**HIGH WATER ALARM**

Part Description	Part #	Volts	Item Quantity per Tonnage							Figure #	RSP
			6Ton	10Ton		20Ton		30Ton			
			8Ton	15Ton	22Ton						
BRKT HUM MTG LIQ LEV SW DX	1C18661P2	ALL	1	1	1	1	1	1	1		
RELAY T/D 24V 5SEC	1A18786P1	ALL	1	1	1	1	1	1	1		B
1A18786P1 IS USED ON STANDARD MICROPROCESSOR CONTROLS.											
SW LEVEL LIQUID GEMS LS-7	1A18660P1	ALL	1	1	1	1	1	1	1		B

**SEQUENTIAL AUTO RESTART**

Part Description	Part #	Volts	Item Quantity per Tonnage							Figure #	RSP
			6Ton	10Ton		20Ton		30Ton			
			8Ton	15Ton	22Ton						
RELAY T/D 24V 2P2T ADJ 90SEC	E-3530	ALL	1	1	1	1	1	1	1		B
E-3530 IS USED ON STANDARD MICROPROCESSOR CONTROLS.											

**MISCELLANEOUS OPTIONS**

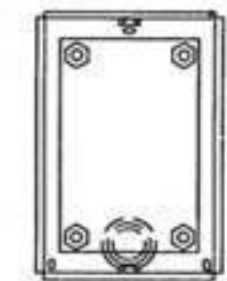
Part Description	Part #	Volts	Item Quantity per Tonnage							Figure #	RSP
			6Ton	8Ton	10Ton	15Ton	20Ton	22Ton	30Ton		
			BOX ELEC SGL SQR CORNR	E-0450	ALL	1	1	1	1		
CONTACTS AUX NO/NC 49ACR6	149117P1	ALL	1	1	1	1	1	1	1		B
COVER ELECT BOX SGL W/HOLE	1C14755P1	ALL	1	1	1	1	1	1	1		
COVER OVERLOAD RELAY	F-4010	ALL	2	2	2	2	2	2	2		
FREEZSTAT W/BRKT OPN35FCL	E02-0110	ALL	2	2	2	2	2	2	2		B
KIT OPENCOMMS DISCRETE OUTPUT	OC-DOS	ALL	1	1	1	1	1	1	1		
KIT OPENCOMMS NETWORK CARD	NICS	ALL	1	1	1	1	1	1	1		
OVERLOAD RELAY W/B MNT 32	124547P1	ALL	2	2	2	2	2	2	2		B
OVERLOAD RESET BUTTON ASSY	155074P1	ALL	2	2	2	2	2	2	2		
OVERLOAD TRIBLOCK AMB-COMP	E05-5220	ALL	2	2	2	2	2	2	2		B
RELAY 1P2T 24V 50/60HZ	E03-0170	24V 50/60Hz	1	1	1	1	1	1	1		B
<b>A QUANTITY OF 4 IS NEEDED FOR LOW SUCTION PRESSURE ALARM (SM CONTROL).</b>											
RELAY 2P2T 24VAC COIL	E-0130	ALL	1	1	1	1	1	1	1		B
RELAY 3P2T 24VAC 125V MAXLOAD	E-2440	ALL	1	1	1	1	1	1	1		B
RELAY T/D 24V 1P1T 10SEC INT	E-2630	ALL	1	1	1	1	1	1	1		B
RELAY T/D 24V 2P2T ADJ 90SEC	E-3530	ALL	1	1	1	1	1	1	1		B
<b>A QUANTITY OF 2 IS NEEDED FOR AUTO SWITCHOVER (AM/AG CONTROLS) AND 60 HZ SM LIQUITECT SHUTDOWN ALARM.</b>											
RELAY T/D 24V 2P2T NO 480 SEC	E-4650	ALL	2	2	2	2	2	2	2		B
RELAY T/D 24V 3MIN ANTICYCLE	140248P1	ALL	2	2	2	2	2	2	2		B
SW PSHBTN MOM SPST NC	E-3780	ALL	1	1	1	1	1	1	1		
SW PSHBTN MOM SPST NO	E-2580	ALL	1	1	1	1	1	1	1		
TERMBLK SECTION 1POS	132487P1	ALL	2	2	2	2	2	2	2		
<b>A QUANTITY OF 6 IS NEEDED FOR AUTO SWITCHOVER (SM CONTROLS). A QUANTITY OF 8 IS NEEDED FOR AUTO SWITCHOVER (AM/AG CONTROLS). A QUANTITY OF 4 IS NEEDED FOR 60 HZ ANALOG INPUT (AM/AG ONLY)</b>											
TERMBLK SECTION END BARRIER	132487P2	ALL	1	1	1	1	1	1	1		
<b>A QUANTITY OF 2 IS NEEDED FOR 60 HZ SM LIQUITECT SHUTDOWN ALARM.</b>											
WH LV S3 ANALOG INP P10 AM/AG	140615G1	ALL	1	1	1	1	1	1	1		

## MISCELLANEOUS OPTIONS-HEATERS

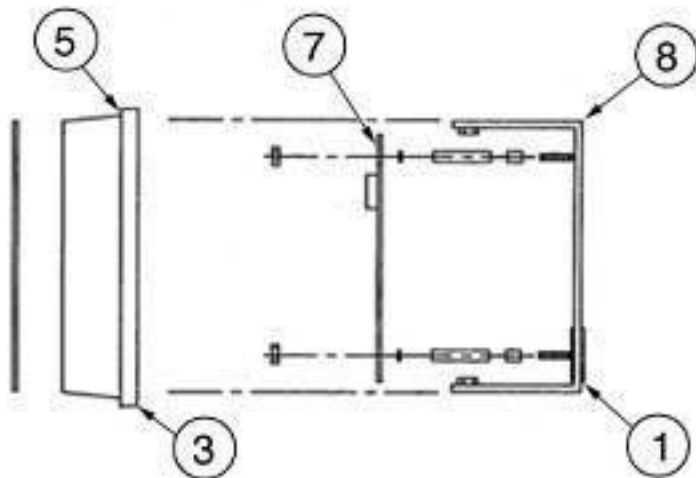
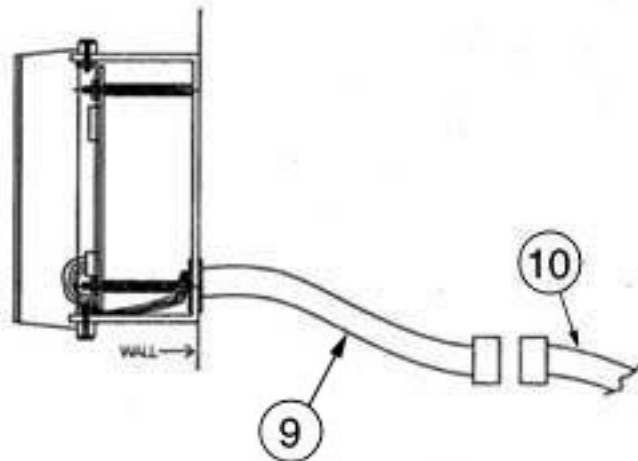
Part Description	Part #	Volts	Item Quantity per Tonnage							Figure #	RSP	
			6Ton	8Ton	10Ton	15Ton	20Ton	22Ton	30Ton			
HEATER CLASS 20 .254-.411A C-H	125768P1	ALL	3	3	3	3	3	3	3	3		
HEATER CLASS 20 .375-.607A C-H	125768P2	ALL	3	3	3	3	3	3	3	3		
HEATER CLASS 20 .560-.907A C-H	125768P3	ALL	3	3	3	3	3	3	3	3		
HEATER CLASS 20 .814-1.32A C-H	125768P4	ALL	3	3	3	3	3	3	3	3		
HEATER CLASS 20 1.20-1.96A C-H	125768P5	ALL	3	3	3	3	3	3	3	3		
HEATER CLASS 20 1.79-2.90A C-H	125768P6	ALL	3	3	3	3	3	3	3	3		
HEATER CLASS 20 2.15-3.49A C-H	125768P7	ALL	3	3	3	3	3	3	3	3		
HEATER CLASS 20 3.23-5.23A C-H	125768P8	ALL	3	3	3	3	3	3	3	3		
HEATER CLASS 20 4.55-7.40A C-H	125768P9	ALL	3	3	3	3	3	3	3	3		
HEATER CLASS 20 6.75-11.0A C-H	125768P10	ALL	3	3	3	3	3	3	3	3		
HEATER CLASS 20 9.14-14.0A C-H	125768P11	ALL	3	3	3	3	3	3	3	3		
HEATER CLASS 20 14.0-22.8A C-H	125768P12	ALL	3	3	3	3	3	3	3	3		
HEATER CLASS 20 18.7-30.7A C-H	125768P13	ALL	3	3	3	3	3	3	3	3		
HEATER CLASS 20 23.5-38.5A C-H	125768P14	ALL	3	3	3	3	3	3	3	3		
HEATER E23	E-3330	ALL	3	3	3	3	3	3	3	3		
HEATER E24	E-2600	ALL	3	3	3	3	3	3	3	3		
HEATER E26	E-0830	ALL	3	3	3	3	3	3	3	3		
HEATER E27	E-0840	ALL	3	3	3	3	3	3	3	3		
HEATER E28	E-0850	ALL	3	3	3	3	3	3	3	3		
HEATER E29	E-1840	ALL	3	3	3	3	3	3	3	3		
HEATER E31	E-2650	ALL	3	3	3	3	3	3	3	3		
HEATER E32	E-0860	ALL	3	3	3	3	3	3	3	3		
HEATER E33	E-1850	ALL	3	3	3	3	3	3	3	3		
HEATER E34	E-2610	ALL	3	3	3	3	3	3	3	3		
HEATER E36	E-1860	ALL	3	3	3	3	3	3	3	3		
HEATER E37	E-0870	ALL	3	3	3	3	3	3	3	3		
HEATER E38	E-0880	ALL	3	3	3	3	3	3	3	3		
HEATER E39	E-0890	ALL	3	3	3	3	3	3	3	3		
HEATER E41	E-2660	ALL	3	3	3	3	3	3	3	3		
HEATER E42	E-0900	ALL	3	3	3	3	3	3	3	3		
HEATER E44	E-0910	ALL	3	3	3	3	3	3	3	3		
HEATER E46	E-0920	ALL	3	3	3	3	3	3	3	3		
HEATER E47	E-0930	ALL	3	3	3	3	3	3	3	3		
HEATER E48	E-0940	ALL	3	3	3	3	3	3	3	3		
HEATER E49	E-1810	ALL	3	3	3	3	3	3	3	3		
HEATER E50	E-095A	ALL	3	3	3	3	3	3	3	3		

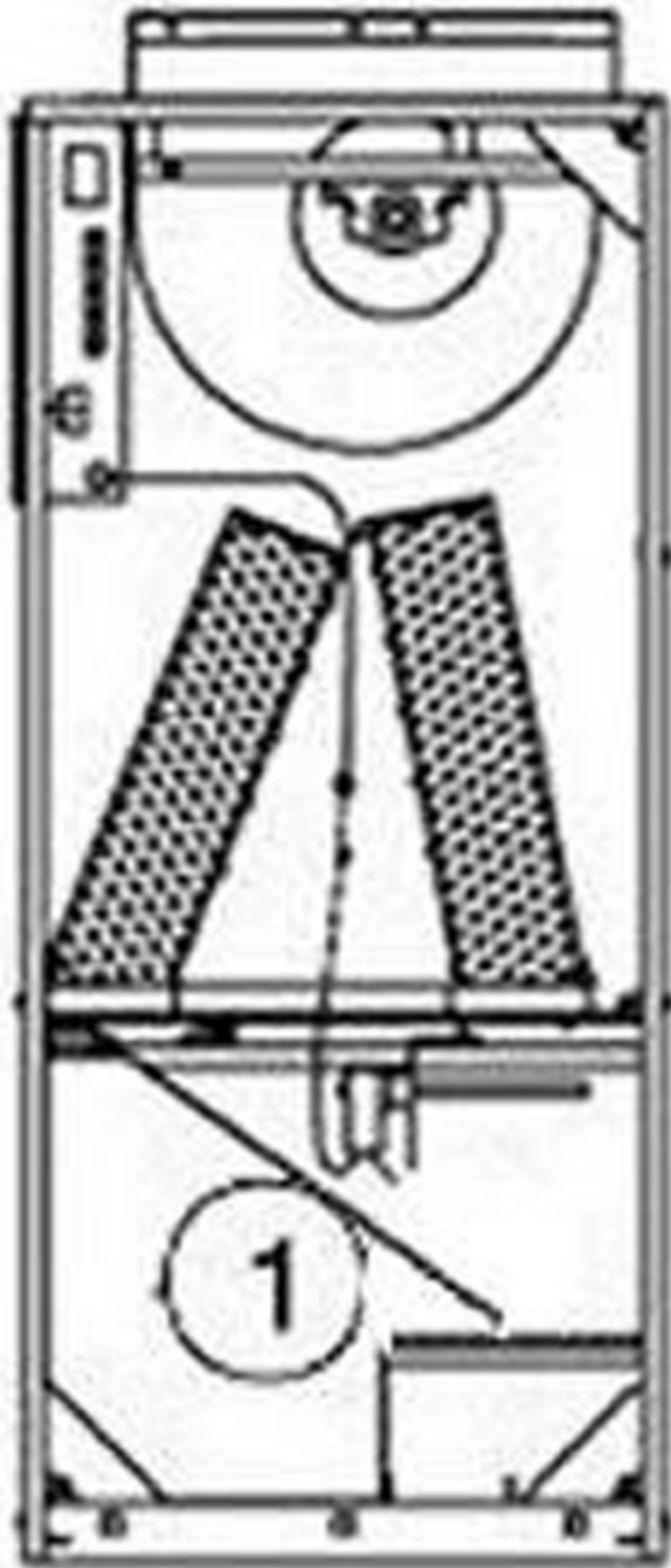
## DH Deluxe

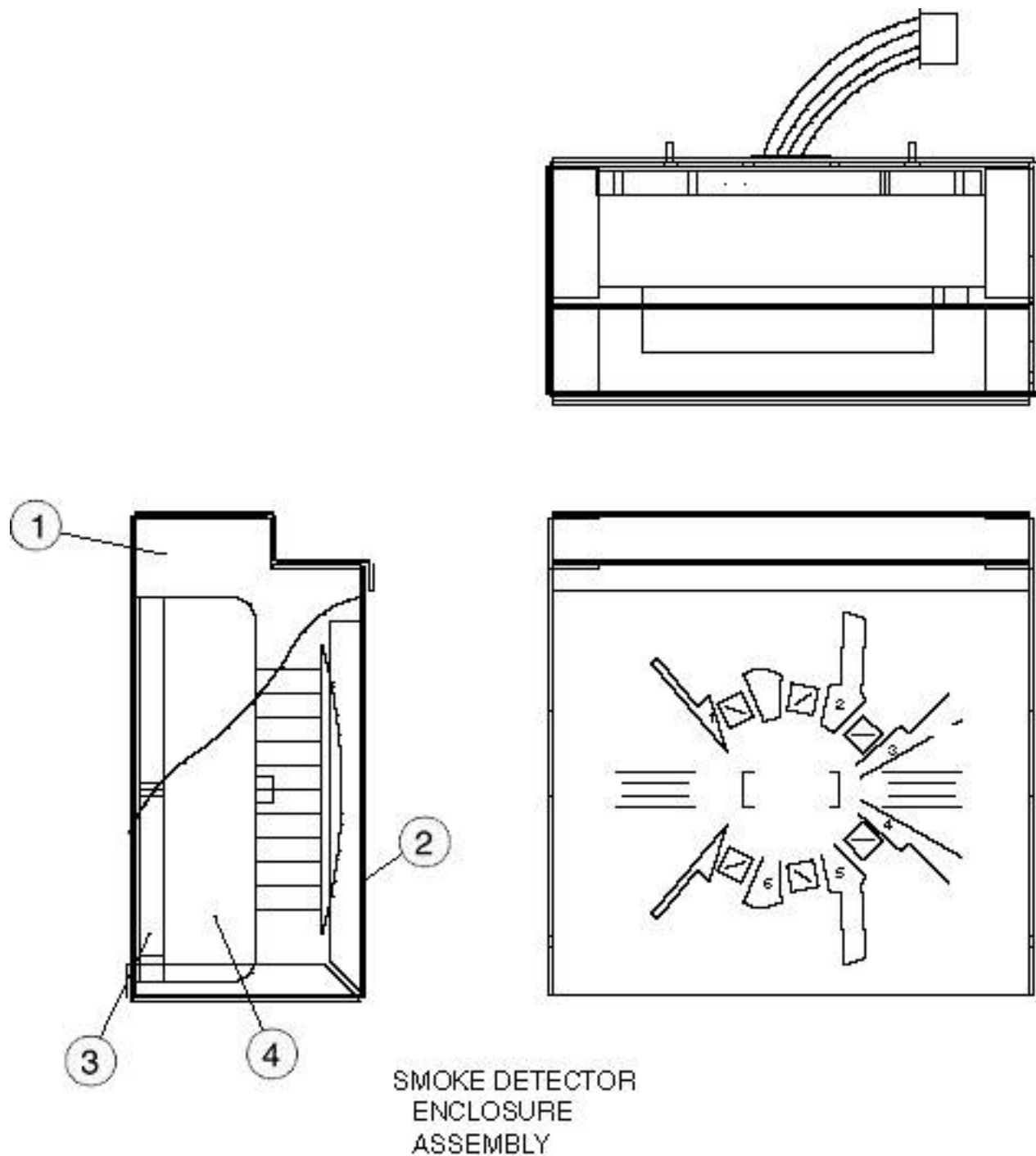
HEATER E51	E-0950	ALL	3	3	3	3	3	3	3		
HEATER E52	E-0960	ALL	3	3	3	3	3	3	3		
HEATER E53	E-0970	ALL	3	3	3	3	3	3	3		
HEATER E54	E-0980	ALL	3	3	3	3	3	3	3		
HEATER E55	E-0990	ALL	3	3	3	3	3	3	3		
HEATER E56	E-1000	ALL	3	3	3	3	3	3	3		
HEATER E57	E-1010	ALL	3	3	3	3	3	3	3		
HEATER E60	E-2670	ALL	3	3	3	3	3	3	3		
HEATER E61	E-2680	ALL	3	3	3	3	3	3	3		
HEATER E62	E-2690	ALL	3	3	3	3	3	3	3		
HEATER E65	E-1830	ALL	3	3	3	3	3	3	3		
HEATER E67	E-2700	ALL	3	3	3	3	3	3	3		
HEATER E69	E-183A	ALL	3	3	3	3	3	3	3		
HEATER E71	E-3810	ALL	3	3	3	3	3	3	3		
HEATER E72	1A11900P1	ALL	3	3	3	3	3	3	3		
HEATER E73	1A29193P1	ALL	3	3	3	3	3	3	3		
HEATER E73A	E-3840	ALL	3	3	3	3	3	3	3		
HEATER E74	E-3820	ALL	3	3	3	3	3	3	3		
HEATER E76	E-3830	ALL	3	3	3	3	3	3	3		
HEATER E77	E-6070	ALL	3	3	3	3	3	3	3		
HEATER E78	1A29194P1	ALL	3	3	3	3	3	3	3		
HEATER E79	1A18777P1	ALL	3	3	3	3	3	3	3		
HEATER E80	1A29194P2	ALL	3	3	3	3	3	3	3		
HEATER E98	1A29194P3	ALL	3	3	3	3	3	3	3		
HEATER E103	1A29193P2	ALL	3	3	3	3	3	3	3		

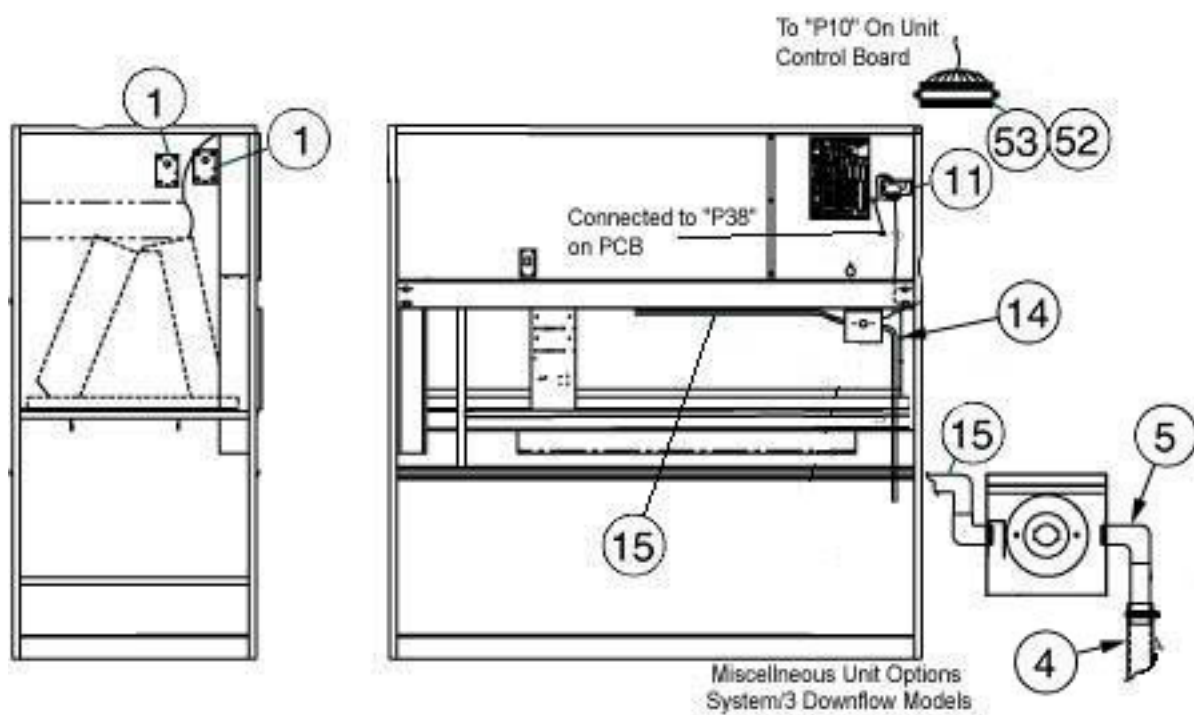


**FRONT VIEW**  
TWO PLASTIC BOX COVERS











## 2.00 Motor Assembly Section

### FAN MOTOR ASSEMBLY

Part Description	Part #	Volts	Item Quantity per Tonnage						Figure #	RSP	
			6Ton	8Ton	10Ton	15Ton	20Ton	22Ton			30Ton
MOTOR 1.0HP 200/208-3-60 E+	B-1720	200/208-3-60Hz	1							10-2	C
MOTOR 1.0HP 200/380/400-3-50	B-0900	200/380/400-3-50	1							10-2	C
MOTOR 1.0HP 208-3-60 PE	160626P1	208-3-60Hz	1							10-2	C
MOTOR 1.0HP 208/230/460-3-60	B-016B	208/230/460-3-60	1							10-2	C
MOTOR 1.0HP 230/460-3-60	B-1730	230/460-3-60Hz	1							10-2	C
MOTOR 1.0HP 230/460-3-60 PE	160627P1	230/460-3-60Hz	1							10-2	C
MOTOR 1.0HP 380-3-60	B-2200	380-3-60Hz	1							10-2	C
MOTOR 1.0HP 575-3-60	B-017A	575-3-60Hz	1							10-2	C
MOTOR 1.0HP 575-3-60 PE	160628P1	575-3-60Hz	1							10-2	C
MOTOR 1.5HP 190/380-3-60	B-2210	190/380-3-60Hz	1	1						10-2	C
MOTOR 1.5HP 200/208 E+ OPD	B-1740	200/208-3-60Hz	1	1						10-2	C
MOTOR 1.5HP 200/380/400-3-50	B-0910	200/380/400-3-50	1	1						10-2	C
MOTOR 1.5HP 208-3-60 PE	160629P1	208-3-60Hz	1	1						10-2	C
MOTOR 1.5HP 208/230/460-3-60	B-019A	208/230/460-3-60	1	1						10-2	C
MOTOR 1.5HP 230/460 E+ OPD	B-1750	230/460-3-60Hz	1	1						10-2	C
MOTOR 1.5HP 230/460-3-60 PE	160630P1	230/460-3-60Hz	1	1						10-2	C
MOTOR 1.5HP 575-3-60	B-020A	575-3-60Hz	1	1						10-2	C
MOTOR 1.5HP 575-3-60 PE	160631P1	575-3-60Hz	1	1						10-2	C
MOTOR 10.0HP 200/380/400-3-50	B02-0110	200/380/400-3-50					1	1	1	10-2	C
MOTOR 10.0HP 208-3-60 PE	1A22735P2	208-3-60Hz					1	1	1	10-2	C
MOTOR 10.0HP 208/230/460-3-60	140997P1	208/230/460V					1	1	1	10-2	C
MOTOR 10.0HP 208/230/460-3-60	B05-006B	208/230/460-3-60					1	1	1	10-2	C
MOTOR 10.0HP 220/380-3-50	B02-0120	220/380-3-50Hz					1	1	1	10-2	C
MOTOR 10.0HP 575-3-60	140998P1	575-3-60Hz					1	1	1	10-2	C
MOTOR 10.0HP 575-3-60	B02-010A	575-3-60Hz					1	1	1	10-2	C
MOTOR 10.0HP 575-3-60 PE	160285P1	575-3-60Hz					1	1	1	10-2	C
MOTOR 2.0HP 200/208-3-60 E+	B-1760	200/208-3-60Hz		1	1					10-2	C
MOTOR 2.0HP 200/380/400-3-50	B-0920	200/380/400-3-50		1	1					10-2	C
MOTOR 2.0HP 208-3-60 PE	160632P1	208-3-60Hz		1	1					10-2	C
MOTOR 2.0HP 208/230/460-3-60	B-022A	208/230/460-3-60		1	1					10-2	C
MOTOR 2.0HP 230/460-3-60	B-1770	230/460-3-60Hz		1	1					10-2	C
MOTOR 2.0HP 230/460-3-60 PE	160633P1	230/460-3-60Hz		1	1					10-2	C
MOTOR 2.0HP 380-3-60	B-2160	380-3-60Hz		1	1					10-2	C
MOTOR 2.0HP 575-3-60	B-023A	575-3-60Hz		1	1					10-2	C

## DH Deluxe

MOTOR 2.0HP 575-3-60 PE	160634P1	575-3-60Hz		1	1					10-2	C
MOTOR 3.0HP 190/380-3-60	B-2220	190/380-3-60Hz			1	1				10-2	C
MOTOR 3.0HP 200/208-3-60 E+	B-1780	200/208-3-60Hz			1	1				10-2	C
MOTOR 3.0HP 200/380/400-3-50	B-0930	200/380/400-3-50			1	1				10-2	C
MOTOR 3.0HP 208-3-60 PE	1A30349P2	28-3-60Hz			1	1				10-2	C
MOTOR 3.0HP 208/230/460-3-60	B-025A	208/230/460-3-60			1	1				10-2	C
MOTOR 3.0HP 230/460-3-60 E+	B-1790	230/460-3-60Hz			1	1				10-2	C
MOTOR 3.0HP 230/460-3-60 PE	1A30349P1	230/460-3-60Hz			1	1				10-2	C
MOTOR 3.0HP 575-3-60	B-026A	575-3-60Hz			1	1				10-2	C
MOTOR 3.0HP 575-3-60 PE	160635P1	575-3-60Hz			1	1				10-2	C
MOTOR 5.0HP 200/380/400-3-50	B-0940	200/380/400-3-50				1	1			10-2	C
MOTOR 5.0HP 208-3-60 PE	1C30169P2	208-3-60Hz				1	1			10-2	C
MOTOR 5.0HP 208/230/460-3-60	B-028A	208/230/460-3-60				1	1			10-2	C
MOTOR 5.0HP 230/460-3-60 E+	B-1810	230/460-3-60Hz				1	1			10-2	C
MOTOR 5.0HP 230/460-3-60 PE	1C30169P1	230/460-3-60Hz				1	1			10-2	C
MOTOR 5.0HP 380-3-60 ODP	B-2090	380-3-60Hz				1	1			10-2	C
MOTOR 5.0HP 575-3-60	B-029A	575-3-60Hz				1	1			10-2	C
MOTOR 5.0HP 575-3-60 PE	160636P1	575-3-60Hz				1	1			10-2	C
MOTOR 7.5HP 200/380/400-3-50	B-1330	200/380/400-3-50					1	1		10-2	C
MOTOR 7.5HP 208-3-60 PE	1A22733P2	208-3-60Hz					1	1		10-2	C
MOTOR 7.5HP 208/230/460-3-60	B-035A	208/230/460-3-60					1	1		10-2	C
MOTOR 7.5HP 230/460-3-60 PE	1A22733P1	230/460-3-60Hz					1	1		10-2	C
MOTOR 7.5HP 380-3-60	B-2170	380-3-60Hz					1	1		10-2	C
MOTOR 7.5HP 575-3-60	B-034A	575-3-60Hz					1	1		10-2	C
MOTOR 7.5HP 575-3-60 PE	160995P1	575-3-60Hz					1	1		10-2	C
MOTOR 10.0HP 230/460-3-60 PE	1A22735P1	230/460-3-60Hz					1	1	1	10-2	C
MOTOR 10.0HP 380/416-3-60	B02-0170	380/416-3-60Hz					1	1	1	10-2	C
MOTOR 7.5HP 208-230/460-3-60 E	B-1830	208-230/460-3-60					1	1		10-2	C
MOTOR BASE ADJUSTABLE 143-T	B-0420	ALL	1							10-4	

**B-0420 IS USED ON 1 HP FAN MOTORS.**

MOTOR BASE ADJUSTABLE 145-T	B-0320	ALL	1	1	1					10-4	
-----------------------------	--------	-----	---	---	---	--	--	--	--	------	--

**B-0320 IS USED ON 1.5 HP FAN MOTORS.**

MOTOR BASE ADJUSTABLE 182-T	B-0330	ALL			1	1				10-4	
-----------------------------	--------	-----	--	--	---	---	--	--	--	------	--

**B-0330 IS USED ON 3 HP FAN MOTORS.**

MOTOR BASE ADJUSTABLE 184-T	B-0430	ALL				1	1			10-4	
-----------------------------	--------	-----	--	--	--	---	---	--	--	------	--

**B-0430 IS USED ON 5 HP FAN MOTORS.**

MOTOR BASE ADJUSTABLE 213-T	B-0440	ALL					1	1		10-4	
-----------------------------	--------	-----	--	--	--	--	---	---	--	------	--

**B-0440 IS USED ON 7.5 HP FAN MOTORS.**

MOTOR BASE ADJUSTABLE 215-T	B05-014E	ALL					1	1	1	10-4	
-----------------------------	----------	-----	--	--	--	--	---	---	---	------	--

**B05-014E IS USED ON 10 HP FAN MOTORS.**

SHEAVE 2VP42X1-1/8	B-2250	3 Hp			1	1				10-1	B
--------------------	--------	------	--	--	---	---	--	--	--	------	---

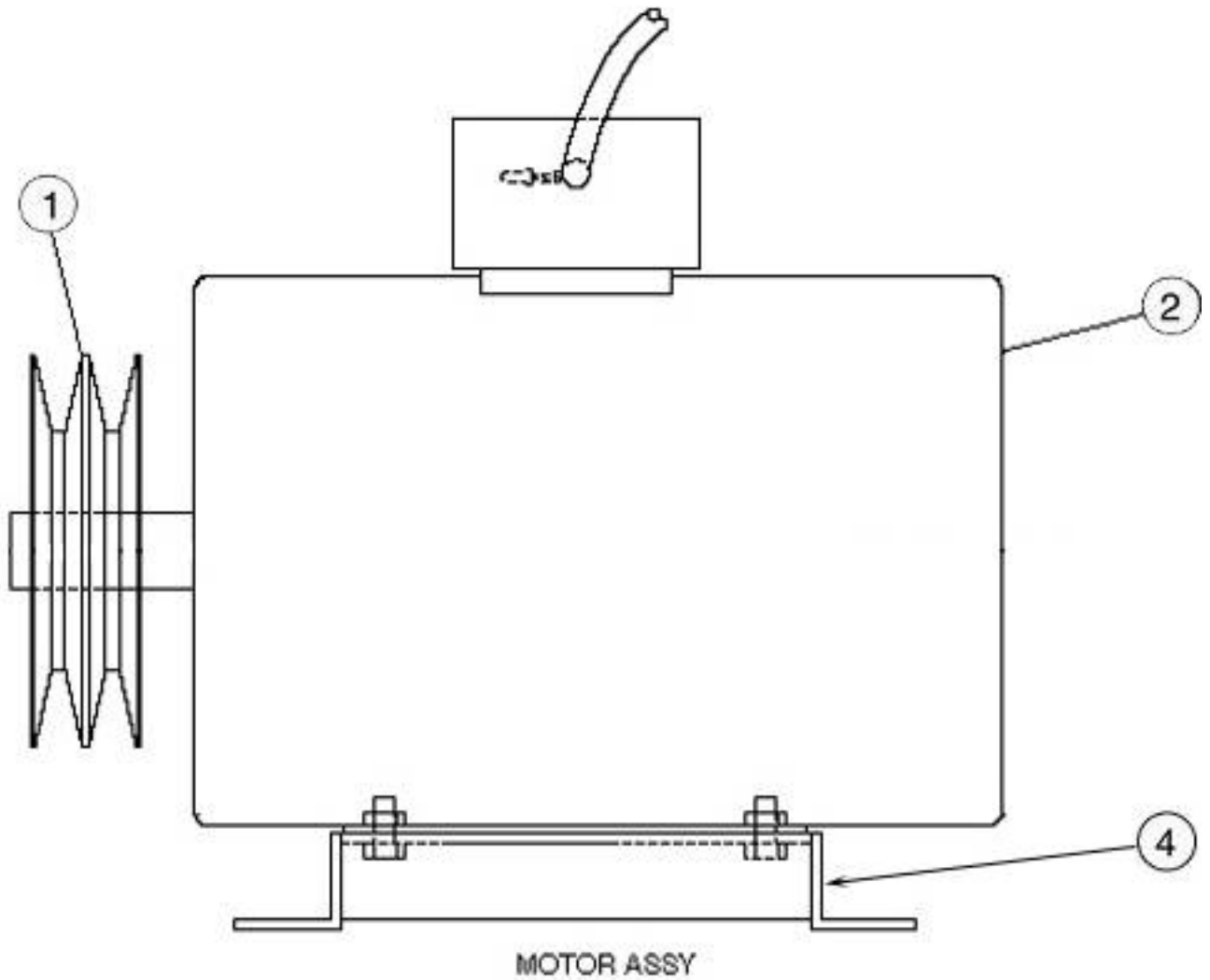
**B-2250 IS USED ON 15 TON, 50HZ UNITS WITH A 3 HP FAN MOTOR.**

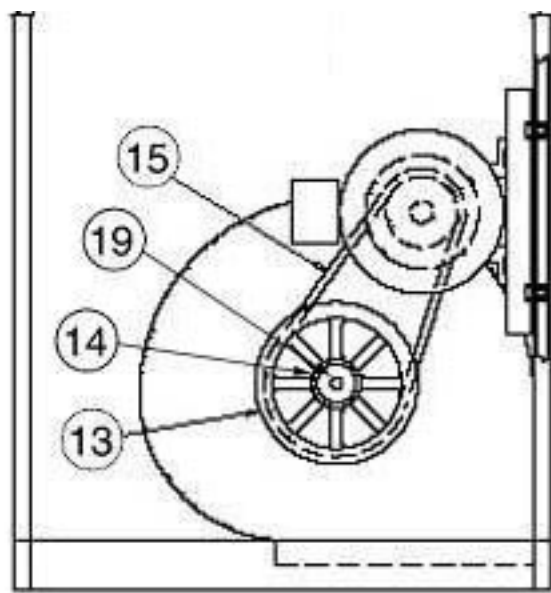
# DH Deluxe

SHEAVE 2VP42X7/8	B-005B	ALL	1	1	1					10-1	B
B-005B IS USED ON 50HZ AND 60HZ UNITS WITH 1 AND 1.5 HP MOTORS AND 60HZ UNITS WITH 2 HP MOTORS.											
SHEAVE 2VP60X1-1/8	B-069B	ALL			1	1	1			10-1	B
B-069B IS USED ON 50HZ AND 60HZ UNITS WITH 3 AND 5 HP MOTORS.											
SHEAVE 2VP60X13/8	B-069A	ALL					1	1	1	10-1	B
B-069A IS USED ON 50HZ AND 60HZ UNITS WITH 7.5 AND 10 HP MOTORS.											
SHEAVE 2VP60X7/8	B-0690	ALL		1	1					10-1	B
B-0690 IS USED ON 50HZ AND 60HZ UNITS WITH 2 HP MOTORS.											

## DRIVE PACKAGE

Part Description	Part #	Volts	Item Quantity per Tonnage							Figure #	RSP
			6Ton	8Ton	10Ton	15Ton	20Ton	22Ton	30Ton		
BELT B-36	B-1690	ALL				2				11-15	A
B-1690 IS USED ON 50HZ, 15 TON UNITS WITH 3 HP MOTORS.											
BELT B-38	B-0600	ALL				2	2	2		11-15	A
B-0600 IS USED ON 50HZ, 20 AND 22 TON UNITS WITH 7.5 AND 10 HP MOTORS. ALSO USED ON 60HZ, 15 TON UNITS WITH 3 HP MOTORS.											
BELT B-40	B-060A	ALL	2	2	2					11-15	A
B-060A IS USED ON 50HZ AND 60HZ, 6 TON UNITS WITH 1 AND 1.5 HP FAN MOTORS. ALSO USED ON 50HZ AND 60HZ, 8 TON UNITS WITH 1.5 HP MOTORS. ALSO USED ON 60HZ, 8 AND 10 TON UNITS WITH 2 HP FAN MOTORS. ALSO USED ON 60HZ, 10 TON UNITS WITH 3 HP FAN MOTORS.											
BELT B-42	B-0550	ALL				2	2	2	2	11-15	A
B-0550 is used on 50Hz, 15 & 20Ton units with 5HP Fan Motors. Used on 50Hz, 30Ton units with 10HP Fan Motors. Used on 60Hz, 20Ton units with 5, 7.5, or 10HP Fan Motors. Also used on 60Hz, 22Ton units with 7.5 or 10HP Fan Motors. Also used on 60Hz, 30 Ton units with 10HP Fan Motors.											
BELT B-44	B-1680	ALL		2		2				11-15	A
B-1680 IS USED ON 50HZ, 8 TON UNITS WITH 2 HP FAN MOTORS. ALSO USED ON 60HZ, 15 TON UNITS WITH 5 HP FAN MOTORS.											
BELT B-46	B-0570	ALL			2					11-15	A
B-0570 IS USED ON 50HZ, 10 TON UNITS WITH 2 HP FAN MOTORS.											
BUSHING PULLEY H 1" DIA	B-0080	1//3 Hp	1	1	1					11-14	B
BUSHING PULLEY H 1-3/16" DIA	B-1160	1//7.5 Hp	1	1	1	1	1			11-14	B
B-1160 IS USED ON 6/8/10 TON UNITS WITH 200K BEARINGS AND 15/20/22 TON UNITS WITH STANDARD BEARINGS.											
BUSHING PULLEY H 7/16" DIA	1A23547P1	5//7.5Hp					1	1	1	11-14	C
1A23547P1 IS USED ON 15/20/22 TON UNITS WITH 200K BEARINGS AND 20/22 TON UNITS WITH 10 HP MOTORS, AND 30 TON UNITS WITH STANDARD AND 200K BEARINGS.											
KEY STOCK 1/4"X1-5/16"	B-0650	ALL	1	1	1					11-19	
PULLEY 2BK100H	B-0530	ALL					1	1		11-13	B
B-0530 IS USED ON 60HZ, 20 TON UNITS WITH 5 HP FAN MOTORS. ALSO USED ON 60HZ, 20 & 22 TON UNITS WITH 7.5HP FAN MOTORS.											
PULLEY 2BK110H	B-0700	ALL				1				11-13	B
B-0700 IS USED ON 60HZ, 15 TON UNITS WITH 5 HP FAN MOTORS.											
PULLEY 2BK70H	B-054A	ALL	1	1					1	11-13	B
B-054A IS USED ON 50HZ, 6 & 8 TON UNITS WITH 1.5 HP FAN MOTORS.											
PULLEY 2BK80H	B-0540	ALL	1	1	1	1	1	1		11-13	B
B-0540 is used on 50Hz, 6 Ton units with 1 HP Fan Motors. Also used on 50Hz, 8 Ton units with 1.5 HP Fan Motors. Also used on 50Hz, 10 & 15 Ton units with 3 HP Fan Motors. Also used on 50Hz, 20 & 22 Ton units with 7.5 HP Fan Motors. Also used on 60Hz, 6 Ton units with 1 & 1.5 HP Fan Motors. Also used on 60Hz, 8 Ton units with 1.5 & 2 HP Fan Motors. Also used on 60Hz, 10 Ton units with 2 & 3 HP Fan Motors.											
PULLEY 2BK90H	B02-0050	ALL			1	1	1	1	1	11-13	B
B02-0050 IS USED ON 20 TON UNITS WITH A 10HP FAN MOTOR.											





DOWNFLOW  
FAN MOTOR GROUP

## 2.10 Blower Assembly Section

### BLOWER ASSEMBLY-6/8/10 TON STANDARD BEARINGS

Part Description	Part #	Volts	Item Quantity per Tonnage							Figure #	RSP
			6Ton	8Ton	10Ton	15Ton	20Ton	22Ton	30Ton		
			BEARING	B-0040	1/3 Hp	3	3	3			
BLOWER W/H A12-09AX1.00	B-0010	1/3 Hp	2	2	2					13-2	
SHAFT 38.69 X 1.00	B-0020	1/3 Hp	1	1	1					13-3	
WELDMENT FAN DECK 2-12X9 FANS	F-008A	1/3 Hp	1	1	1					13-5	

### BLOWER ASSEMBLY-6/8/10 TON 200K BEARINGS

Part Description	Part #	Volts	Item Quantity per Tonnage							Figure #	RSP
			6Ton	8Ton	10Ton	15Ton	20Ton	22Ton	30Ton		
			BEARING PILLOW BLK CI 1-3/16	B-064A	1/3 Hp	2	2	2			
BLOWER W/H A12-09AX1.19	1A30285P1	1/3 Hp	2	2	2					12-3	
SHAFT 40.69 X 1-3/16	1C30283P1	1/3 Hp	1	1	1					12-2	
WELDMENT FAN DECK 2-12X9 FANS	1D32256G1	1/3 Hp	1	1	1					12-5	

### BLOWER ASSEMBLY-STANDARD BEARINGS W/ 5 & 7.5 HP

Part Description	Part #	Volts	Item Quantity per Tonnage							Figure #	RSP
			6Ton	8Ton	10Ton	15Ton	20Ton	22Ton	30Ton		
			BEARING PILLOW BLK CI 1-3/16	B-064A	5/7.5 Hp				2		
BLOWER W/H A15-15AX2.25	B-1170	5/7.5 Hp				2	2	2		12-3	
SHAFT TUBULAR FAN	B-1140	5/7.5 Hp				1	1	1		12-2	
SPACER FAN WELDMENT	F02-8990	ALL				2	2	2		12-5	
<i>USED WITH F02-9600 FAN WELDMENT.</i>											
SPACER FAN WELDMENT	F02-9000	ALL				1	1	1		12-5	
<i>USED WITH F-009D FAN WELDMENT.</i>											
WELDMENT FAN DECK 2-15X15 FANS	F-009D	5/7.5 Hp				1	1	1		12-5	

### BLOWER ASSEMBLY-STANDARD BEARINGS W/ 10 HP

Part Description	Part #	Volts	Item Quantity per Tonnage							Figure #	RSP
			6Ton	8Ton	10Ton	15Ton	20Ton	22Ton	30Ton		
			BEARING PILLOW BLOCK	B05-0200	10 Hp						
BLOWER W/H A15-15AX3.00	B02-0210	10 Hp					2	2		12-3	
SHAFT TUBULAR FAN	B02-0200	10 Hp					1	1		12-2	
SPACER FAN WELDMENT	F02-8990	ALL					2	2	2	12-5	
<i>USED WITH F02-9600 FAN WELDMENT.</i>											
SPACER FAN WELDMENT	F02-9000	ALL					1	1	1	12-5	
<i>USED WITH F-009D FAN WELDMENT.</i>											
WELDMENT FAN DECK W/ 10HP D	F02-9600	10 Hp						1	1	12-5	

**BLOWER ASSEMBLY-200K BEARINGS W/ 5 & 7.5 HP**

Part Description	Part #	Volts	Item Quantity per Tonnage							Figure #	RSP
			6Ton	8Ton	10Ton	15Ton	20Ton	22Ton	30Ton		
BEARING PILLOW BLOCK	B05-0200	5/7.5 Hp				2	2	2		12-4	C
BLOWER W/H A15-15AX3.00	B02-0210	5/7.5 Hp				2	2	2		12-3	
SHAFT TUBULAR FAN	B02-0200	5/7.5 Hp				1	1	1		12-2	
SPACER FAN WELDMENT	F02-8990	ALL				2	2	2		12-5	
<b>USED WITH F02-9600 FAN WELDMENT.</b>											
SPACER FAN WELDMENT	F02-9000	ALL				1	1	1		12-5	
<b>USED WITH F-009D FAN WELDMENT.</b>											
WELDMENT FAN DECK W/ 10HP D	F02-9600	5/7.5 Hp				1	1	1		12-5	

**BLOWER ASSEMBLY-200K BEARINGS W/ 10 HP**

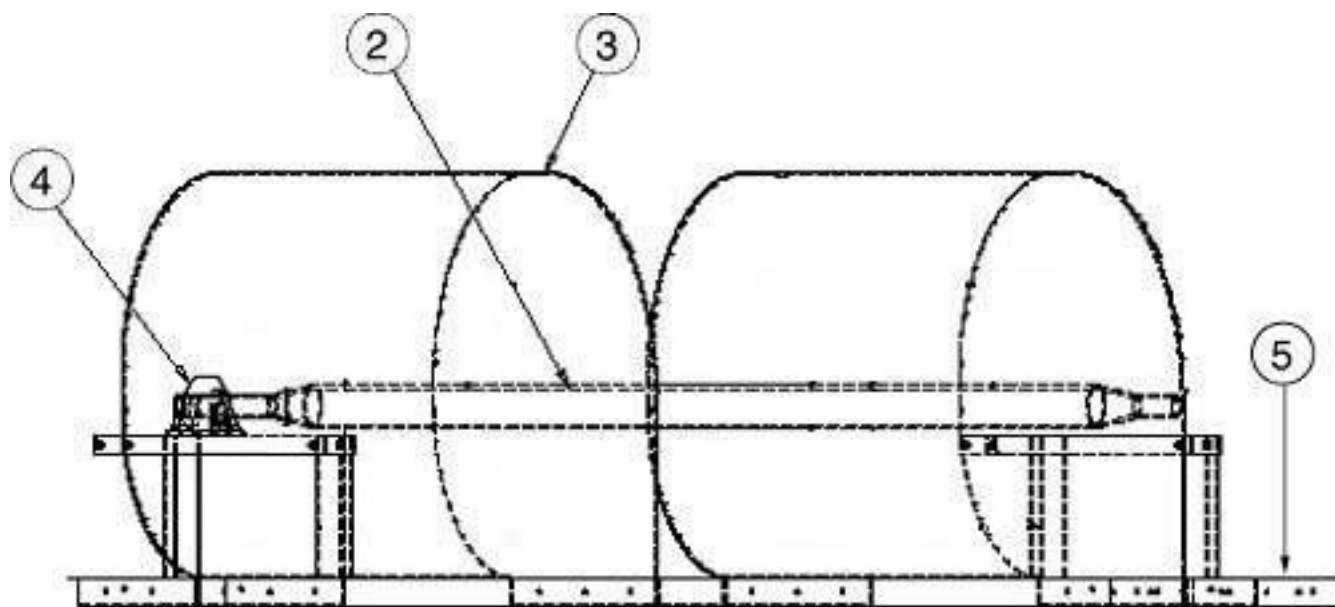
Part Description	Part #	Volts	Item Quantity per Tonnage							Figure #	RSP
			6Ton	8Ton	10Ton	15Ton	20Ton	22Ton	30Ton		
BEARING PILLOW BLOCK W/FTG	1A30499P1	10 Hp					2	2		12-4	
BLOWER W/H A15-15AX3.00	B02-0210	10 Hp					2	2		12-3	
SHAFT TUBULAR FAN	B02-0200	10 Hp					1	1		12-2	
SPACER FAN WELDMENT	F02-8990	ALL				2	2	2		12-5	
<b>USED WITH F02-9600 FAN WELDMENT.</b>											
SPACER FAN WELDMENT	F02-9000	ALL				1	1	1		12-5	
<b>USED WITH F-009D FAN WELDMENT.</b>											
WELDMENT FAN DECK W/ 10HP D	F02-9600	10 Hp					1	1		12-5	

**BLOWER ASSEMBLY 30 TON - STANDARD BEARINGS W/ 10 HP**

Part Description	Part #	Volts	Item Quantity per Tonnage							Figure #	RSP
			6Ton	8Ton	10Ton	15Ton	20Ton	22Ton	30Ton		
BEARING PILLOW BLOCK	B05-0200	10 Hp							2	14-5	C
BLOWER W/H A15-15AX3.00	B02-0210	10 Hp							3	14-4	
SHAFT BLOWER 30T AWG	125425P1	10 Hp							1	14-3	
WELDMENT FAN DECK 30T AWG	125426G1	10 Hp							1	14-1	

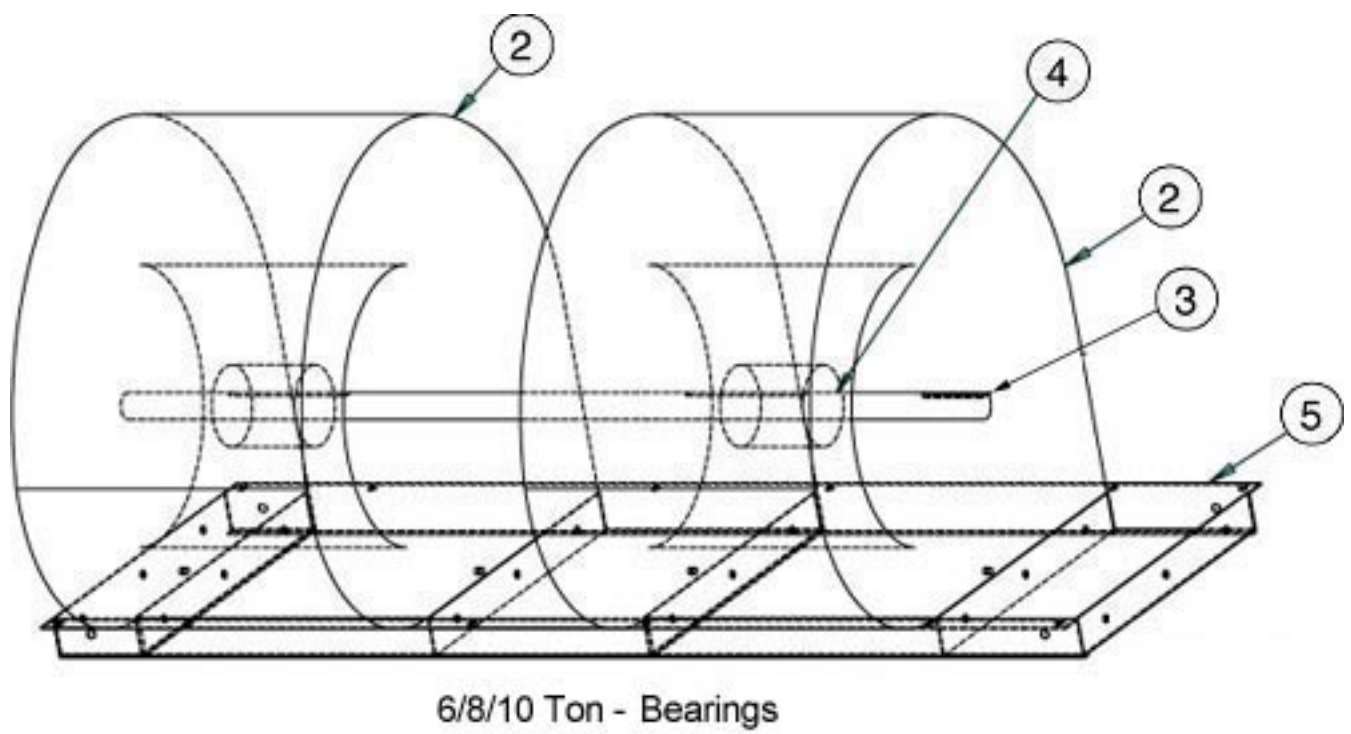
**BLOWER ASSEMBLY 30 TON - 200K BEARINGS W/ 10 HP**

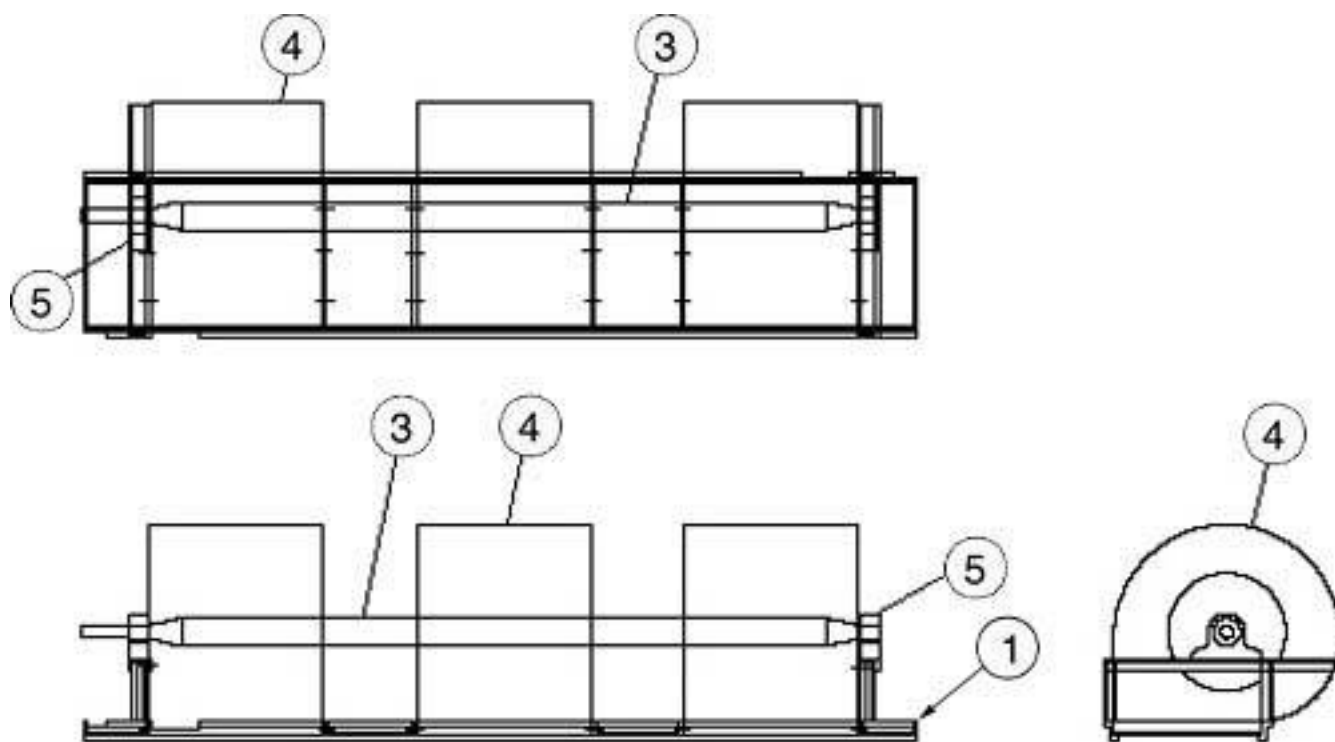
Part Description	Part #	Volts	Item Quantity per Tonnage							Figure #	RSP
			6Ton	8Ton	10Ton	15Ton	20Ton	22Ton	30Ton		
BEARING PILLOW BLOCK W/FTG	1A30499P1	10 Hp							2	14-5	
BLOWER W/H A15-15AX3.00	B02-0210	10 Hp							3	14-4	
SHAFT BLOWER 30T AWG	125425P1	10 Hp							1	14-3	
WELDMENT FAN DECK 30T AWG	125426G1	10 Hp							1	14-1	



STD & 200K Bearings







BLOWER ASSY  
DOWNFLOW  
30 TON DELUXE

### 3.10 Humidifier - Infrared Section

#### INFRARED HUMIDIFIER COMMON PARTS

Part Description	Part #	Volts	Item Quantity per Tonnage							Figure #	RSP	
			6Ton	8Ton	10Ton	15Ton	20Ton	22Ton	30Ton			
ADAPTER NYLON 3/4FPTX3/4HOSE	P02-0260	ALL	1	1	1	1	1	1	1	1	15-25	
ADAPTER SWIVL3/4FPTX3/4HOSEBRB	P-5400	ALL	1	1	1	1	1	1	1	1	15-21	
BRKT DRAIN FITTING MTG	F02-0660	ALL	1	1	1	1	1	1	1	1	15-25	
CLAMP HOSE WORM DRIVE .31X1.25	124216P2	ALL	1	1	1	1	1	1	1	1	15-40	
CLAMP WIRE	P15-0150	ALL	3	3	3	3	3	3	3	3	15-40	
HOSE 3/4"ID 150PSI EPDM 350	P15-0170	ALL	4ft.	4ft.	4ft.	4ft.	4ft.	4ft.	4ft.	4ft.	15-40	
HUMDFR TRAP RUBBER DRAIN DF IR	149376P1	ALL	1	1	1	1	1	1	1	1	15-23	
<b>149376P1 IS USED ON UNITS WITH CONDENSATE PUMPS.</b>												
HUMDFR TRAP RUBBER DRAIN DX D	1C19071P1	ALL	1	1	1	1	1	1	1	1	15-23	
SENSOR SAFETY THOPN-RISE 225F	H-0450	ALL	1	1	1	1	1	1	1	1	15-29	B

#### 2 BULB INFRA RED HUMIDIFIER

Part Description	Part #	Volts	Item Quantity per Tonnage							Figure #	RSP	
			6Ton	8Ton	10Ton	15Ton	20Ton	22Ton	30Ton			
BRKT HUM MTG LIQ LEV SW DX	1C18661P2	ALL	1	1	1	1						
BUSBAR HUMIDIFIER HI-VOLT	H-0370	ALL	4	4	4	4						
COVER END BLOCK	F-6090	ALL	2	2	2	2					16-17	
LAMP I/R LINEAR/QRTZ 3800W600V	H-0030	575V	2	2	2	2					16-21	A
PAN HUMIDIFIER (LONG)	160158G1	ALL	1	1	1	1					16-6	B
PLATE SYS3 HUMID	1C18337P1	ALL	1	1	1	1					16-38	
REFLECTOR 575 V DOUBLE	F-602C	ALL	1	1	1	1					16-7	
SAFETY SWT THERM. 120F TRIP	R13-0090	ALL	1	1	1	1					16-19	B
SOCKET BUSBAR PORCELAIN	H-014A	ALL	2	2	2	2						
STANDPIPE ASSY W/ NUT	1C18003G2	ALL	1	1	1	1					16-10	B
SW LEVEL LIQUID GEMS LS-7	1A18660P1	ALL	1	1	1	1						B
VALVE SOL/STRNR/FLO-REG .5 GPM	P-5590	ALL	1	1	1	1					18-2	B

**3 BULB INFRA RED HUMIDIFIER**

Part Description	Part #	Volts	Item Quantity per Tonnage							Figure #	RSP
			6Ton	8Ton	10Ton	15Ton	20Ton	22Ton	30Ton		
			BRKT HUM MTG LIQ LEV SW DX	1C18661P2	ALL	1	1	1	1		
BUSBAR HUMIDIFIER HI-VOLT	H-0360	ALL	3	3	3	3	3	3	3		
BUSBAR HUMIDIFIER HI-VOLT	H-0370	ALL	3	3	3	3	3	3	3		
COVER END BLOCK	F-6090	ALL	2	2	2	2	2	2	2	16-17	
LAMP I/R LINEAR/QRTZ 1600W240V	H-0020	380/400/415V	3							16-21	A
LAMP I/R LINEAR/QRTZ 3200W240V	151187P1	380//415V	3	3	3	3	3	3	3	16-21	A
LAMP I/R LINEAR/QRTZ 3200W277V	151187P2	460V					3	3	3	16-21	A
LAMP I/R LINEAR/QRTZ 3800W600V	H-0030	575V					3	3	3	16-21	A
PAN HUMIDIFIER (LONG)	160158G1	ALL	1	1	1	1	1	1	1	16-6	B
PLATE SYS3 HUMID	1C18337P1	ALL	1	1	1	1	1	1	1	16-38	
REFLECTOR 575 V DOUBLE	F-602C	380/400/415V	1	1	1	1	1	1	1	16-7	

F-602C IS USED ON 50HZ, 8/10/15/20/22/30 TON UNITS. ALSO USED ON 575 VOLT, 6/8/10/15/20/22/30 TON UNITS. ALSO USED ON 460 VOLT, 20/22/30 TON UNITS.

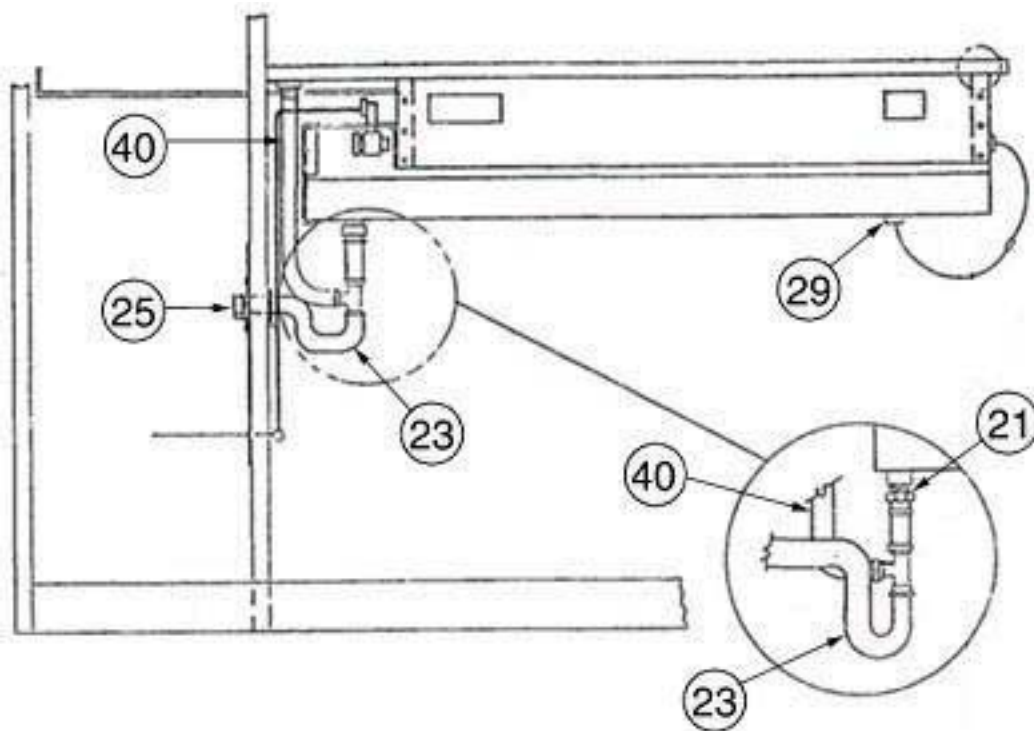
REFLECTOR SINGLE	F-600C	380/400/415V	1							16-7	
SAFETY SWT THERM. 120F TRIP	R13-0090	ALL	1	1	1	1	1	1	1	16-19	B
SOCKET BUSBAR PORCELAIN	H-014A	ALL	2	2	2	2	2	2	2		
STANDPIPE ASSY W/ NUT	1C18003G2	ALL	1	1	1	1	1	1	1	16-10	B
SW LEVEL LIQUID GEMS LS-7	1A18660P1	ALL	1	1	1	1	1	1	1		B
VALVE SOL/STRNR/FLO-REG .5 GPM	P-5590	ALL	1	1	1	1	1	1	1	18-2	B

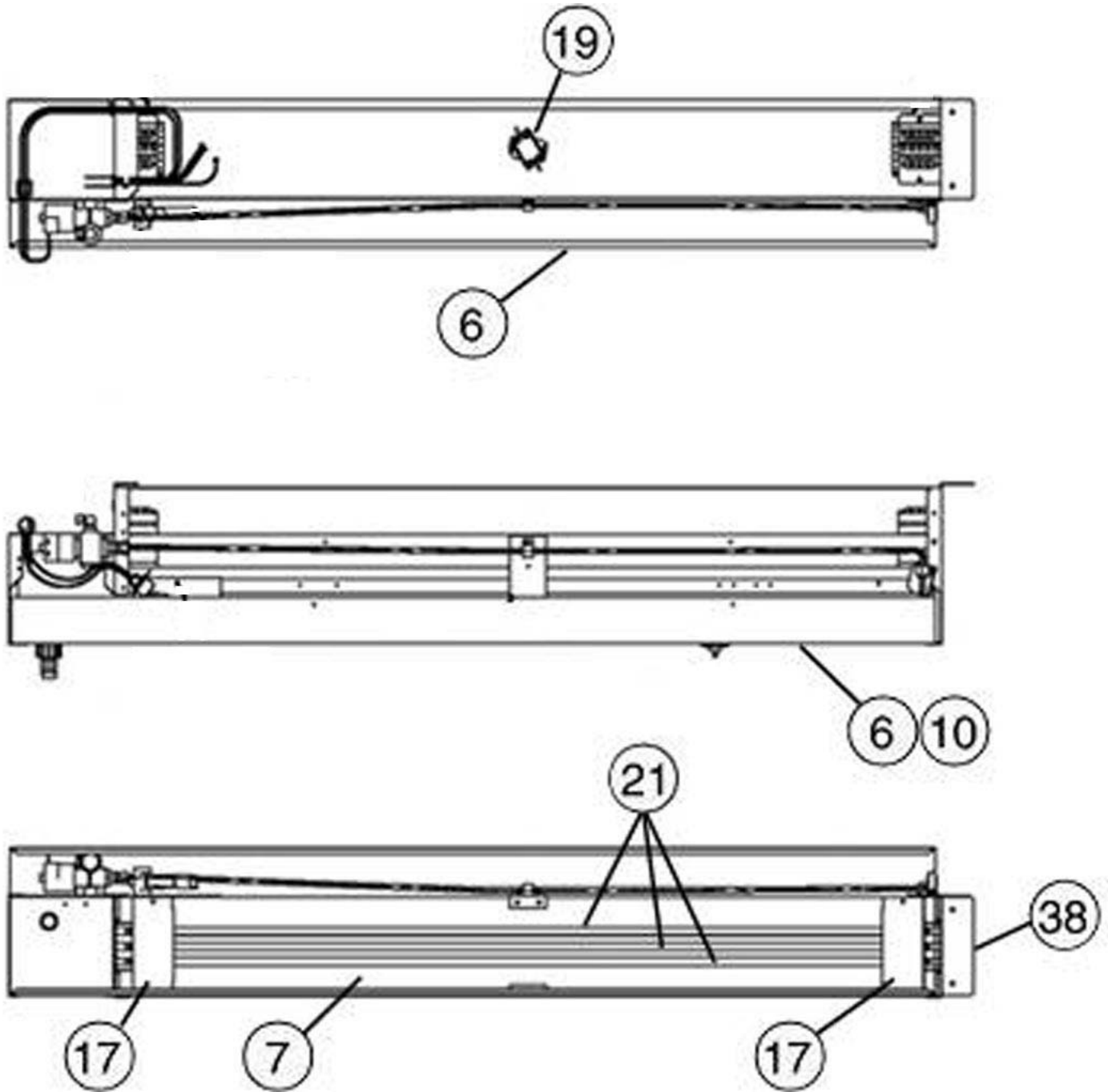
**4 BULB INFRA RED HUMIDIFIER**

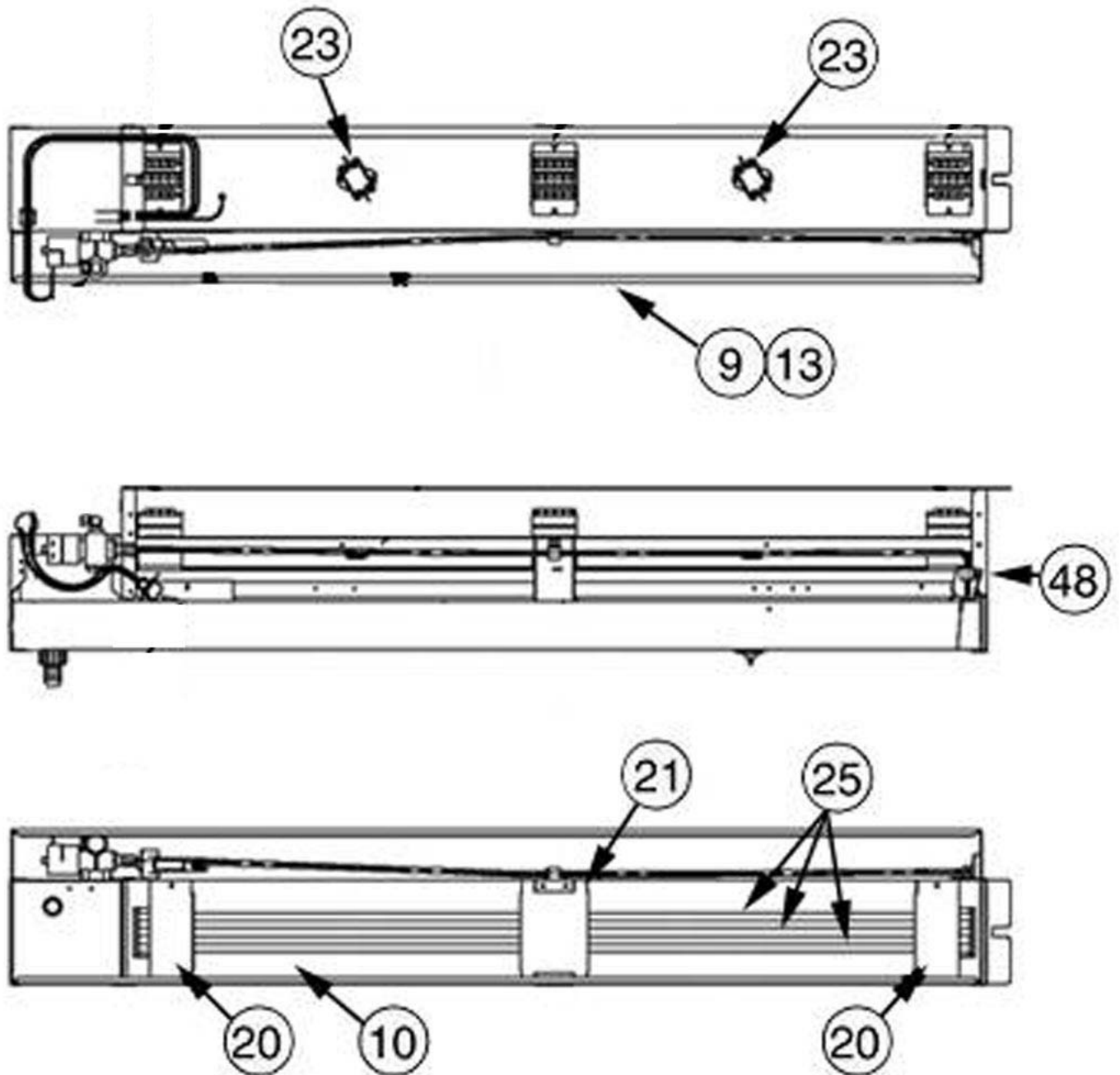
Part Description	Part #	Volts	Item Quantity per Tonnage							Figure #	RSP
			6Ton	8Ton	10Ton	15Ton	20Ton	22Ton	30Ton		
			BRKT HUM MTG LIQ LEV SW DX	1C18661P2	ALL	1	1	1	1		
BUSBAR HUMIDIFIER HI-VOLT	H-0360	ALL	4	4	4	4					
BUSBAR HUMIDIFIER HI-VOLT	H-0370	208/230V	2	2	2	2					
COVER BLOCK MIDDLE	F-601D	ALL	1	1	1	1				17-21	
COVER END BLOCK	F-6090	ALL	2	2	2	2				17-20	
LAMP I/R LINEAR/QRTZ 1600W208V	H-002A	208V	4	4	4	4				17-25	A
LAMP I/R LINEAR/QRTZ 1600W240V	H-0020	230/460V	4	4	4	4				17-25	A
PAN HUMIDIFIER (LONG)	160158G1	ALL	1	1	1	1				17-9	B
PLATE SYS3 HUMID	1C18337P1	ALL	1	1	1	1				17-48	
PWRBLK HUMFR 2PL 600V (UL)SPCL	H-0460	460V	2	2	2	2					
REFLECTOR DOUBLE	F-601C	ALL	1	1	1	1				17-10	
SAFETY SWT THERM. 120F TRIP	R13-0090	ALL	2	2	2	2				17-23	B
SOCKET BUSBAR PORCELAIN	H-014A	ALL	3	3	3	3					
STANDPIPE ASSY W/ NUT	1C18003G2	ALL	1	1	1	1				17-13	B
SW LEVEL LIQUID GEMS LS-7	1A18660P1	ALL	1	1	1	1					B
VALVE SOL/STRNR/FLO-REG .5 GPM	P-5590	ALL	1	1	1	1				18-2	B

**6 BULB INFRA RED HUMIDIFIER**

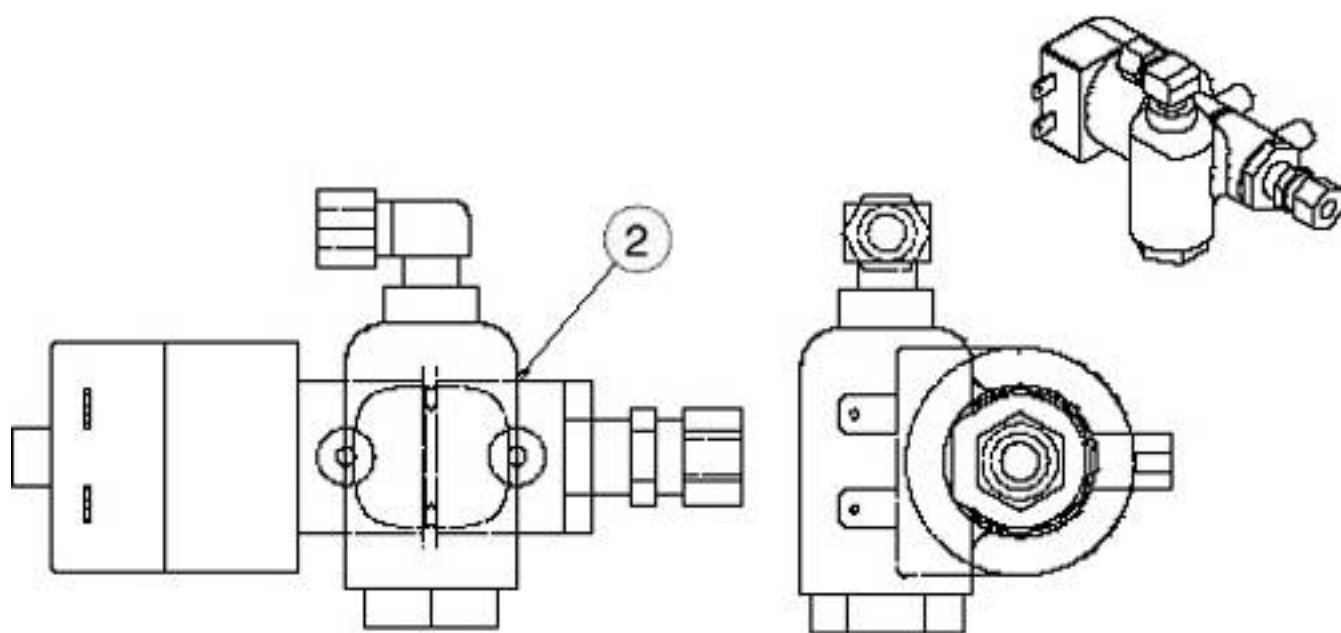
Part Description	Part #	Volts	Item Quantity per Tonnage							Figure #	RSP
			6Ton	8Ton	10Ton	15Ton	20Ton	22Ton	30Ton		
			BRKT HUM MTG LIQ LEV SW DX	1C18661P2	ALL						
BUSBAR HUMIDIFIER HI-VOLT	H-0370	208/230V					8	8	8		
COVER BLOCK MIDDLE	F-601D	ALL					1	1	1	17-21	
COVER END BLOCK	F-6090	ALL					2	2	2	17-20	
LAMP I/R LINEAR/QRTZ 1600W208V	H-002A	208V					6	6	6	17-25	A
LAMP I/R LINEAR/QRTZ 1600W240V	H-0020	230V					6	6	6	17-25	A
PAN HUMIDIFIER (LONG)	160158G1	ALL					1	1	1	17-9	B
PLATE SYS3 HUMID	1C18337P1	ALL					1	1	1	17-48	
PWRBLK HUMFR 2PL 600V (UL)SPCL	H-0460	208/230V					1	1	1		
REFLECTOR DOUBLE	F-601C	ALL					1	1	1	17-10	
SAFETY SWT THERM. 120F TRIP	R13-0090	ALL					2	2	2	17-23	B
SOCKET BUSBAR PORCELAIN	H-014A	ALL					3	3	3		
STANDPIPE ASSY W/ NUT	1C18003G2	ALL					1	1		17-13	B
SW LEVEL LIQUID GEMS LS-7	1A18660P1	ALL					1	1	1		B
VALVE SOL/STRNR/FLO-REG .5 GPM	P-5590	ALL					1	1	1	18-2	B











SOLENOID VALVE AUTOFLUSH ASSEMBLY

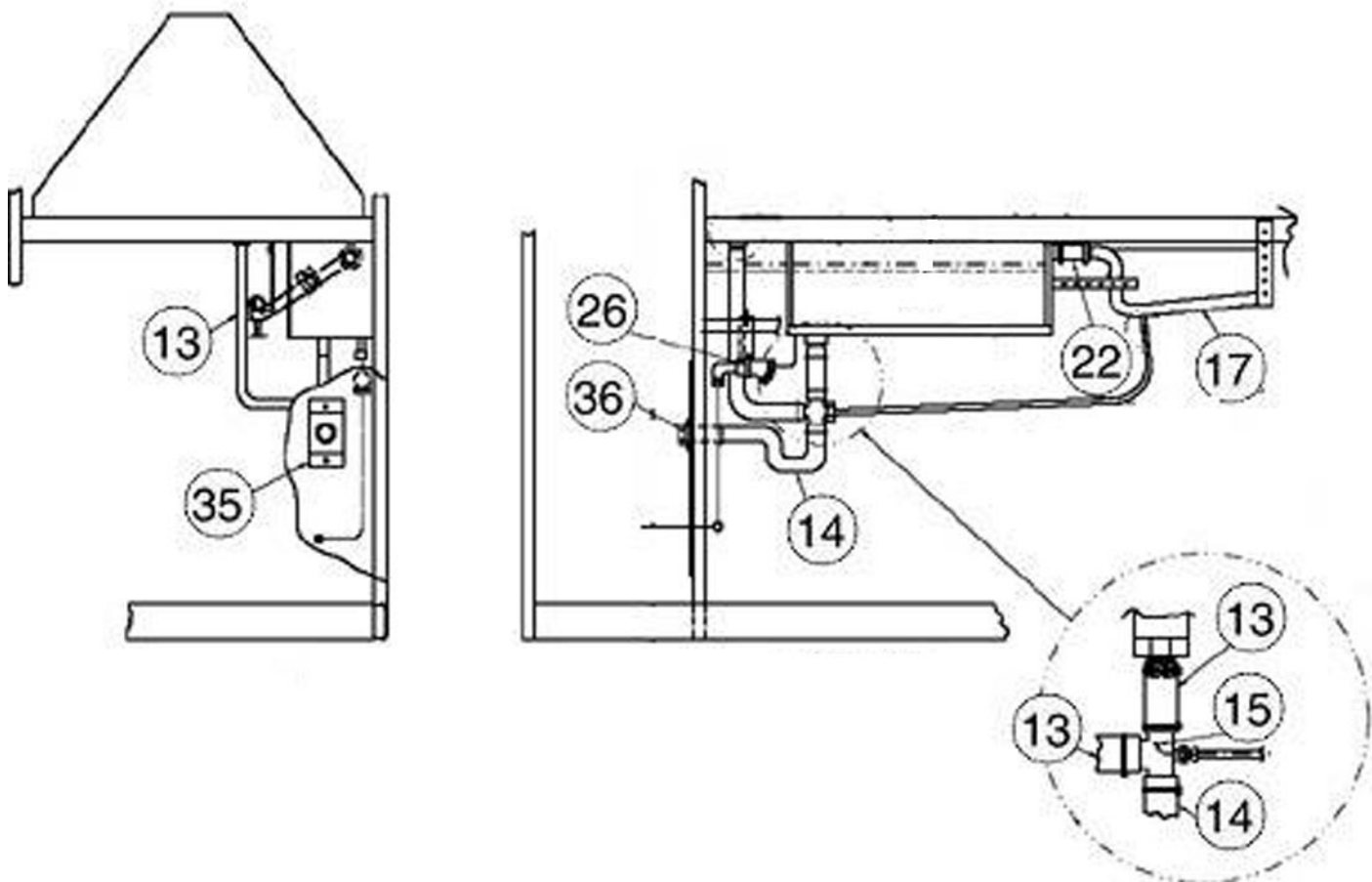
### 3.20 Humidifier - Steam Generator Section

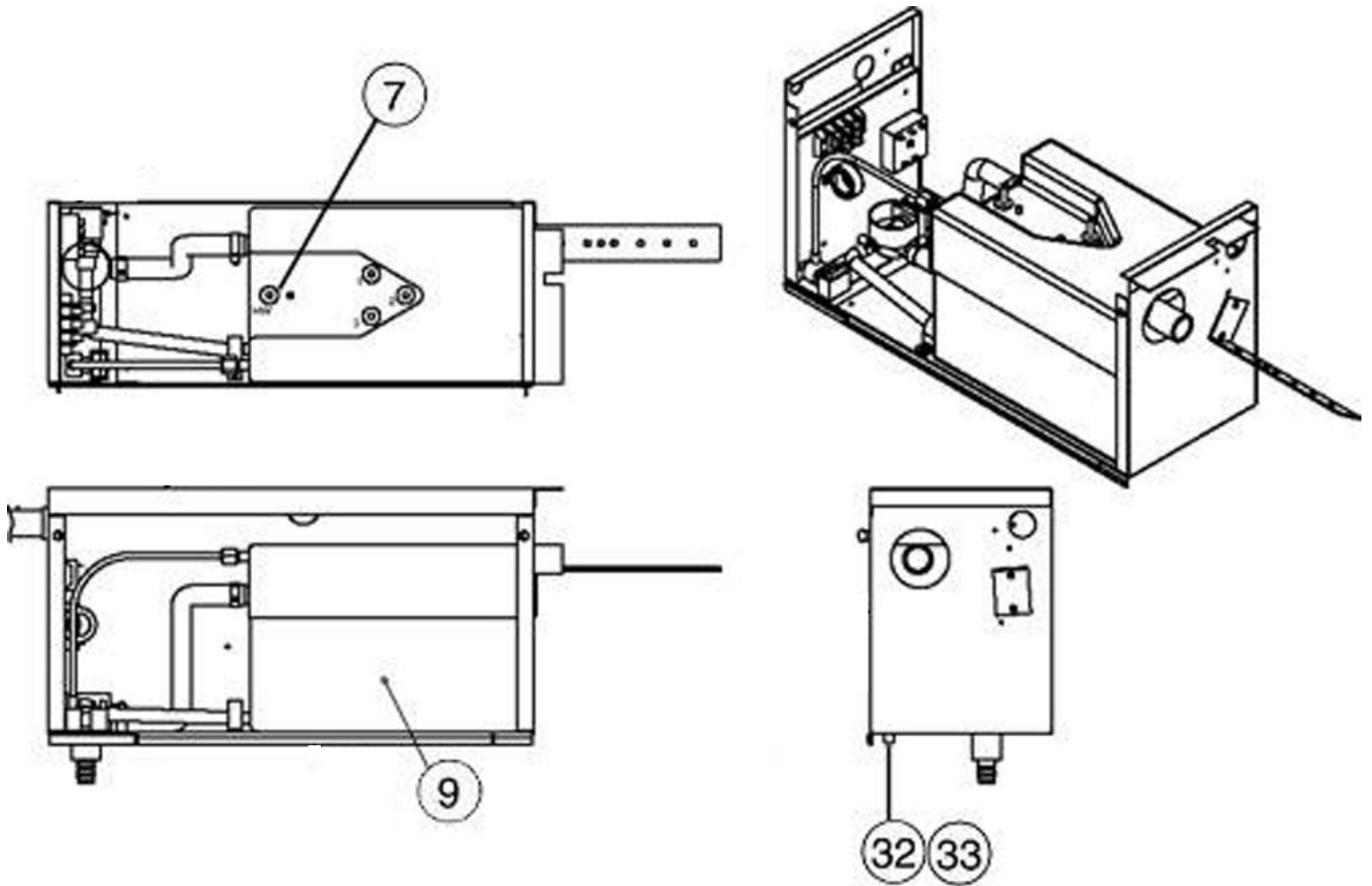
#### STEAM GENERATOR HUMIDIFIER

Part Description	Part #	Volts	Item Quantity per Tonnage							Figure #	RSP
			6Ton	8Ton	10Ton	15Ton	20Ton	22Ton	30Ton		
			ADAPTER NYLON 3/4FPTX3/4HOSE	P02-0260	ALL	1	1	1	1		
BRKT DRAIN FITTING MTG	F02-0660	ALL	1	1	1	1	1	1	1	19-35	
CLAMP HOSE WORM DRIVE .75-1.75	P02-0020	ALL	2	2	2	2	2	2	2	19-22	
CLAMP INSUL MTL HVY DTY 1-1/8" DIA	S13-0140	ALL	1	1	1	1	1	1	1	19-17	
CLAMP NON-INSULATED 1-1/8" DIA	130916P2	ALL	1	1	1	1	1	1	1	19-17	
CLAMP WIRE	P15-0150	ALL	5	5	5	5	5	5	5	15-40	
FTG CROSS 3/8HOSE X 3/8TUB 90	121965P2	ALL	1	1	1	1	1	1	1	19-15	
HOSE 3/4"ID 150PSI EPDM 350	P15-0170	ALL	4ft.	4ft.	4ft.	4ft.	4ft.	4ft.	4ft.	19-13	
HOSE STEAM 1.25ID 10PSI	1A21071P1	ALL	1ft.	1ft.	1ft.	1ft.	1ft.	1ft.	1ft.	19-22	
HUMDFR TRAP RUBBER DRAIN DX D	1C19071P1	ALL	1	1	1	1	1	1	1	19-14	
HUMIDIFIER MANIFOLD STEAM S3 D	121964G1	ALL	1	1	1	1	1	1	1	19-17	
MANIFOLD SGH-HW/STM/HG/RHT	141576G1	ALL	1	1	1	1	1	1		19-17	
NUT COMPRESSION BRASS 1/4"	P-057B	ALL	1	1	1	1	1	1	1	20-33	
SLEEVE COMPRESSION BRASS 1/4"	P-057A	ALL	1	1	1	1	1	1	1	20-32	
STRAINER"Y" BRASS 1/4FPT	H-0390	ALL	1	1	1	1	1	1	1	19-26	
TANK HUMIDIFIER 200//240 VOLTS	153315P1	200//240V	1	1	1	1	1	1	1	20-9	A
TANK HUMIDIFIER 380//480 W/HOSE	153315P2	380//480V	1	1	1	1	1	1	1	20-9	A

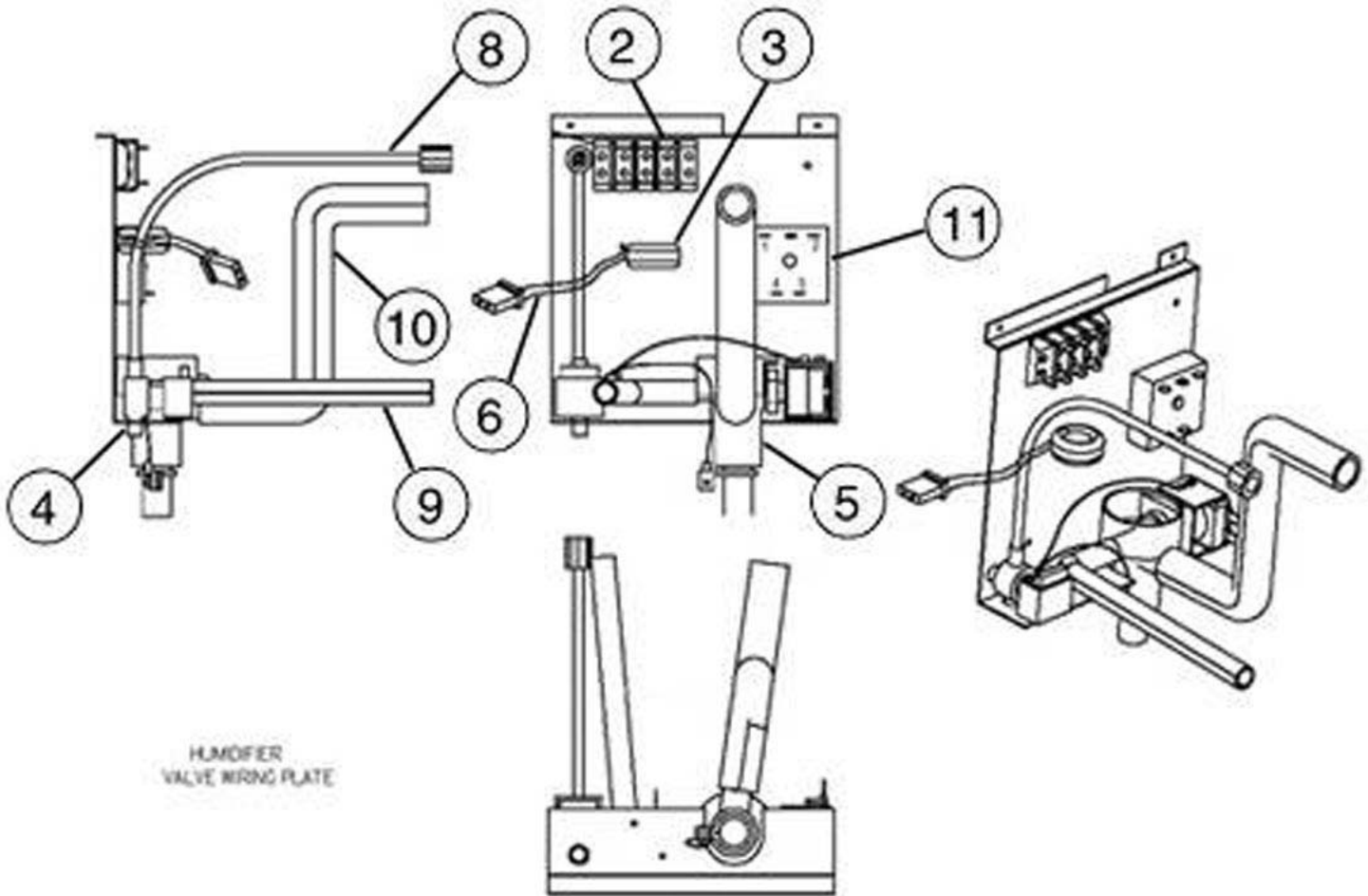
#### HUMIDIFIER VALVE PLATE ASSEMBLY

Part Description	Part #	Volts	Item Quantity per Tonnage							Figure #	RSP
			6Ton	8Ton	10Ton	15Ton	20Ton	22Ton	30Ton		
			BOOT RUBBER SG HUM TERM COVER	128759P1	ALL	4	4	4	4		
CYLINDER SG HUM FULL INTF	136956P1	ALL	1	1	1	1	1	1	1	21-11	B
HOSE DRAIN SGH	153044P1	ALL	1	1	1	1	1	1	1	21-9	
HOSE FILL SGH	151802P1	ALL	1	1	1	1	1	1	1	21-8	
HOSE OVERFLOW SGH	153043P1	ALL	1	1	1	1	1	1	1	21-10	
PLATE VALVE HARNESSSG HUM	128758P1	ALL	1	1	1	1	1	1	1	21-6	B
PWRBLK 3P W/TABS SG HUM	128750P1	ALL	1	1	1	1	1	1	1	21-2	
VALVE DRAIN SG HUM W/FTG	128754P1	ALL	1	1	1	1	1	1	1	21-5	B
VALVE FILL SG HUM W/FTG	128753P1	ALL	1	1	1	1	1	1	1	21-4	B
XFMR TORR010 W/MNL SG HUM	128752P1	ALL	1	1	1	1	1	1	1	21-3	B





Steam Generated  
Humidifier



### 3.30 Humidifier - Grid Steam Section

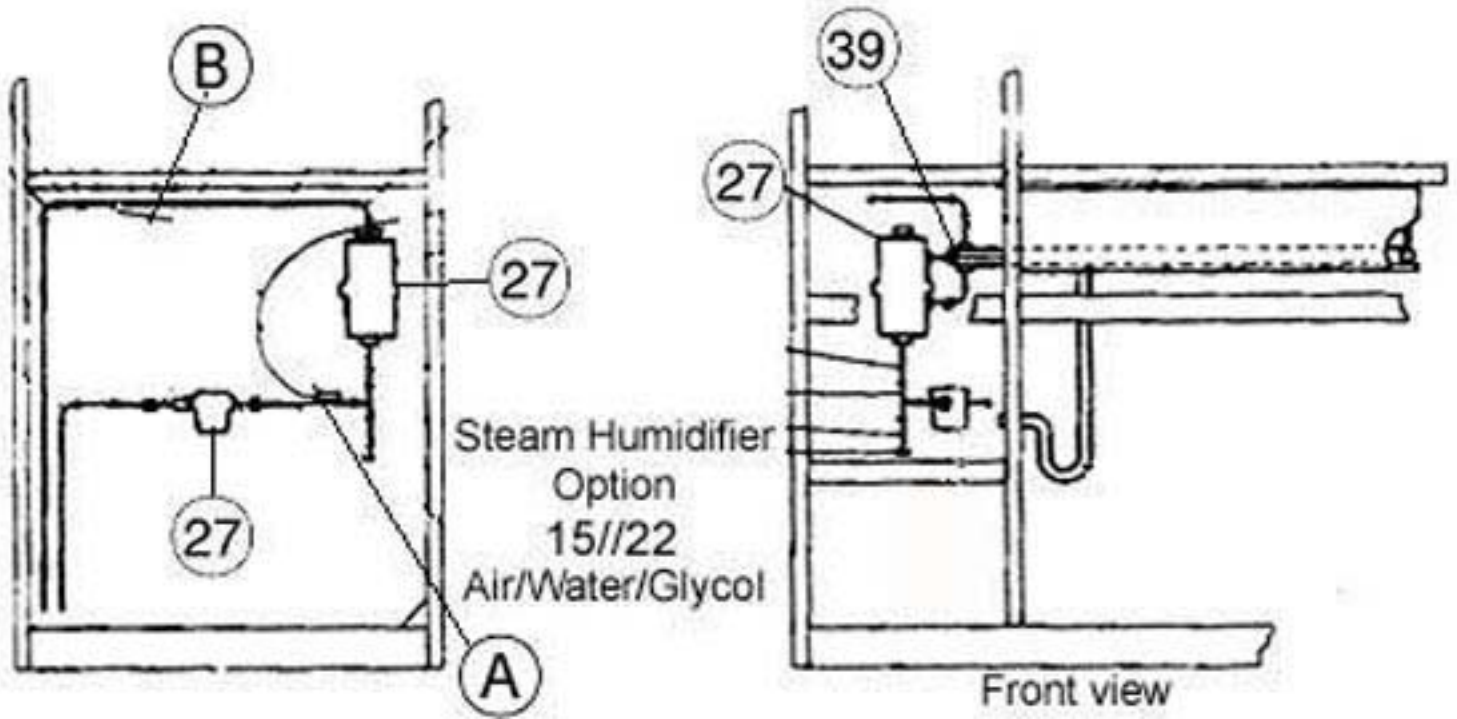
#### GRID STEAM ASSEMBLY

Part Description	Part #	Volts	Item Quantity per Tonnage							Figure #	RSP
			6Ton	8Ton	10Ton	15Ton	20Ton	22Ton	30Ton		
			ADAPTER NYLON 3/4FPTX3/4HOSE	P02-0260	ALL	1	1	1	1		
BAFFLE STEAM MANIFOLD 6//22T	F02-9860	ALL	1	1	1	1	1	1	1		
BRKT DRAIN FITTING MTG	F02-0660	ALL	1	1	1	1	1	1	1		
CLAMP HOSE WORM DRIVE .31X1.25	124216P2	ALL	1	1	1	1	1	1	1	15-40	
CLAMP WIRE	P15-0150	ALL	3	3	3	3	3	3	3	15-40	
DRAIN RUBBER HUM TRAP DX/CW	P-5500	ALL	1	1	1	1	1	1	1		
ELECTRICAL TEMPERATURE SWITCH	E02-0180	ALL	1	1	1	1	1	1	1	22-A	B
HOSE 3/4"ID 150PSI EPDM 350	P15-0170	ALL	4ft.	4ft.	4ft.	4ft.	4ft.	4ft.	4ft.	19-13	
HUMDFR MANIFOLD STEAM 48"	1C21355P1	ALL	1	1	1	1	1	1	1	22-39	
HUMDFR STM W/O MAN 5/32ORF 24V	1C21353P1	ALL	1	1	1	1	1	1	1	22-27	
STRAINER -Y- 1/2" CI	R-0520	ALL	1	1	1	1	1	1	1	22-B	
UNION NYLON 3/4BARBX3/4BARB	P15-0140	ALL	1	1	1	1	1	1	1		

#### GRID STEAM WITH CONDENSATE PUMP

Part Description	Part #	Volts	Item Quantity per Tonnage							Figure #	RSP
			6Ton	8Ton	10Ton	15Ton	20Ton	22Ton	30Ton		
			CLAMP HOSE WORM DRIVE .31X1.25	124216P2	ALL	1	1	1	1		
CLAMP WIRE	P15-0150	ALL	1	1	1	1	1	1	1	15-40	
HOSE 3/4"ID 150PSI EPDM 350	P15-0170	ALL	4ft.	4ft.	4ft.	4ft.	4ft.	4ft.	4ft.	19-13	
PUMP CONDENSATE 208/230/1/60DF	1A19271P1	208/230-575V	1	1	1	1	1	1	1	23-9	C
<b>1A19271P1 REQUIRES STEP-DOWN TRANSFORMER E05-4600 FOR 575 VOLT UNITS.</b>											
PUMP CONDENSATE 460 W/WIRE	1C19034P1	380/400/415-460	1	1	1	1	1	1	1	23-9	C
PUMP CONDENSATE 460/1/60DF	1A19271P2	380/400/415-460	1	1	1	1	1	1	1	23-9	C
PUMP CONDENSATE W/O AUX W/WIRE	X-015A	208/230-575V	1	1	1	1	1	1	1	23-9	C

**X-015A REQUIRES STEP-DOWN TRANSFORMER E05-4600 FOR 575 VOLT UNITS.**



### 3.40 No Humidifier Drain Section

#### NO CONDENSATE PUMP

Part Description	Part #	Volts	Item Quantity per Tonnage							Figure #	RSP
			6Ton	8Ton	10Ton	15Ton	20Ton	22Ton	30Ton		
			ADAPTER NYLON 3/4FPTX3/4HOSE	P02-0260	ALL	1	1	1	1		
BRKT DRAIN FITTING MTG	F02-0660	ALL	1	1	1	1	1	1	1	23-3	
CLAMP HOSE WORM DRIVE .31X1.25	124216P2	ALL	1	1	1	1	1	1	1	23-6	
CLAMP WIRE	P15-0150	ALL	3	3	3	3	3	3	3	23-6	
DRAIN RUBBER HUM TRAP DX/CW	P-5500	ALL	1	1	1	1	1	1	1	23-2	
HOSE 3/4"ID 150PSI EPDM 350	P15-0170	ALL	4ft.	4ft.	4ft.	4ft.	4ft.	4ft.	4ft.	23-6	
UNION NYLON 3/4BARBX3/4BARB	P15-0140	ALL	1	1	1	1	1	1	1	23-4	

#### CONDENSATE PUMP

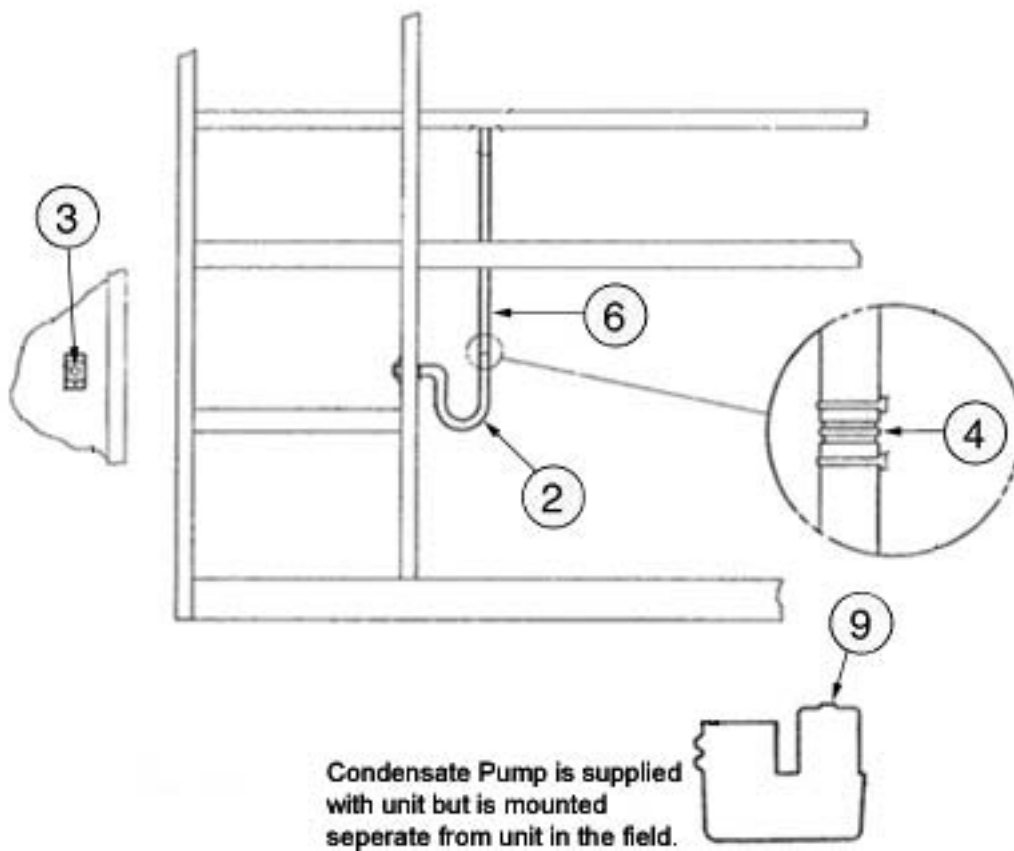
Part Description	Part #	Volts	Item Quantity per Tonnage							Figure #	RSP
			6Ton	8Ton	10Ton	15Ton	20Ton	22Ton	30Ton		
			BRKT COND PUMP ADJ-PART B	F20-2300	ALL	4	4	4	4		
CLAMP HOSE WORM DRIVE .31X1.25	124216P2	ALL	1	1	1	1	1	1	1	24-6	
CLAMP WIRE	P15-0150	ALL	1	1	1	1	1	1	1	24-6	
HOSE 3/4"ID 150PSI EPDM 350	P15-0170	ALL	4ft.	4ft.	4ft.	4ft.	4ft.	4ft.	4ft.	24-6	
PUMP CONDENSATE 208/230/1/60DF	1A19271P1	208-230-575V	1	1	1	1	1	1		23-9	C

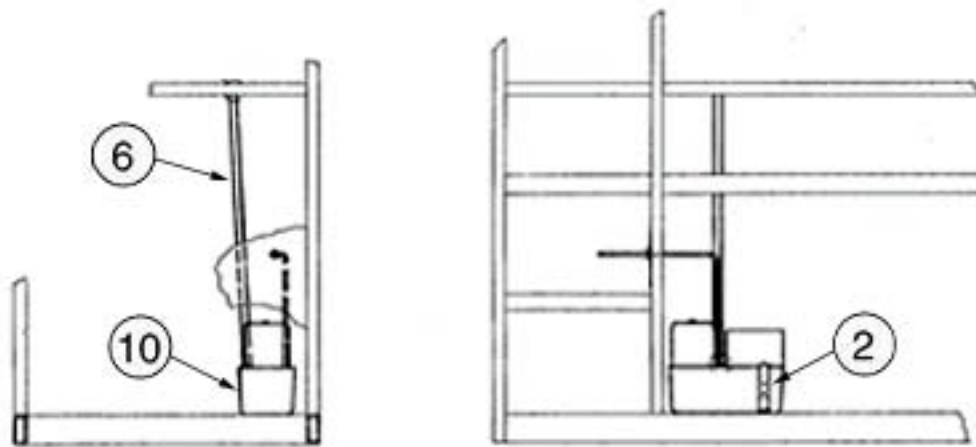
1A19271P1 REQUIRES STEP-DOWN TRANSFORMER E05-4600 FOR 575 VOLT UNITS.

PUMP CONDENSATE 460 W/WIRE	1C19034P1	380/400/415-460	1	1	1	1	1	1	1	24-10	C
PUMP CONDENSATE 460/1/60DF	1A19271P2	380/400/415-460	1	1	1	1	1	1	1	24-10	C
PUMP CONDENSATE W/O AUX W/WIRE	X-015A	208/230-575V	1	1	1	1	1	1	1	23-9	C

X-015A REQUIRES STEP-DOWN TRANSFORMER E05-4600 FOR 575 VOLT UNITS.







### 3.50 Exterior Humidifier Relay Section

#### EXTERIOR HUMIDIFIER RELAY

Part Description	Part #	Volts	Item Quantity per Tonnage							Figure #	RSP	
			6Ton	10Ton		20Ton	30Ton					
			8Ton	15Ton	22Ton	28Ton	35Ton					
RELAY 1P2T 24V 50/60HZ	E03-0170	24V-50/60Hz	1	1	1	1	1	1	1	1	9-1	B
TERMBLK SECTION IPOS	132487P1	ALL	2	2	2	2	2	2	2	2	9-52	
TERMBLK SECTION END BARRIER	132487P2	ALL	1	1	1	1	1	1	1	1	9-53	

### 3.60 Solenoid Valve Assembly Section

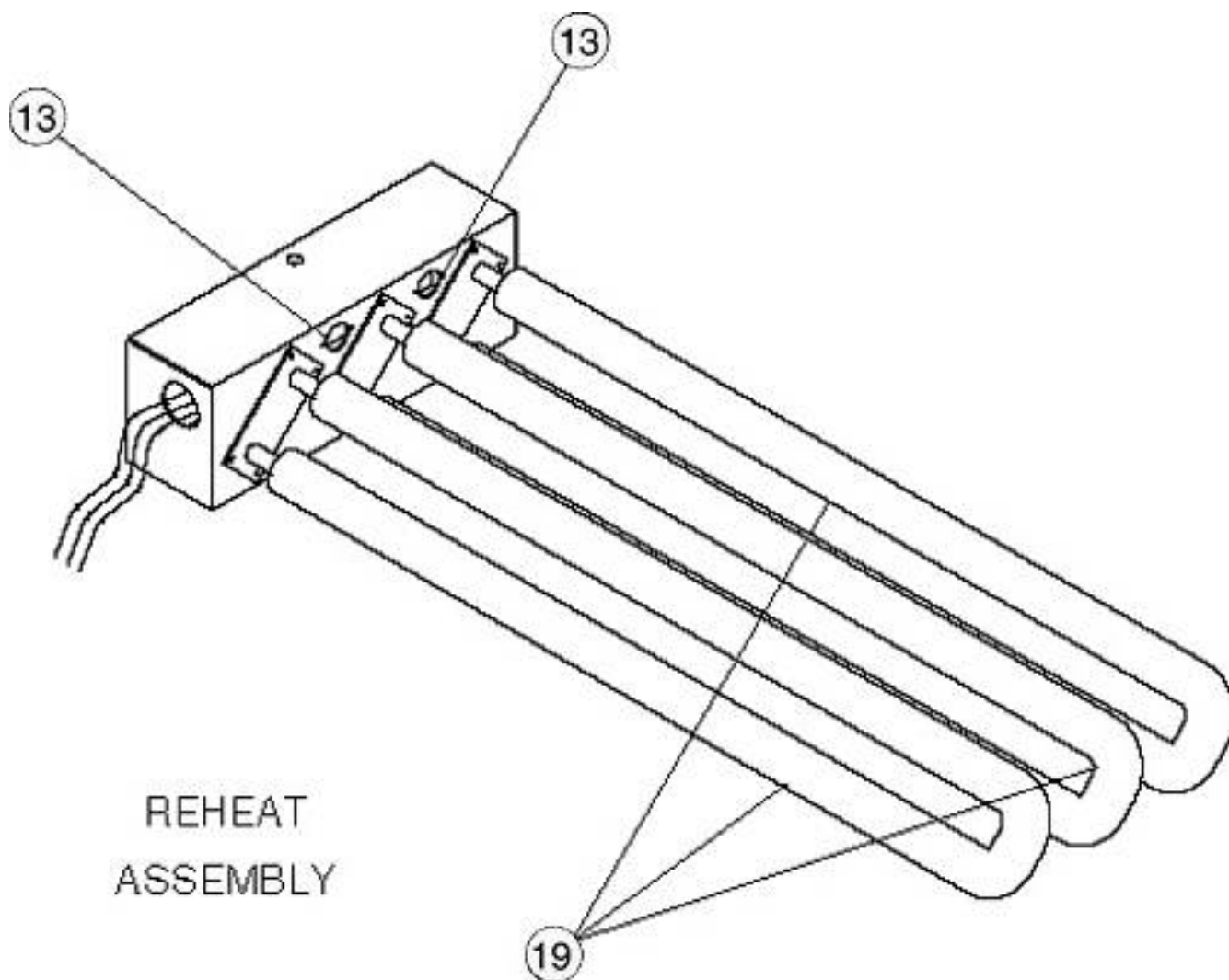
#### SOLENOID VALVE ASSEMBLY

Part Description	Part #	Volts	Item Quantity per Tonnage							Figure #	RSP	
			6Ton	10Ton		20Ton	30Ton					
			8Ton	15Ton	22Ton	28Ton	35Ton					
VALVE SOL/STRNR/FLO-REG .5 GPM	P-5590	ALL	1	1	1	1	1	1	1	1	18-2	B

### 4.10 Reheat Assy Section

#### REHEAT ASSEMBLY

Part Description	Part #	Volts	Item Quantity per Tonnage							Figure #	RSP	
			6Ton	10Ton		20Ton	30Ton					
			8Ton	15Ton	22Ton	28Ton	35Ton					
HEATER 03.3KW 208V SS 304 S/F	148367P1	208V	3								25-19	C
HEATER 03.3KW 230V SS 304 S/F	148367P2	230V	3								25-19	C
HEATER 03.3KW 230V SS 304 S/F	148367P3	400V	3								25-19	C
HEATER 03.3KW 460V SS 304 S/F	148367P4	460V	3								25-19	C
HEATER 03.3KW 575V SS 304 S/F	148367P5	575V	3								25-19	C
HEATER 05.0KW 208V SS 304 S/F	148367P6	208V		3	3						25-19	C
HEATER 05.0KW 230V SS 304 S/F	148367P7	230V		3	3						25-19	C
HEATER 05.0KW 400V SS 304 S/F	148367P8	400V		3	3						25-19	C
HEATER 05.0KW 575V SS	1D22307P10	575V		3	3						25-19	C
HEATER 05.0KW 460V SS 304 S/F	148367P9	460V		3	3						25-19	C
HEATER 05.0KW 575V SS 304 S/F	148367P10	575V		3	3						25-19	C
HEATER 08.3KW 208V SS 304 S/F	148367P16	208V				3					25-19	C
HEATER 08.3KW 230V SS 304 S/F	148367P17	230V				3					25-19	C
HEATER 08.3KW 400V SS 304 S/F	148367P18	400V				3					25-19	C
HEATER 08.3KW 460V SS 304 S/F	148367P19	460V				3					25-19	C
HEATER 08.3KW 575V SS 304 S/F	148367P20	575V				3					25-19	C
HEATER 09.5KW 208V SS 304 S/F	148367P21	208V					3	3	3		25-19	C
HEATER 10.0KW 230V SS 304 S/F	148367P22	230V						3	3	3	25-19	C
HEATER 10.0KW 400V SS 304 S/F	148367P23	400V						3	3	3	25-19	C
HEATER 10.0KW 460V SS 304 S/F	148367P24	460V						3	3	3	25-19	C
HEATER 10.0KW 575V SS 304 S/F	148367P25	575V						3	3	3	25-19	C
SAFETY SWT THERM. 115F	R-0970	ALL	2	2	2	2	2	2	2	2	25-13	B



## 4.20 Hot Water Reheat Section

### HOT WATER REHEAT 2WAY

Part Description	Part #	Volts	Item Quantity per Tonnage							Figure #	RSP
			6Ton	10Ton		20Ton	30Ton				
			8Ton	15Ton	22Ton	28Ton	35Ton				
COIL HOTWTR/STM IROW 15//22TON	R-016A	ALL				1	1	1		26-4	
COIL HOTWTR/STM IROW 6TON	R-014A	ALL	1	1	1					26-4	
MOD MTR LNKG CAM OPERATED 80LB	M-4050	ALL	1	1	1	1	1	1		29-2	
MOTOR MOD SPRING RTN 060LB	M-402A	ALL	1	1	1	1	1	1		29-1	C
STRAINER -Y- 1/2" CI	R-0520	ALL	1	1	1					26-17	
STRAINER -Y- 3/4" CI	R-0200	ALL				1	1	1		26-17	
VALVE CW/HW 2W 1/2"NPT 150#	148633P1	ALL	1	1	1					26-12	
VALVE CWSNGL 3/4" 150#/122"#	148633P2	ALL				1	1	1		26-12	

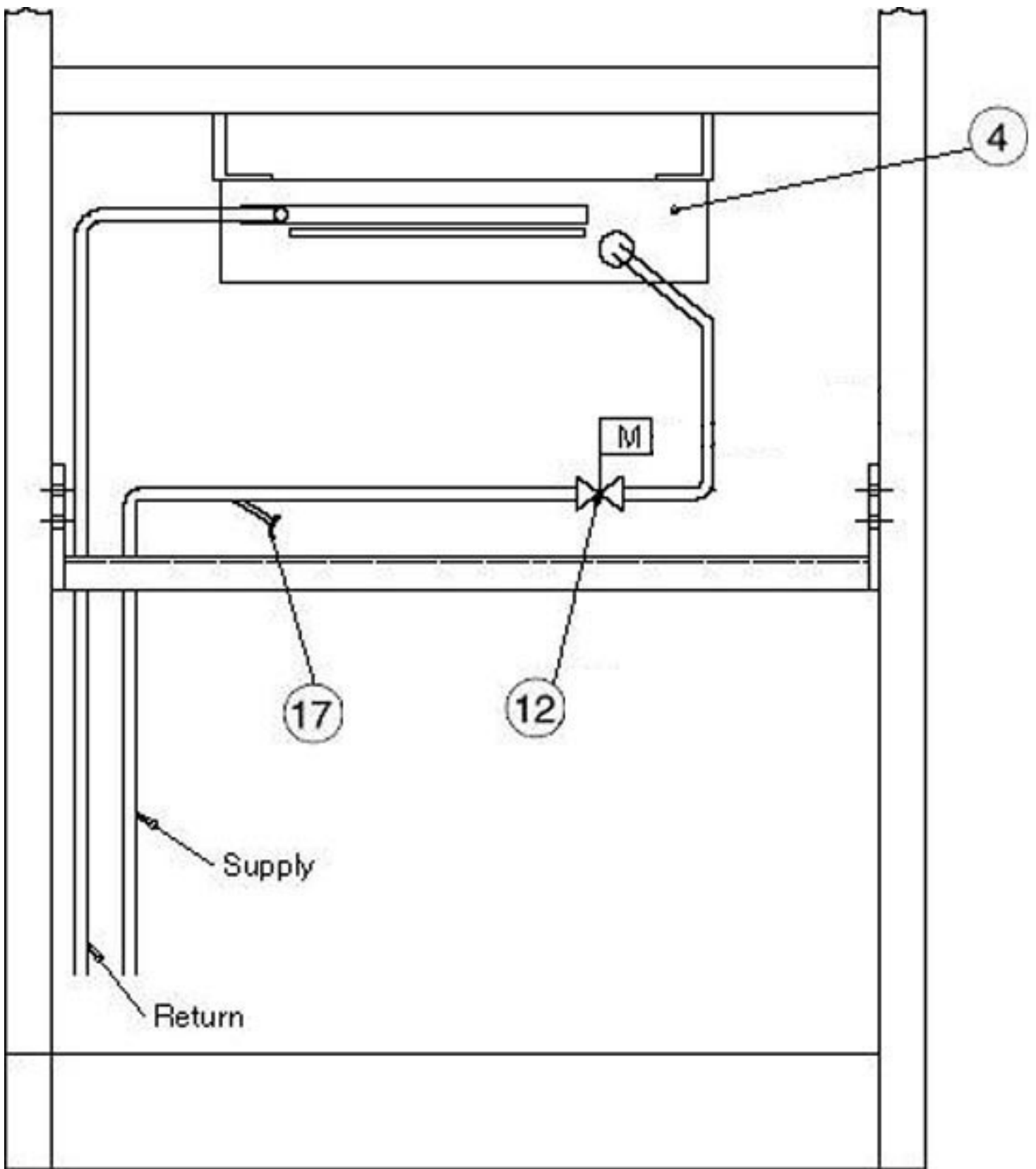
### HOT WATER REHEAT 3WAY

Part Description	Part #	Volts	Item Quantity per Tonnage							Figure #	RSP
			6Ton	10Ton		20Ton	30Ton				
			8Ton	15Ton	22Ton	28Ton	35Ton				
COIL HOTWTR/STM IROW 15//22TON	R-016A	ALL				1	1	1		27-4	
COIL HOTWTR/STM IROW 6TON	R-014A	ALL	1	1	1					27-4	
MOD MTR LNKG CAM OPERATED 80LB	M-4050	ALL	1	1	1	1	1	1		29-2	
MOTOR MOD SPRING RTN 060LB	M-402A	ALL	1	1	1	1	1	1		29-1	C
STRAINER -Y- 1/2" CI	R-0520	ALL	1	1	1					27-17	
STRAINER -Y- 3/4" CI	R-0200	ALL				1	1	1		27-17	
VALVE CW3WAY 1/2" 150#/150"#	148634P1	ALL	1	1	1					27-12	C
VALVE CW3WAY 3/4" 150#/150"#	P-031A	ALL				1	1	1		27-12	C

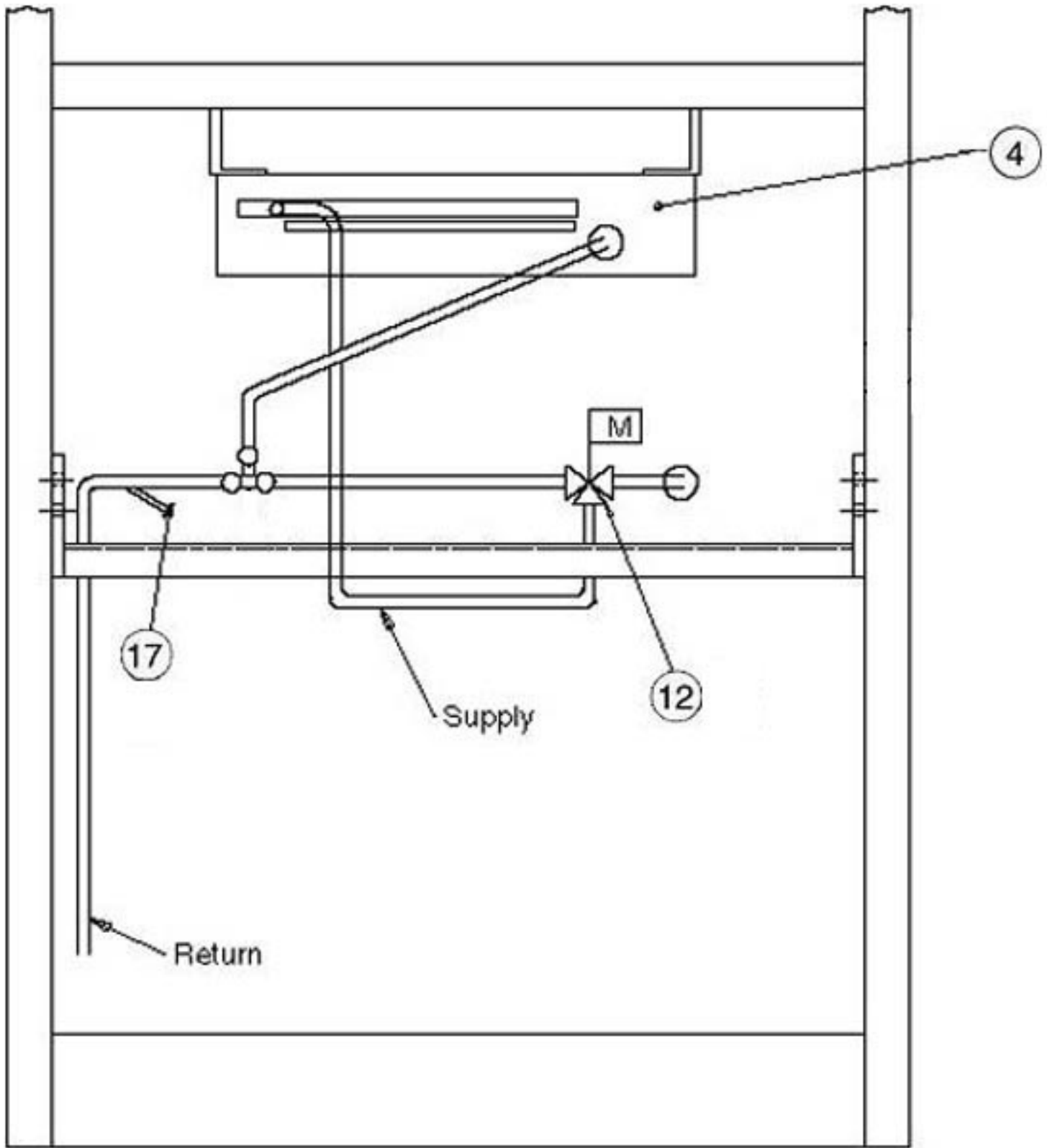
## 4.30 Steam Reheat Section

### STEAM REHEAT

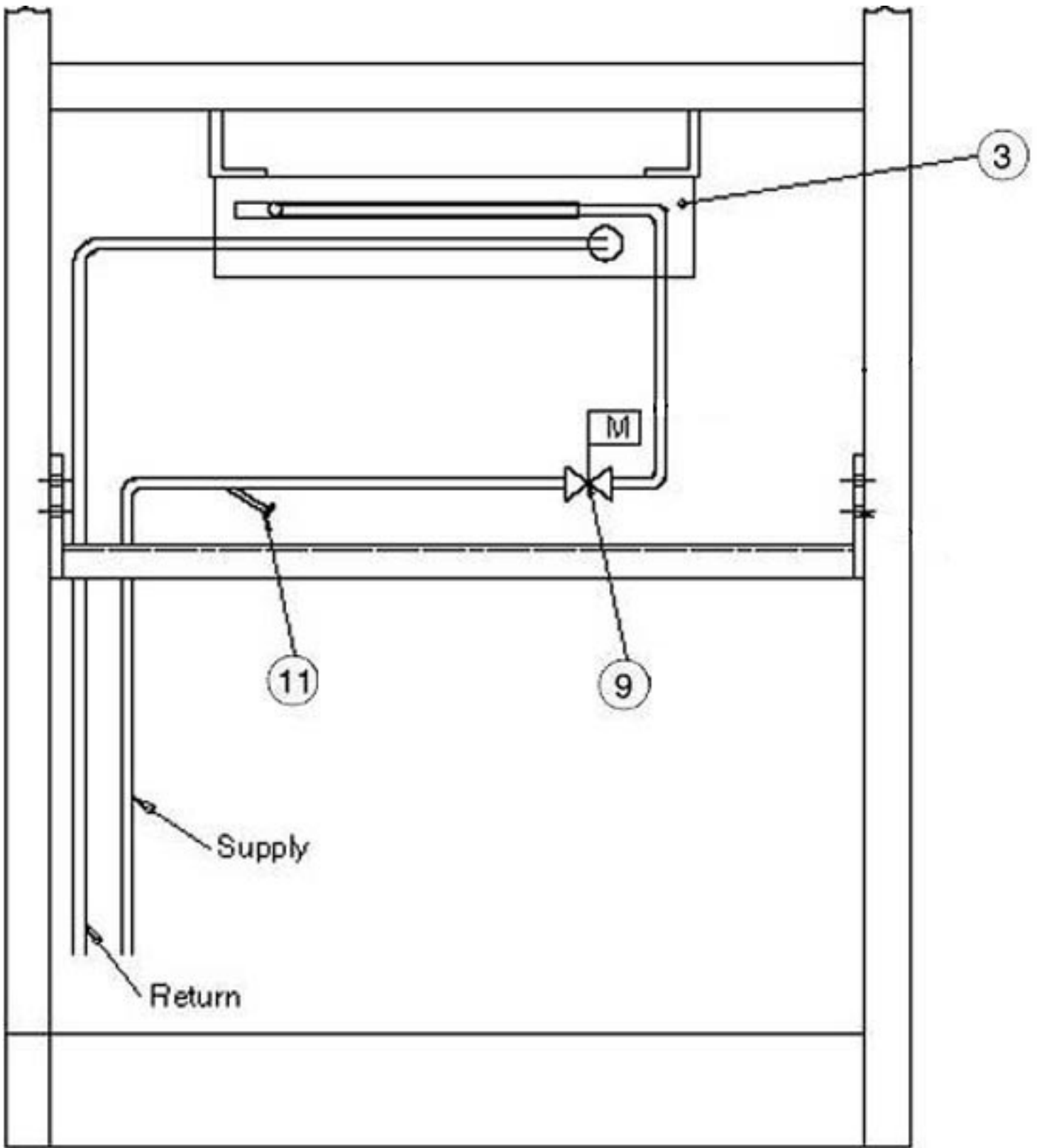
Part Description	Part #	Volts	Item Quantity per Tonnage							Figure #	RSP
			6Ton	10Ton		20Ton	30Ton				
			8Ton	15Ton	22Ton	28Ton	35Ton				
COIL HOTWTR/STM IROW 15//22TON	R-016A	ALL				1	1	1		27-5	
COIL HOTWTR/STM IROW 6TON	R-014A	ALL	1	1	1					28-3	
MOD MTR LNKG CAM OPERATED 80LB	M-4050	ALL	1	1	1	1	1	1		29-2	
MOTOR MOD SPRING RTN 060LB	M-402A	ALL	1	1	1	1	1	1		29-1	C
STRAINER -Y- 1/2" CI	R-0520	ALL	1	1	1					28-11	
STRAINER -Y- 3/4" CI	R-0200	ALL				1	1	1		28-11	
TRAP STEAM F&T 3/4"	P02-0240	ALL	1	1	1	1	1	1	1		
<b>P02-0240 IS SHIPPED LOOSE IN THE UNIT, AND IS FIELD INSTALLED.</b>											
VALVE CW/HW 2W 1/2"NPT 150#	148633P1	ALL	1	1	1					28-9	
VALVE CWSNGL 3/4" 150#/122"#	148633P2	ALL				1	1	1		28-9	



Reheat Assy  
Hot Water 2-Way Valve

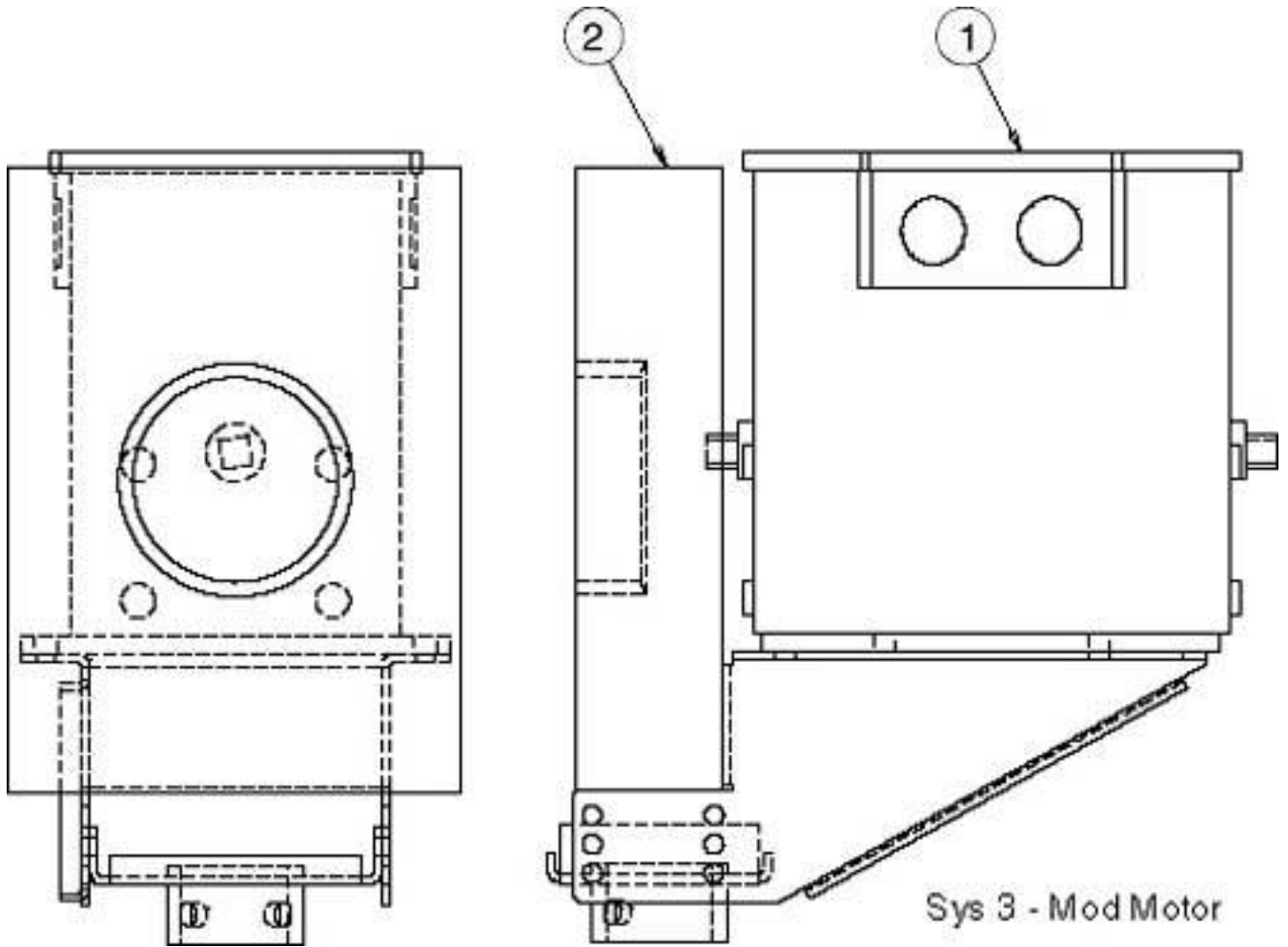


Reheat Assy  
Hot Water 3-Way Valve



**Steam Reheat Assy**





## 4.40 Hot Gas Reheat Section

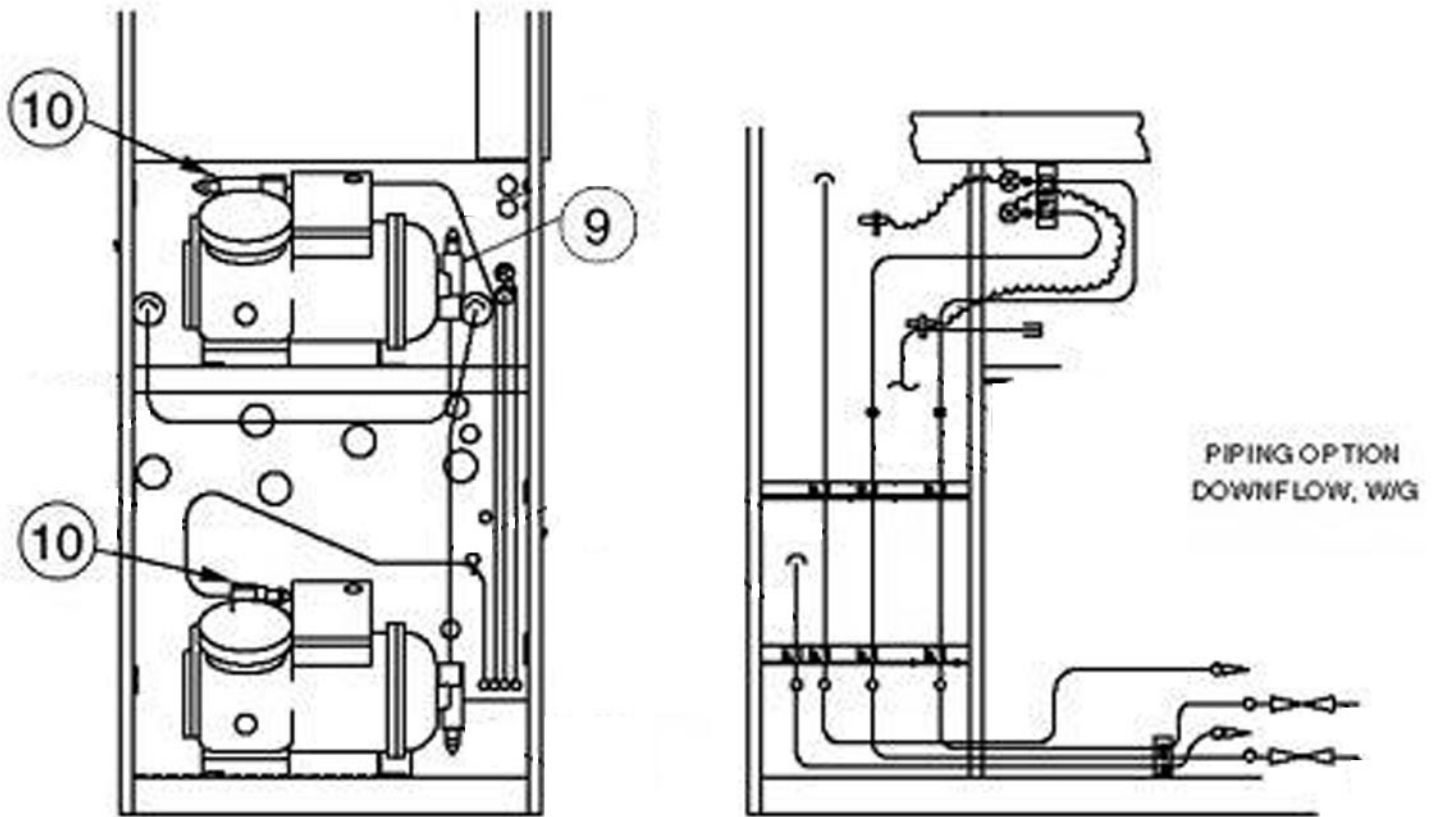
### HOT GAS REHEAT COMMON PARTS

Part Description	Part #	Volts	Item Quantity per Tonnage							Figure #	RSP
			6Ton	8Ton	10Ton	15Ton	20Ton	22Ton	30Ton		
COIL HGRH 32-1/2X20-1/4X2-1/2"	X-0230	ALL	1	1	1						
COIL HGRH 48-1/2X20-1/4X2-1/2"	X-0240	ALL				1	1	1			
VALVE CHECK BRASS IN-LINE	P-411A	ALL	1	1	1	1	1	1			B
VALVE CHECK BRASS IN-LINE	P-411B	ALL	1								B
<b>P-411B IS USED ON 6/8/10 TON UNITS WITH COPELAND COMPRESSORS.</b>											
VALVE SOLND 3WAY HTRECLM 7/8	P-017B	ALL	1	1	1	1					B
VALVE SOLND 3WAY HTRECLM 1-1/8	P-017A	ALL					1	1			C

## 5.00 Semi-Hermetic Piping Common Parts Section

### AIR/WATER/GLYCOL COOLED COMMON PARTS

Part Description	Part #	Volts	Item Quantity per Tonnage							Figure #	RSP
			6Ton	8Ton	10Ton	15Ton	20Ton	22Ton	30Ton		
GASKET VALVE COMP SERVC	C-080T	ALL			2					30-10	
<b>C-080T IS USED ON 10 TON UNITS WITH COPELAND COMPRESSORS.</b>											
GASKET VALVE COMP SERVICE	C-080N	ALL		2	2					30-9	
<b>C-080N IS USED ON 8/10 TON UNITS WITH COPELAND COMPRESSORS.</b>											
GASKET VALVE COMP SERVICE	C-087A	ALL	4	2	2	2				30-10	
<b>C-087A IS USED ON 6/8/10 TON UNITS WITH CARLYLE COMPRESSORS.</b>											
GASKET VALVE COMP SERVICE	C-088A	ALL	4	2	2	2	2	2	2	30-9	
<b>C-088A IS USED ON 6/8 TON UNITS WITH COPELAND COMPRESSORS AND 8/10 TON UNITS WITH CARLYLE COMPRESSORS.</b>											
GASKET VALVE COMP SERVICE	C-089A	ALL					2	2	2	31-6	
SCREW CAP HX G5 PO 1/2-13X2-1/2	S-125A	ALL					8	8	8	31-6	
SCREW CAP HX G5 PO 5/16-18X2	S-123A	ALL				4	4	4	4	31-6	
SCREW CAP HX G8 PO 1/2-13X1-3/4	S-5810	ALL			4					31-6	
<b>S-5810 IS USED ON 10 TON UNITS WITH COPELAND COMPRESSORS.</b>											
SCREW CAP HX G8 PO 5/16-18X1-3/4	S-129A	ALL	4	4	4	4				31-6	
<b>S-129A IS USED ON 6/8 TON UNITS WITH COPELAND COMPRESSORS AND 6/8/10 TON UNITS WITH CARLYLE COMPRESSORS.</b>											
SCREW CAP HX G8 PO 5/16-18X1-3/8	S-128A	ALL	4	4	4					31-6	
<b>S-128A IS USED ON 6/8/10 TON UNITS WITH COPELAND COMPRESSORS AND 6/8/10 TON UNITS WITH CARLYLE COMPRESSORS.</b>											



## 5.05 Semi-Hermetic Piping #1 Discharge Line Section

### AIR/WATER/GLYCOL COOLED-#1 DISCHARGE LINE

Part Description	Part #	Volts	Item Quantity per Tonnage							Figure #	RSP	
			6Ton	8Ton	10Ton	15Ton	20Ton	22Ton	30Ton			
ELIMINATOR VIB ISOL 5/8 ODF	P05-169F	ALL	1									
ELIMINATOR VIB ISOL 1-1/8 OD	P05-169D	ALL							1			
MUFFLER DISCHARGE 1-1/8"OD HI	123575P4	ALL					1	1	1			
MUFFLER DISCHARGE 5/8"OD	1C16401P1	ALL	1	1	1							
<b>1C16401P1 IS USED ON 6 TON UNITS WITH CARLYLE COMPRESSORS AND 8/10 TON UNITS WITH COPELAND COMPRESSORS.</b>												
MUFFLER DISCHARGE 5/8"OD	P-0040	ALL	1									
<b>P-0040 IS USED ON 6 TON UNITS WITH COPELAND COMPRESSORS.</b>												
MUFFLER DISCHARGE 5/8"OD HIEFF	123575P1	ALL		1	1							
<b>123575P1 IS USED ON 8/10 TON UNITS WITH CARLYLE COMPRESSORS.</b>												
MUFFLER DISCHARGE 7/8"OD HIEFF	123575P2	ALL				1						
VALVE COMP SERV 5/8SWT	C-0930	ALL	1	1	1							
VALVE COMP SERV 1-1/8SWT	C-0880	ALL					1	1	1			
VALVE COMP SERV DISCH 7/8SWT	C-0870	ALL				1						

## 5.10 Semi-Hermetic Piping #2 Discharge Line Section

### AIR/WATER/GLYCOL COOLED-#2 DISCHARGE LINE

Part Description	Part #	Volts	Item Quantity per Tonnage							Figure #	RSP	
			6Ton	8Ton	10Ton	15Ton	20Ton	22Ton	30Ton			
ELIMINATOR VIB ISOL 5/8 ODF	P05-169F	ALL	1									
ELIMINATOR VIB ISOL 1-1/8 OD	P05-169D	ALL					1	1	1			
MUFFLER DISCHARGE 1-1/8"OD HI	123575P4	ALL					1	1	1			
MUFFLER DISCHARGE 5/8"OD	1C16401P1	ALL	1	1	1							
<b>1C16401P1 IS USED ON 6 TON UNITS WITH CARLYLE COMPRESSORS AND 8/10 TON UNITS WITH COPELAND COMPRESSORS.</b>												
MUFFLER DISCHARGE 5/8"OD	P-0040	ALL	1									
<b>P-0040 IS USED ON 6 TON UNITS WITH COPELAND COMPRESSORS.</b>												
MUFFLER DISCHARGE 5/8"OD HIEFF	123575P1	ALL		1	1							
<b>123575P1 IS USED ON 8/10 TON UNITS WITH CARLYLE COMPRESSORS.</b>												
MUFFLER DISCHARGE 7/8"OD HIEFF	123575P2	ALL				1						
VALVE COMP SERV 5/8SWT	C-0930	ALL	1	1	1							
VALVE COMP SERV 1-1/8SWT	C-0880	ALL					1	1	1			
VALVE COMP SERV DISCH 7/8SWT	C-0870	ALL				1						

## 5.15 Semi-Hermetic Piping #1 Suction Line Section

### AIR/WATER/GLYCOL COOLED-#1 SUCTION LINE

Part Description	Part #	Volts	Item Quantity per Tonnage							Figure #	RSP	
			6Ton	8Ton	10Ton	15Ton	20Ton	22Ton	30Ton			
ELIMINATOR VIB ISOL 1-3/8 OD	P05-169C	ALL								1		
ELIMINATOR VIB ISOL 7/8 OD	P05-169E	ALL			1							
<b>P05-169E IS USED ON 10 TON UNITS WITH COPELAND COMPRESSORS.</b>												
VALVE COMP SERV 7/8SWT	C-0910	ALL		1	1							
<b>C-0910 IS USED ON 8/10 TON UNITS WITH CARLYLE COMPRESSORS.</b>												
VALVE COMP SERV 1-1/8SWT	C-0880	ALL				1						
VALVE COMP SERV DISCH 7/8SWT	C-080K	ALL			1							
<b>C-080K IS USED ON 10 TON UNITS WITH COPELAND COMPRESSORS.</b>												
VALVE COMP SERV DISCH 7/8SWT	C-0870	ALL	1	1								
<b>C-0870 IS USED ON 8 TON UNITS WITH COPELAND COMPRESSORS.</b>												
VALVE COMP SERV SUCTN 1-1/8SWT	C-0890	ALL					1	1	1			

## 5.20 Semi-Hermetic Piping #2 Suction Line Section

### AIR/WATER/GLYCOL COOLED-#2 SUCTION LINE

Part Description	Part #	Volts	Item Quantity per Tonnage							Figure #	RSP	
			6Ton	8Ton	10Ton	15Ton	20Ton	22Ton	30Ton			
ELIMINATOR VIB ISOL 1-1/8 OD	P05-169D	ALL					1	1				
ELIMINATOR VIB ISOL 1-3/8 OD	P05-169C	ALL								1		
ELIMINATOR VIB ISOL 7/8 OD	P05-169E	ALL			1							
<b>P05-169E IS USED ON 10 TON UNITS WITH COPELAND COMPRESSORS.</b>												
MUFFLER DISCHARGE 5/8"OD	1C16401P1	ALL		1								
VALVE COMP SERV 7/8SWT	C-0910	ALL		1	1							
<b>C-0910 IS USED ON 8/10 TON UNITS WITH CARLYLE COMPRESSORS.</b>												
VALVE COMP SERV 1-1/8SWT	C-0880	ALL				1						
VALVE COMP SERV DISCH 7/8SWT	C-080K	ALL			1							
<b>C-080K IS USED ON 10 TON UNITS WITH COPELAND COMPRESSORS.</b>												
VALVE COMP SERV DISCH 7/8SWT	C-0870	ALL	1	1								
<b>C-0870 IS USED ON 8 TON UNITS WITH COPELAND COMPRESSORS.</b>												
VALVE COMP SERV SUCTN 1-1/8SWT	C-0890	ALL					1	1	1			

## 5.25 Semi-Hermetic Filter Drier Piping Section

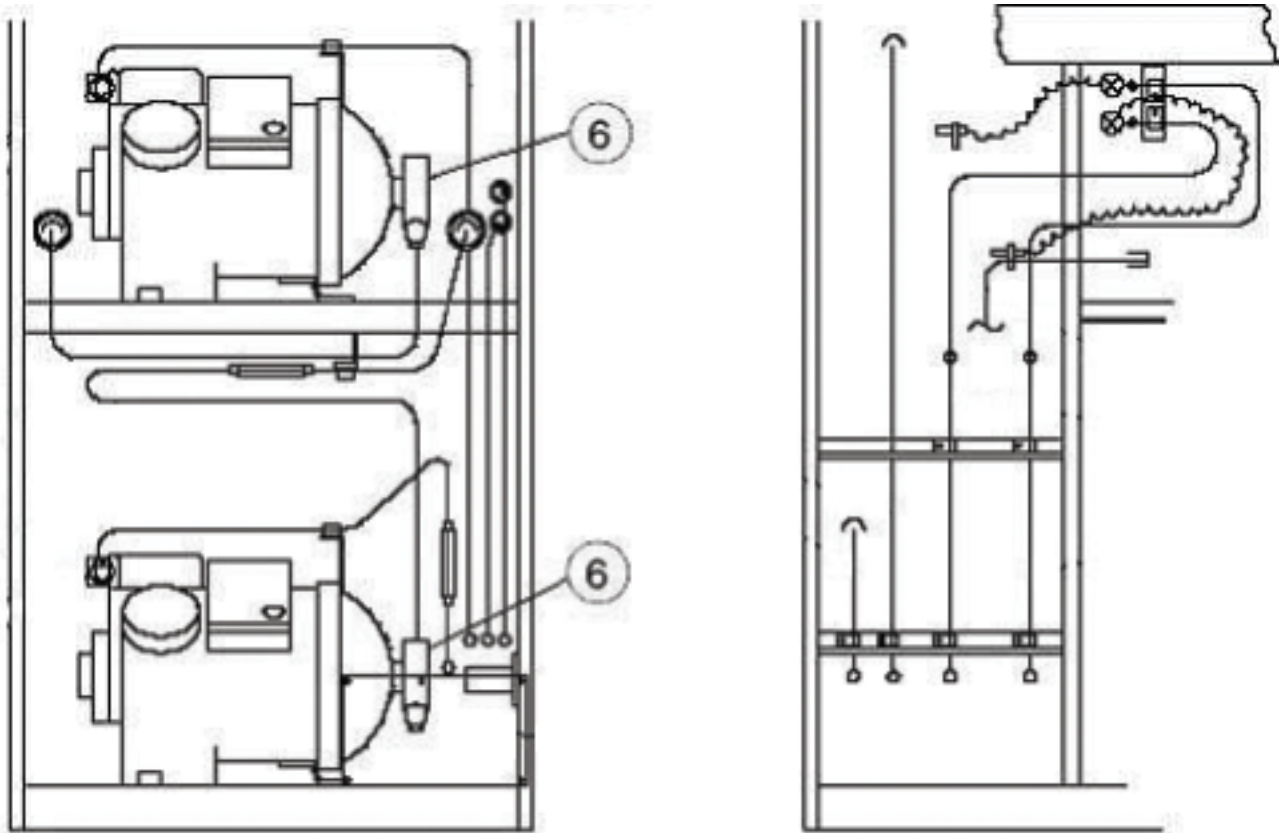
### AIR/WATER/GLYCOL CATCH PIPING LINE

Part Description	Part #	Volts	Item Quantity per Tonnage							Figure #	RSP
			6Ton	8Ton	10Ton	15Ton	20Ton	22Ton	30Ton		
FILTER/DRIER 1/2ODF SLDR	P-0020	ALL	2	2	2	2					B
FILTER/DRIER 1/2ODF SLDR	P-0060	ALL				2					B
<b>P-0060 IS USED ON 15 TON AIR COOLED UNITS.</b>											
FILTER/DRIER 5/8ODF SLDR	P-2880	ALL					2	2	2		B
INDICATOR LIQUID 1/2 ODF	P-0050	ALL	2	2	2	2					
INDICATOR LIQUID 5/8 ODF	P-2880	ALL					2	2	2		
VALVE SOLND 5/8MXF 24V-50/60	P-2870	24V-50/60Hz					2	2	2		B
VALVE SOLND 1/2MXF 24V-50/60	P-0080	24V-50/60Hz				2					B
VALVE SOLND 1/2ODM X 1/2ODF	P-0070	ALL	2	2	2						B

## 5.30 Ball Valve Assembly Section

### BALL VALVE LIQUID LINE ASSEMBLY

Part Description	Part #	Volts	Item Quantity per Tonnage							Figure #	RSP
			6Ton	8Ton	10Ton	15Ton	20Ton	22Ton	30Ton		
VALVE BALL REFRIG 1/2"	P05-4360	ALL	2	2	2	2					
VALVE BALL REFRIG 5/8"	P05-1370	ALL					2	2	2		



**DOWNFLOW  
PIPING**

## 5.35 Scroll Piping Common Parts Section

### SCROLL PIPING COMMON PARTS

Part Description	Part #	Volts	Item Quantity per Tonnage							Figure #	RSP
			6Ton	10Ton		20Ton		30Ton			
			8Ton	15Ton	22Ton						
SEAL ROTOLOCK 1"X14" TEFLON	W-0320	ALL		2	2					32-14	
SEAL ROTOLOCK 1-1/4"X12"TEFLON	W-0330	ALL		2	2	2	2			32-15	
SEAL ROTOLOCK 1-3/4"X12 TEFLON	P05-383B	ALL				2	2			32-14	

## 5.40 Scroll Piping #1 Discharge Line Section

### SCROLL PIPING-#1 DISCHARGE LINE

Part Description	Part #	Volts	Item Quantity per Tonnage							Figure #	RSP
			6Ton	10Ton		20Ton		30Ton			
			8Ton	15Ton	22Ton						
VALVE CHECK 5/8" OD	W-0093	ALL		1	1						
VALVE CHECK 7/8" OD	W-0090	ALL				1	1				
VALVE ROTOLOCK 5/8"X1"-14UNS	151141P1	ALL		1	1						
VALVE ROTOLOCK 7/8"X1-1/4-12	141181P2	ALL				1	1				



## 5.50 Scroll Piping #2 Discharge Line Section

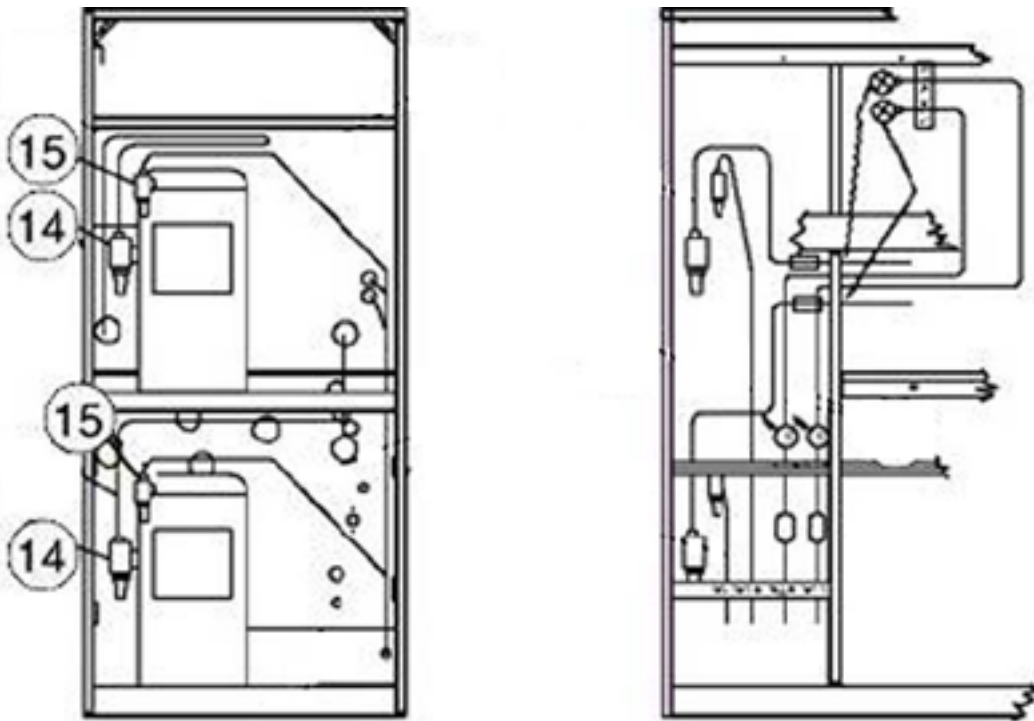
### SCROLL PIPING-#2 DISCHARGE LINE

Part Description	Part #	Volts	Item Quantity per Tonnage						Figure #	RSP	
			6Ton	8Ton	10Ton	15Ton	20Ton	22Ton			30Ton
VALVE CHECK 5/8" OD	W-0093	ALL		1	1						
VALVE CHECK 7/8" OD	W-0090	ALL				1	1				
VALVE ROTOLOCK 5/8"X1"-14UNS	1C16925P1	ALL		1	1						
VALVE ROTOLOCK 7/8"X1-1/4"-12	141181P2	ALL				1	1				

## 5.60 Scroll Piping #1 Suction Line Section

### SCROLL PIPING-#1 SUCTION LINE

Part Description	Part #	Volts	Item Quantity per Tonnage						Figure #	RSP	
			6Ton	8Ton	10Ton	15Ton	20Ton	22Ton			30Ton
VALVE ROTOLOCK 1-1/8"X1-3/4"-12	141181P1	ALL				1	1				
VALVE ROTOLOCK 7/8"X1-1/4"-12	151141P2	ALL		1	1						



### 5.70 Scroll Piping #2 Suction Line Section

#### SCROLL PIPING-#2 SUCTION LINE

Part Description	Part #	Volts	Item Quantity per Tonnage								Figure #	RSP
			6Ton	10Ton		20Ton		30Ton				
			8Ton	15Ton	22Ton							
VALVE ROTOLOCK 1-1/8"X1-3/4-12	141181P1	ALL			1	1						
VALVE ROTOLOCK 7/8"X1-1/4"-12	151141P2	ALL	1	1								

### 5.80 Scroll Filter Drier Piping Section

#### SCROLL FILTER DRIER PIPING

Part Description	Part #	Volts	Item Quantity per Tonnage								Figure #	RSP
			6Ton	10Ton		20Ton		30Ton				
			8Ton	15Ton	22Ton							
FILTER/DRIER 1/2ODF SLDR	P-0020	ALL		2	2							B
FILTER/DRIER 1/2ODF SLDR	P-0060	ALL				2						B
FILTER/DRIER 5/8ODF SLDR	P-2880	ALL				2	2					B
INDICATOR LIQUID 1/2 ODF	P-0050	ALL		2	2							
VALVE SOLND 5/8MXF 24V-50/60	P-2870	24V-50/60Hz					2					B
VALVE SOLND 1/2MXF 24V-50/60	P-0080	24V-50/60Hz				2						B
VALVE SOLND 1/2ODM X 1/2ODF	P-0070	ALL		2	2							B

### 5.90 Hot Gas Bypass Option Section

#### HOT GAS BYPASS OPTION

Part Description	Part #	Volts	Item Quantity per Tonnage								Figure #	RSP
			6Ton	10Ton		20Ton		30Ton				
			8Ton	15Ton	22Ton							
CONN AUX SIDE HOT GAS 1-1/8	P-4750	ALL				*	*	*	*			
QTY OF (1) IS USED ON 1 CIRCUIT HOT GAS BYPASS. QTY OF (2) IS USED ON 2 CIRCUIT HOT GAS BYPASS.												
CONN AUX SIDE HOT-GAS	P-206A	ALL	*	*	*							
QTY OF (1) IS USED ON 1 CIRCUIT HOT GAS BYPASS. QTY OF (2) IS USED ON 2 CIRCUIT HOT GAS BYPASS.												
VALVE BYPASS/DISCH 1/2ODF SLDR	P-0180	ALL	*	*	*							B
QTY OF (1) IS USED ON 1 CIRCUIT HOT GAS BYPASS. QTY OF (2) IS USED ON 2 CIRCUIT HOT GAS BYPASS.												
VALVE BYPASS/DISCH 5/8ODF SLDR	P-0190	ALL				*						B
QTY OF (1) IS USED ON 1 CIRCUIT HOT GAS BYPASS. QTY OF (2) IS USED ON 2 CIRCUIT HOT GAS BYPASS.												
VALVE BYPASS/DISCH 7/8ODF SLDR	P-018A	ALL					*	*	*			B
QTY OF (1) IS USED ON 1 CIRCUIT HOT GAS BYPASS. QTY OF (2) IS USED ON 2 CIRCUIT HOT GAS BYPASS.												
VALVE SOLND 5/8MXF 24V-50/60	P-2870	24V-50/60Hz				*						B
QTY OF (1) IS USED ON 1 CIRCUIT HOT GAS BYPASS. QTY OF (2) IS USED ON 2 CIRCUIT HOT GAS BYPASS.												
VALVE SOLND 7/8FXM 24V-50/60	P-287A	24V-50/60Hz					*	*	*			B
QTY OF (1) IS USED ON 1 CIRCUIT HOT GAS BYPASS. QTY OF (2) IS USED ON 2 CIRCUIT HOT GAS BYPASS.												
VALVE SOLND 1/2MXF 24V-50/60	P-0080	24V-50/60Hz	*	*	*							B
QTY OF (1) IS USED ON 1 CIRCUIT HOT GAS BYPASS. QTY OF (2) IS USED ON 2 CIRCUIT HOT GAS BYPASS.												

## 6.00 Compressor Pressure Switch Assembly Section

### CARLYLE

Part Description	Part #	Volts	Item Quantity per Tonnage							Figure #	RSP
			6Ton	8Ton	10Ton	15Ton	20Ton	22Ton	30Ton		
			BRKT PRESS SW CARLYLE	1C16719P1	ALL	1	1	1	1		
SW PRES HI 360PSI	1D15060P1	ALL	1	1	1	1	1	1	1	33-4	B
SW PRES LOW 15/35PSI	1D15059P1	ALL	1	1	1	1	1	1	1	33-5	B

USED ON AIR-COOLED UNITS WITH FAN SPEED CONTROL CONDENSERS.

SW PRES LOW 20/65PSI	1D16206P1	ALL	1	1	1	1	1	1	1	33-5	B
----------------------	-----------	-----	---	---	---	---	---	---	---	------	---

USED ON AIR-COOLED UNITS WITH LEE-TEMP RECEIVER'S AND WATER/GLYCOL/GLYCOOL COOLED UNITS.

### COPELAND

Part Description	Part #	Volts	Item Quantity per Tonnage							Figure #	RSP
			6Ton	8Ton	10Ton	15Ton	20Ton	22Ton	30Ton		
			BRKT PRESS SW COPELAND	1C16720P1	ALL	1	1	1	1		
SW PRES HI 360PSI	1D15060P1	ALL	1	1	1	1	1	1	1	33-4	B
SW PRES LOW 15/35PSI	1D15059P1	ALL	1	1	1	1	1	1	1	33-5	B

USED ON AIR-COOLED UNITS WITH FAN SPEED CONTROL CONDENSERS.

SW PRES LOW 20/65PSI	1D16206P1	ALL	1	1	1	1	1	1	1	33-5	B
----------------------	-----------	-----	---	---	---	---	---	---	---	------	---

USED ON AIR-COOLED UNITS WITH LEE-TEMP RECEIVER'S AND WATER/GLYCOL/GLYCOOL COOLED UNITS.

### SCROLL

Part Description	Part #	Volts	Item Quantity per Tonnage							Figure #	RSP
			6Ton	8Ton	10Ton	15Ton	20Ton	22Ton	30Ton		
			PRESS SW DUAL PRESSURE	1D16204P1	380/400/415V			2	2		

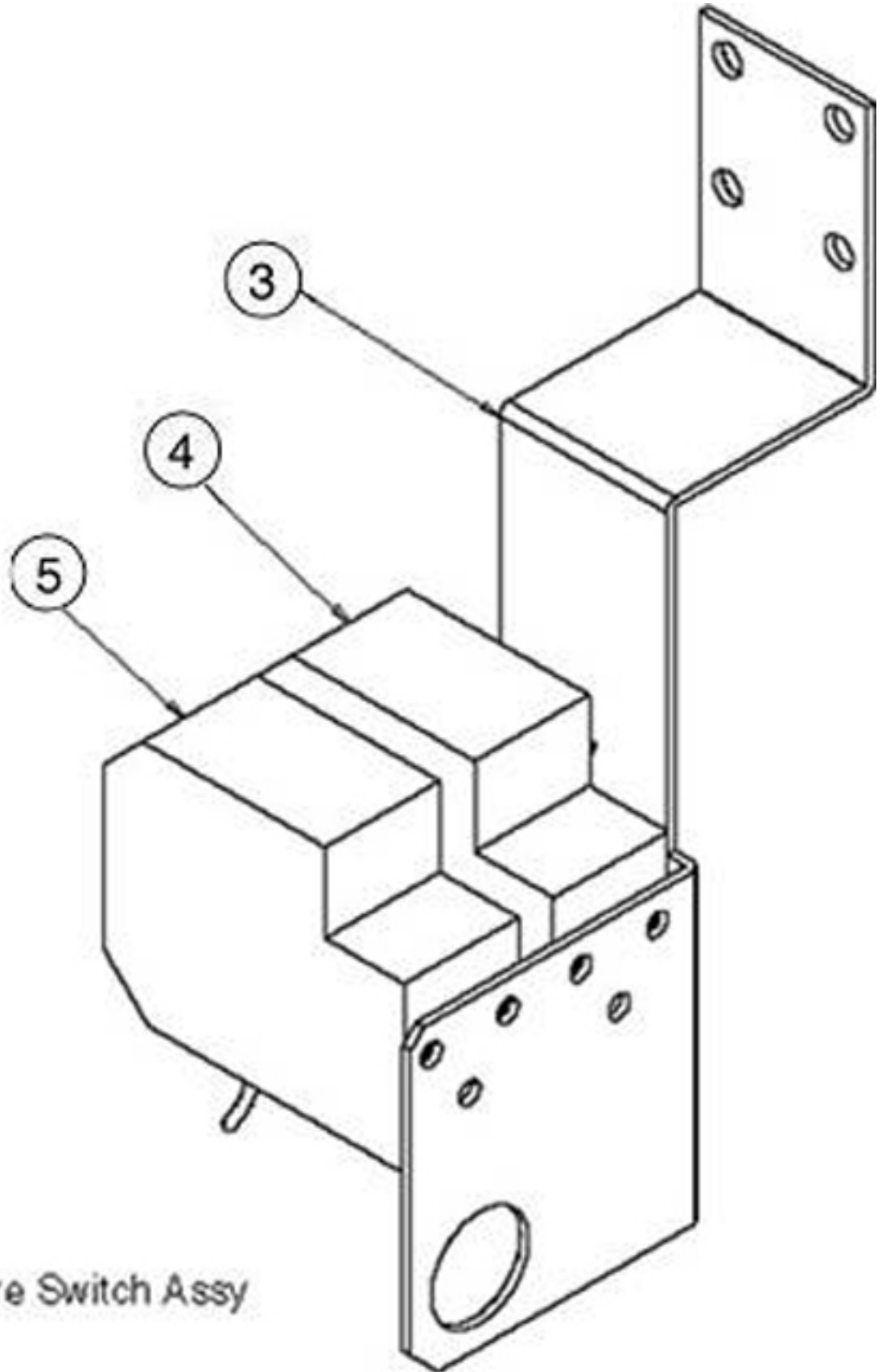
1D16204P1 IS USED ON AIR-COOLED UNITS WITH LEE-TEMP RECEIVER'S AND WATER/GLYCOL COOLED UNITS.

PRESS SW HI-LO 360/15-35 PSI	1D14684P1	380/400/415V			2	2	2			35-2	
------------------------------	-----------	--------------	--	--	---	---	---	--	--	------	--

1D14684P1 IS USED ON AIR-COOLED UNITS WITH FAN SPEED CONTROL CONDENSERS.

### UNLOADER REPLACEMENT PARTS

Part Description	Part #	Volts	Item Quantity per Tonnage							Figure #	RSP
			6Ton	8Ton	10Ton	15Ton	20Ton	22Ton	30Ton		
			COIL 24V FOR ALCO VALVE 707RA	P-5520	ALL		2	2	2		
COMPRESSOR CYL HD SCT CUTOFF UNL	1C16778P2	ALL		2	2	2	2	2	2		B
GASKET COMPRESSOR CYL HD UNLOAD	1C16777P1	ALL		2	2	2	2	2	2		B
GASKET COMPRESSOR STEMASSY SUCT	1C16987P1	ALL		2	2	2	2	2	2		B
SCREW CAP HX G8 PO 3/8-16 X 3"	100067	ALL		16	16	16	16	16	16		B
STEM ASSY COMPRESSOR SUCT HD	1C16988P1	ALL		2	2	2	2	2	2		B



Compressor Pressure Switch Assy

## 6.05 6 Ton Compressor Section

### COMPRESSOR OPTION- 6 TON

Part Description	Part #	Volts	Item Quantity per Tonnage					Figure #	RSP	
			6Ton	8Ton	10Ton	15Ton	20Ton			22Ton
BRKT CCH CARLYLE 808 & 313	C-1310	550V	4							
COMP S/HERM 200/30-3-5/6	C-050B	200/230-3-50/60	2						34-11	C
COMP S/HERM 208/230-3-60	06DA8086GC3200	208/230-3-60V	2						34-11	C
<b>COMPRESSOR TYPE : CARLYLE</b>										
COMP S/HERM 208/230-3-60	1C16603P1	208/230-3-60Hz	2						34-11	C
COMP S/HERM 380-3-60	1C16603P5	380-3-60Hz	2						34-11	C
COMP S/HERM 400/60-3-5/6	C-050A	380//460-3-50/60	2						34-11	C
COMP S/HERM 460-3-60	06DA8086GC3600	380//460-3-50/60	2						34-11	C
<b>COMPRESSOR TYPE : CARLYLE</b>										
COMP S/HERM 460-3-60	1C16603P2	380//460-3-50/60	2						34-11	C
COMP S/HERM 575-3-60	06DA8086GC3100	575-3-60V	2						34-11	C
<b>COMPRESSOR TYPE : CARLYLE</b>										
COMP S/HERM 575-3-60	1C16603P3	575-3-60Hz	2						34-11	C
COMP S/HERM 575-3-60 ERF1-0300	C-050C	575-3-60Hz	2						34-11	C
CRANKCASE HEATER 240V 50W	C06-0010	240V	2						34-32	C
<b>C06-0010 IS USED ON CARLYLE COMPRESSORS.</b>										
CRANKCASE HEATER 240V 65W	C05-3010	240V	2						34-32	C
<b>C05-3010 IS USED ON COPELAND COMPRESSORS.</b>										
CRANKCASE HEATER 440//480 50W	C06-0020	460V	2						34-32	C
<b>C06-0020 IS USED ON CARLYLE COMPRESSORS.</b>										
CRANKCASE HEATER 480V 65W	C05-3020	460V	2						34-32	C
<b>C05-3020 IS USED ON COPELAND COMPRESSORS.</b>										
CRANKCASE HEATER 550V 50W	C06-0030	550V	2						34-32	C
<b>C06-0030 IS USED ON CARLYLE COMPRESSORS.</b>										
CRANKCASE HEATER 550V 65W	C05-3030	575V	2						34-32	C
<b>C05-3030 IS USED ON COPELAND COMPRESSORS.</b>										
GASKET VALVE COMP SERVICE	C-087A	ALL	2						34-24	
<b>C-087A IS USED ON CARLYLE COMPRESSORS.</b>										
GASKET VALVE COMP SERVICE	C-088A	ALL	4						34-24	
<b>C-088A IS USED ON COPELAND COMPRESSORS.</b>										
KIT SPRING COMP MTG 1/2-13	C-0720	ALL	2						34-18	
<b>USED ON 6 TON COPELAND COMPRESSORS.</b>										
SCREW TPG SLHWH DYZ 1/4-20X1/2	1A15004P1	550V	4							
SPRING COMP MTG	C-0850	ALL	8						34-18	
<b>C-0850 IS USED ON CARLYLE COMPRESSORS.</b>										
SPRING RETAINER MTG	C-0860	ALL	8						34-17	
<b>C-0860 IS USED ON CARLYLE COMPRESSORS.</b>										
WASHER PLAIN FLAT Z 1/4"	S-1110	550V	4							

## 6.10 8 Ton Compressor Section

### COMPRESSOR OPTION- 8 TON

Part Description	Part #	Volts	Item Quantity per Tonnage					Figure #	RSP
			6Ton	8Ton	10Ton	20Ton	30Ton		
BRKT CCH CARLYLE 808 & 313	C-1310	550V		4					
COMP S/HERM 208/230-3-60	06DS3136GC3200	208/230-3-60V		2					
<b>COMPRESSOR TYPE : CARLYLE AND CARLYLE W/UNLOADER.</b>									
COMP S/HERM 208/230-3-60	1C16604P1	208/230-3-60Hz		2				34-11	C
COMP S/HERM 208/230-3-60	1C18809P1	208/230-3-60Hz		2				34-11	C
COMP S/HERM 208/30-3-5/6	C-050D	208/230-3-50/60		2				34-11	C
COMP S/HERM 380-3-60	1C16604P5	380-3-60Hz		2				34-11	C
COMP S/HERM 460-3-60	06DS3136GC3600	380//460-3-50/60		2					
<b>COMPRESSOR TYPE : CARLYLE AND CARLYLE W/UNLOADER.</b>									
COMP S/HERM 460-3-60	1C16604P2	380/460-3-50/60		2				34-11	C
COMP S/HERM 460-3-60	1C18809P2	380/460-3-50/60		2				34-11	C
COMP S/HERM 460-3-60	C-050E	380/460-3-50/60		2				34-11	C
COMP S/HERM 575-3-60	06DS3136GC3100	575-3-60V		2					
<b>COMPRESSOR TYPE : CARLYLE AND CARLYLE W/UNLOADER.</b>									
COMP S/HERM 575-3-60	1C16604P3	575-3-60Hz		2				34-11	C
COMP S/HERM 575-3-60	1C18809P3	575-3-60Hz		2				34-11	C
COMP S/HERM 575-3-60	C-050F	575-3-60Hz		2				34-11	C
CRANKCASE HEATER 240V 50W	C06-0010	240V		2				34-32	C
<b>C06-0010 IS USED ON CARLYLE COMPRESSORS.</b>									
CRANKCASE HEATER 240V 65W	C05-3010	240V		2				34-32	C
<b>C05-3010 IS USED ON COPELAND COMPRESSORS.</b>									
CRANKCASE HEATER 440//480 50W	C06-0020	460V		2				34-32	C
<b>C06-0020 IS USED ON CARLYLE COMPRESSORS.</b>									
CRANKCASE HEATER 480V 65W	C05-3020	460V		2				34-32	C
<b>C05-3020 IS USED ON COPELAND COMPRESSORS.</b>									
CRANKCASE HEATER 550V 50W	C06-0030	550V		2				34-32	C
<b>C06-0030 IS USED ON CARLYLE COMPRESSORS.</b>									
CRANKCASE HEATER 550V 65W	C05-3030	575V		2				34-32	C
<b>C05-3030 IS USED ON COPELAND COMPRESSORS.</b>									
GASKET VALVE COMP SERVICE	C-080N	ALL		2				34-24	
<b>C-080N IS USED ON COPELAND COMPRESSORS.</b>									
GASKET VALVE COMP SERVICE	C-087A	ALL		2				34-24	
<b>C-087A IS USED ON CARLYLE COMPRESSORS.</b>									
GASKET VALVE COMP SERVICE	C-088A	ALL		2				34-24	
<b>C-088A IS USED ON CARLYLE AND COPELAND COMPRESSORS.</b>									
KIT SPRING COMP MTG 1/2-13	C-0770	ALL		2				34-18	
<b>C-0770 IS USED ON 8 TON COPELAND COMPRESSORS.</b>									
SCREW TPG SLHWH DYZ 1/4-20X1/2	1A15004P1	550V		4					

# DH Deluxe

SPRING COMP MTG	C-0850	ALL		8						34-18	
C-0850 IS USED ON CARLYLE COMPRESSORS.											
SPRING RETAINER MTG	C-0860	ALL		8						34-17	
C-0860 IS USED ON CARLYLE COMPRESSORS.											
WASHER PLAIN FLAT Z 1/4"	S-1110	550V		4							



## 6.15 10 Ton Compressor Section

### COMPRESSOR OPTION-10 TON

Part Description	Part #	Volts	Item Quantity per Tonnage				Figure #	RSP		
			6Ton	8Ton	10Ton	15Ton			20Ton	22Ton
BRKT CCH CARLYLE 808 & 313	C-1310	550V			4					
COMP S/HERM 208/230 2DC3-0500	151030P1	208/230V			2				34-11	C
COMP S/HERM 208/230-3-60	06DS3136BC32	208/230-3-60V			2					
<b>COMPRESSOR TYPE : CARLYLE AND CARLYLE W/UNLOADER.</b>										
COMP S/HERM 208/230-3-60	1C16604P1	208/230-3-60Hz			2				34-11	C
COMP S/HERM 208/230-3-60	1C18809P1	208/230-3-60Hz			2				34-11	C
COMP S/HERM 380-3-60	1C16604P5	380-3-60Hz			2				34-11	C
COMP S/HERM 400-3-50	1C23269P2	380/400-3-50V			2				34-11	C
COMP S/HERM 460 2DC3-0500	151030P2	460V			2				34-11	C
COMP S/HERM 460 2DD3-0500-TFD	141487P2	380/415-3-50Hz			2				34-11	C
COMP S/HERM 460-3-60	06DS3136BC3600	380//460-3-50/60			2					
<b>COMPRESSOR TYPE : CARLYLE AND CARLYLE W/UNLOADER.</b>										
COMP S/HERM 460-3-60	1C16604P2	460-3-60Hz			2				34-11	C
COMP S/HERM 460-3-60	1C18809P2	380/460-3-50/60			2				34-11	C
COMP S/HERM 575 2DC3-0500	151030P3	575V			2				34-11	C
COMP S/HERM 575-3-60	06DS3136BC3100	575-3-60V			2					
<b>COMPRESSOR TYPE : CARLYLE AND CARLYLE W/UNLOADER.</b>										
COMP S/HERM 575-3-60	1C16604P3	575-3-60Hz			2				34-11	C
COMP S/HERM 575-3-60	1C18809P3	575-3-60Hz			2				34-11	C
CRANKCASE HEATER 240V 50W	C06-0010	208/230V			2				34-32	C
<b>C06-0010 IS USED ON CARLYLE COMPRESSORS.</b>										
CRANKCASE HEATER 240V 65W	C05-3010	240V			2				34-32	C
<b>C05-3010 IS USED ON COPELAND COMPRESSORS.</b>										
CRANKCASE HEATER 440//480 50W	C06-0020	460V			2				34-32	C
<b>C06-0020 IS USED ON CARLYLE COMPRESSORS.</b>										
CRANKCASE HEATER 480V 65W	C05-3020	480V			2				34-32	C
<b>C05-3020 IS USED ON COPELAND COMPRESSORS.</b>										
CRANKCASE HEATER 550V 50W	C06-0030	575V			2				34-32	C
<b>C06-0030 IS USED ON CARLYLE COMPRESSORS.</b>										
CRANKCASE HEATER 550V 65W	C05-3030	550V			2				34-32	C
<b>C05-3030 IS USED ON COPELAND COMPRESSORS.</b>										
GASKET VALVE COMP SERVC	C-080T	ALL			2				34-24	
<b>C-080T IS USED ON COPELAND COMPRESSORS.</b>										
GASKET VALVE COMP SERVICE	C-080N	ALL			2				34-24	
<b>C-080N IS USED ON COPELAND COMPRESSORS.</b>										
GASKET VALVE COMP SERVICE	C-087A	ALL			2				34-24	
<b>C-087A IS USED ON CARLYLE COMPRESSORS.</b>										

GASKET VALVE COMP SERVICE	C-088A	ALL			2					34-24	
<b>C-088A IS USED ON CARLYLE AND COPELAND COMPRESSORS.</b>											
SCREW TPG SLHWH DYZ 1/4-20X1/2	1A15004P1	550V			4						
SPRING COMP MTG	C-0850	ALL			8					34-17	
<b>C-0850 IS USED ON CARLYLE COMPRESSORS.</b>											
SPRING RETAINER MTG	C-0860	ALL			8					34-18	
<b>C-0860 IS USED ON CARLYLE COMPRESSORS.</b>											
WASHER PLAIN FLAT Z 1/4"	S-1110	550V			4						

## 6.20 15 Ton Compressor Section

### COMPRESSOR OPTION-15 TON

Part Description	Part #	Volts	Item Quantity per Tonnage					Figure #	RSP		
			6Ton	8Ton	10Ton	15Ton	20Ton			22Ton	30Ton
CLIP CRANKCASE HEATER	P-035A	ALL			2				34-37	C	
COMP S/HERM 208/230-3-60	06DS8186BC32	208/230-3-60Hz			2						
<b>COMPRESSOR TYPE : CARLYLE AND CARLYLE W/UNLOADER.</b>											
COMP S/HERM 208/230-3-60	1C16605P1	208/230-3-60Hz			2				34-11	C	
COMP S/HERM 208/230-3-60	1C18810P1	208/230-3-60Hz			2				34-11	C	
COMP S/HERM 380-3-60	1C16605P5	380-3-60Hz			2				34-11	C	
COMP S/HERM 460-3-60	06DS8186BC36	460-3-6			2						
<b>COMPRESSOR TYPE : CARLYLE AND CARLYLE W/UNLOADER.</b>											
COMP S/HERM 460-3-60	1C16605P2	380//460-3-50/60			2				34-11	C	
COMP S/HERM 460-3-60	1C18810P2	380//460-3-50/60			2				34-11	C	
COMP S/HERM 575-3-60	06DS8186BC31	575-3-60			2						
<b>COMPRESSOR TYPE : CARLYLE AND CARLYLE W/UNLOADER.</b>											
COMP S/HERM 575-3-60	1C16605P3	575-3-60Hz			2				34-11	C	
COMP S/HERM 575-3-60	1C18810P3	575-3-60Hz			2				34-11	C	
CRANKCASE HEATER 480V 75W	C-0820	460V			2				34-32	C	
CRANKCASE HEATER 575V 75W	C-0830	575V			2				34-32	C	
CRANKCASE HEATER PKG NO CARR	C05-0360	208/230V			2				34-32	C	
GASKET VALVE COMP SERVICE	C-087A	ALL			2				34-24		
<b>C-087A IS USED ON CARLYLE COMPRESSORS.</b>											
GASKET VALVE COMP SERVICE	C-088A	ALL			2				34-24		
<b>C-088A IS USED ON CARLYLE AND COPELAND COMPRESSORS.</b>											
SPRING COMP MTG	C-0850	ALL			8				34-18		
SPRING RETAINER MTG	C-0860	ALL			4				34-18		

## 6.25 20 Ton Compressor Section

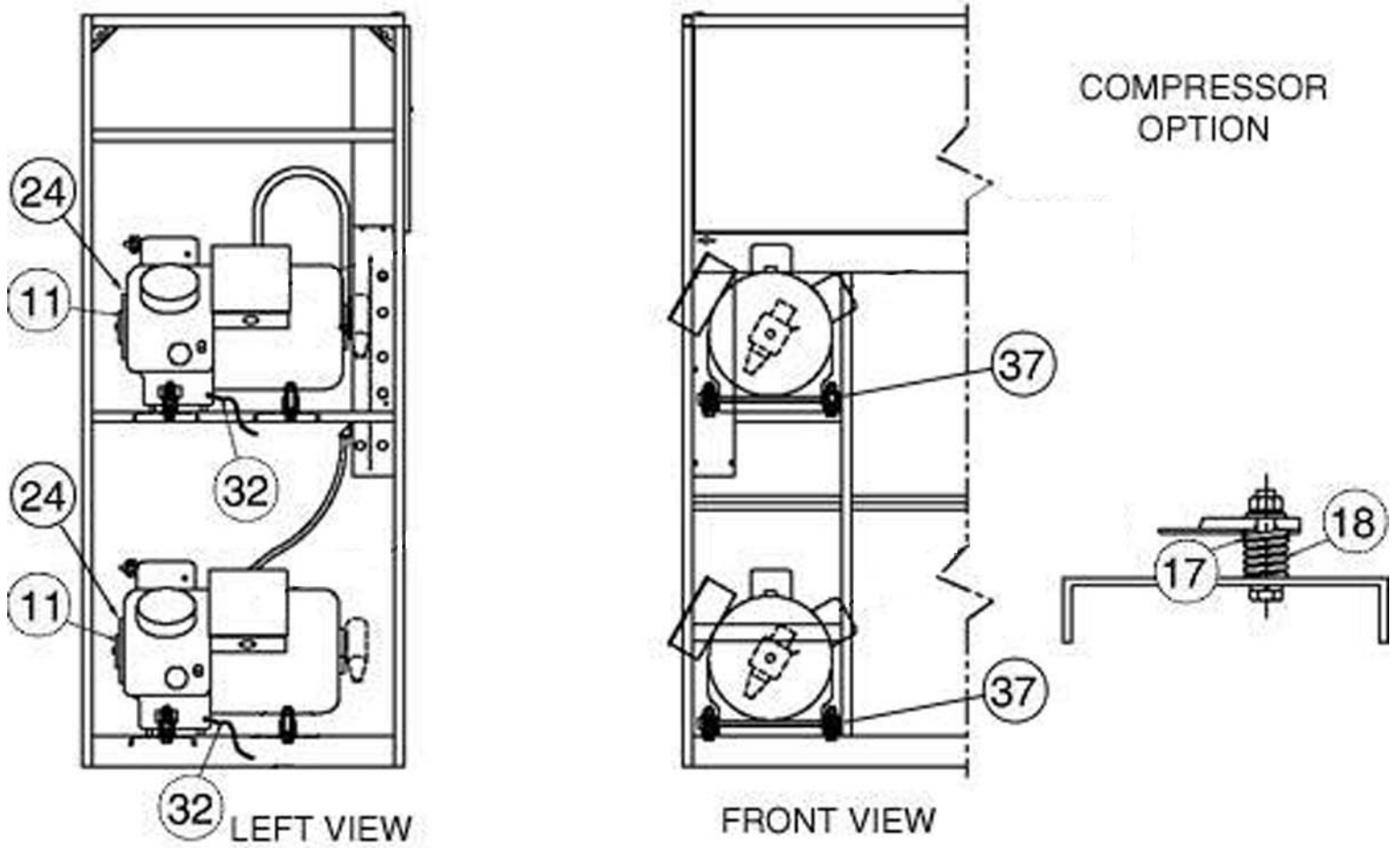
### COMPRESSOR OPTION-20 TON

Part Description	Part #	Volts	Item Quantity per Tonnage				Figure #	RSP
			6Ton	10Ton	20Ton	30Ton		
CLIP CRANKCASE HEATER	P-035A	ALL			2		34-37	C
COMP S/HERM 208/230-3-60	06DS8246BC320	208/230-3-60			2			
COMPRESSOR TYPE : CARLYLE AND CARLYLE W/UNLOADER.								
COMP S/HERM 208/230-3-60	06DS8256BC320	208/230-3-60V			2			
COMPRESSOR TYPE : CARLYLE AND CARLYLE W/UNLOADER.								
COMP S/HERM 208/230-3-60	175023P1	208/230-3-60Hz			2		34-11	C
COMP S/HERM 208/230-3-60	175024P1	208/230-3-60Hz			2		34-11	C
COMP S/HERM 380-3-60	175023P5	380-3-60Hz			2		34-11	C
COMP S/HERM 460-3-60	06DS8246BC360	380//460-3-50/6			2			
COMPRESSOR TYPE : CARLYLE AND CARLYLE W/UNLOADER.								
COMP S/HERM 460-3-60	06DS8256AC3600	380//460-3-50/60			2			
COMPRESSOR TYPE : CARLYLE AND CARLYLE W/UNLOADER.								
COMP S/HERM 460-3-60	175023P2	380//460-3-50/60			2		34-11	C
COMP S/HERM 460-3-60	175024P2	380//460-350/60H			2		34-11	C
COMP S/HERM 575-3-60	06DS8246BC310	575-3-60V			2			
COMPRESSOR TYPE : CARLYLE AND CARLYLE W/UNLOADER.								
COMP S/HERM 575-3-60	06DS8256BC310	575-3-60			2			
COMPRESSOR TYPE : CARLYLE AND CARLYLE W/UNLOADER.								
COMP S/HERM 575-3-60	175023P3	575-3-60Hz			2		34-11	C
COMP S/HERM 575-3-60	175024P3	575-3-60Hz			2		34-11	C
CRANKCASE HEATER 480V 75W	C-0820	460V			2		34-32	C
CRANKCASE HEATER 575V 75W	C-0830	575V			2		34-32	C
CRANKCASE HEATER PKG NO CARR	C05-0360	208/230V			2		34-32	C
GASKET VALVE COMP SERVICE	C-088A	ALL			2		34-24	
GASKET VALVE COMP SERVICE	C-089A	ALL			2		34-24	
SPRING COMP MTG	C-0840	ALL			8		34-18	
SPRING RETAINER MTG	C-0860	ALL			4		34-17	

## 6.30 22 Ton Compressor Section

### COMPRESSOR OPTION-22 TON

Part Description	Part #	Volts	Item Quantity per Tonnage				Figure #	RSP		
			6Ton	8Ton	10Ton	15Ton			20Ton	22Ton
CLIP CRANKCASE HEATER	P-035A	ALL					2	34-37	C	
COMP S/HERM 208/230-3-60	06DS3286BC32	208/230-3-60					2			
COMPRESSOR TYPE : CARLYLE AND CARLYLE W/UNLOADER.										
COMP S/HERM 208/230-3-60	1C16607P1	208/230-3-60Hz					2	34-11	C	
COMP S/HERM 208/230-3-60	1C18812P1	208/230-3-60Hz					2	34-11	C	
COMP S/HERM 380-3-60	1C16607P5	380-3-60Hz					2	34-11	C	
COMP S/HERM 460-3-60	06DS3286BC36	380//460-3-50					2			
COMPRESSOR TYPE : CARLYLE AND CARLYLE W/UNLOADER.										
COMP S/HERM 460-3-60	1C16607P2	380//460-3-50/60					2	34-11	C	
COMP S/HERM 460-3-60	1C18812P2	380//460-3-50/60					2	34-11	C	
COMP S/HERM 575-3-60	06DS3286BC31	575-3-60V					2			
COMPRESSOR TYPE : CARLYLE AND CARLYLE W/UNLOADER.										
COMP S/HERM 575-3-60	1C16607P3	575-3-60Hz					2	34-11	C	
COMP S/HERM 575-3-60	1C18812P3	575-3-60Hz					2	34-11	C	
CRANKCASE HEATER 480V 75W	C-0820	460V					2	34-32	C	
CRANKCASE HEATER 575V 75W	C-0830	575V					2	34-32	C	
CRANKCASE HEATER PKG NO CARR	C05-0360	208/230V					2	34-32	C	
GASKET VALVE COMP SERVICE	C-088A	ALL					2	34-24		
GASKET VALVE COMP SERVICE	C-089A	ALL					2	34-24		
KIT COMP MTG CP	1C16380P1	ALL					2	34-17		
SPRING COMP MTG	C-0840	ALL					8	34-17		
SPRING RETAINER MTG	C-0860	ALL					4	34-18		



## 6.40 30 Ton Compressor Section

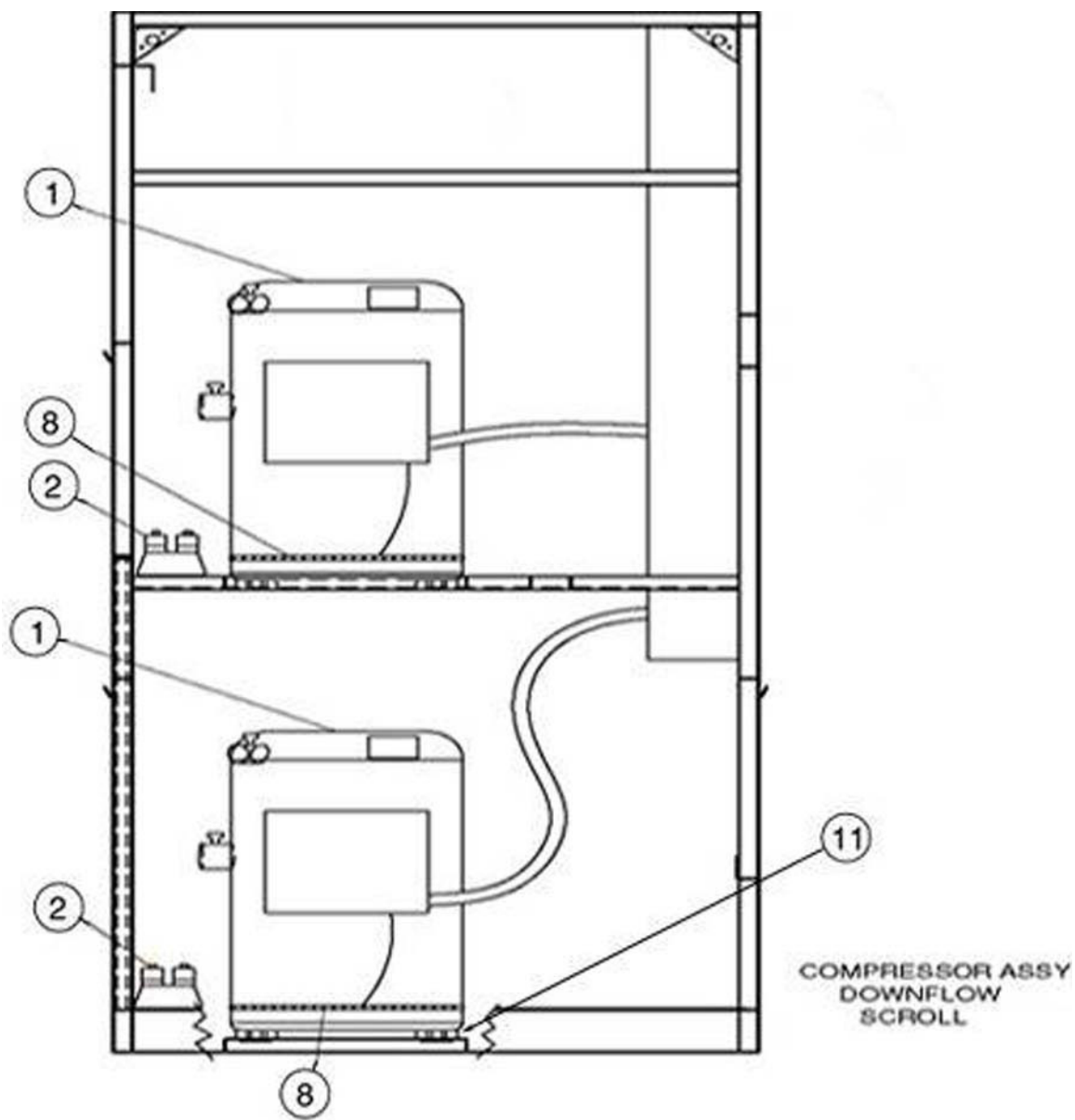
### COMPRESSOR OPTION-30 TON

Part Description	Part #	Volts	Item Quantity per Tonnage				Figure #	RSP		
			6Ton	8Ton	10Ton	15Ton			20Ton	22Ton
CLIP CRANKCASE HEATER	P-035A	ALL						2	34-37	C
COMP S/HERM 208/230-3-60	06DS5376BC1200	208/230-3-60V						2		
COMPRESSOR TYPE : CARLYLE AND CARLYLE W/UNLOADER.										
COMP S/HERM 208/230-3-60	125680P1	208/230-3-60Hz						2	34-11	C
COMP S/HERM 208/230-3-60	1C18259P1	208/230-3-60Hz						2	34-11	C
COMP S/HERM 460-3-60	06DS5376BC060	380//460-3-50/6						2		
COMPRESSOR TYPE : CARLYLE AND CARLYLE W/UNLOADER.										
COMP S/HERM 460-3-60	125680P2	380//460-3-50/60						2	34-11	C
COMP S/HERM 460-3-60	1C18259P2	380//460-3-50/60						2	34-11	C
COMP S/HERM 575-3-60	06DS5376BC01	575-3-60						2		
COMPRESSOR TYPE : CARLYLE AND CARLYLE W/UNLOADER.										
COMP S/HERM 575-3-60	125680P3	575-3-60Hz						2	34-11	C
COMP S/HERM 575-3-60	1C18259P3	575-3-60Hz						2	34-11	C
CRANKCASE HEATER 480V 75W	C-0820	460V						2	34-32	C
CRANKCASE HEATER 575V 75W	C-0830	575V						2	34-32	C
CRANKCASE HEATER PKG NO CARR	C05-0360	208/230V						2	34-32	C
GASKET VALVE COMP SERVICE	C-089A	ALL						2	34-24	
SPRING COMP MTG	C-0840	ALL						8	34-18	
SPRING RETAINER MTG	C-0860	ALL						4	34-17	

## 6.50 10 Ton Scroll Compressor Section

### SCROLL COMPRESSOR OPTION - 10 TON

Part Description	Part #	Volts	Item Quantity per Tonnage				Figure #	RSP		
			6Ton	8Ton	10Ton	15Ton			20Ton	22Ton
COMP SCRL ZR72KC-TFD W/ROTA	151143P2	380/400/415V			2				35-1	C
HEATER C/CASE 480V 70W SCROLL	134142P2	380/400/415V			2				35-8	
KIT COMP MTG SPRING	1A17649P1	380/400/415V			2				35-11	



### 6.60 15 Ton Scroll Compressor Section

#### SCROLL COMPRESSOR OPTION - 15 TON

Part Description	Part #	Volts	Item Quantity per Tonnage							Figure #	RSP
			6Ton	8Ton	10Ton	15Ton	20Ton	22Ton	30Ton		
COMP SCRL ZR11M3-TWD W/ ROTA	141182P2	380/400/415V				2				35-1	C
<b>MOUNTING KIT IS SUPPLIED WITH THE COMPRESSOR.</b>											
HEATER C/CASE 480V 70W SCROLL	151112P2	380/400/415V				2				35-8	C

### 6.70 20 Ton Scroll Compressor Section

#### SCROLL COMPRESSOR OPTION - 20 TON

Part Description	Part #	Volts	Item Quantity per Tonnage							Figure #	RSP
			6Ton	8Ton	10Ton	15Ton	20Ton	22Ton	30Ton		
COMP SCRL ZR16M3-TWD W/ ROTA	141183P2	380/400/415V					2			35-1	C
<b>MOUNTING KIT IS SUPPLIED WITH THE COMPRESSOR.</b>											
HEATER C/CASE 480V 70W SCROLL	151112P2	380/400/415V					2			35-8	C

### 7.10 6 Ton DX Coil Section

#### 6 TON DX COIL

Part Description	Part #	Volts	Item Quantity per Tonnage							Figure #	RSP
			6Ton	8Ton	10Ton	15Ton	20Ton	22Ton	30Ton		
COIL DX 06T D/V	138422G1	ALL	1							36-10	
VALVE EXP 1/2X5/8X1/4ODF 60"	P02-0180	ALL	2							36-12	B

### 7.20 8 Ton DX Coil Section

#### 8 TON DX COIL

Part Description	Part #	Volts	Item Quantity per Tonnage							Figure #	RSP
			6Ton	8Ton	10Ton	15Ton	20Ton	22Ton	30Ton		
COIL ASSY 08T	1D16583G1	ALL		1						36-10	
COIL DX 08T D/V	006-0007	ALL		1						36-10	
VALVE EXP 1/2X5/8X1/4ODF 60"	P02-0170	ALL		2						36-12	B



**7.30 10 Ton DX Coil Section****10 TON DX COIL**

Part Description	Part #	Volts	Item Quantity per Tonnage							Figure #	RSP
			6Ton	10Ton	20Ton	30Ton					
			8Ton	15Ton	22Ton						
COIL ASSY 10T	1D16584G1	ALL		1						36-10	
COIL DX 10T D/V	006-0009	ALL		1						36-10	
VALVE EXP 1/2X5/8X1/4ODF 60"	P02-0170	ALL		2						36-12	B

**7.40 15 Ton DX Coil Section****15 TON DX COIL**

Part Description	Part #	Volts	Item Quantity per Tonnage							Figure #	RSP
			6Ton	10Ton	20Ton	30Ton					
			8Ton	15Ton	22Ton						
COIL DX 15T 2S D/V 4R 9CKT	138422G2	ALL			1					36-10	
COIL DX 15T 4S D/V 4R 9CKT	1D16582G7	ALL				1				36-10	
VALVE EXP 7.5T 1/2X1-1/8X1/4"	138418P1	ALL				2				36-12	C

**7.50 20 Ton DX Coil Section****20 TON DX COIL**

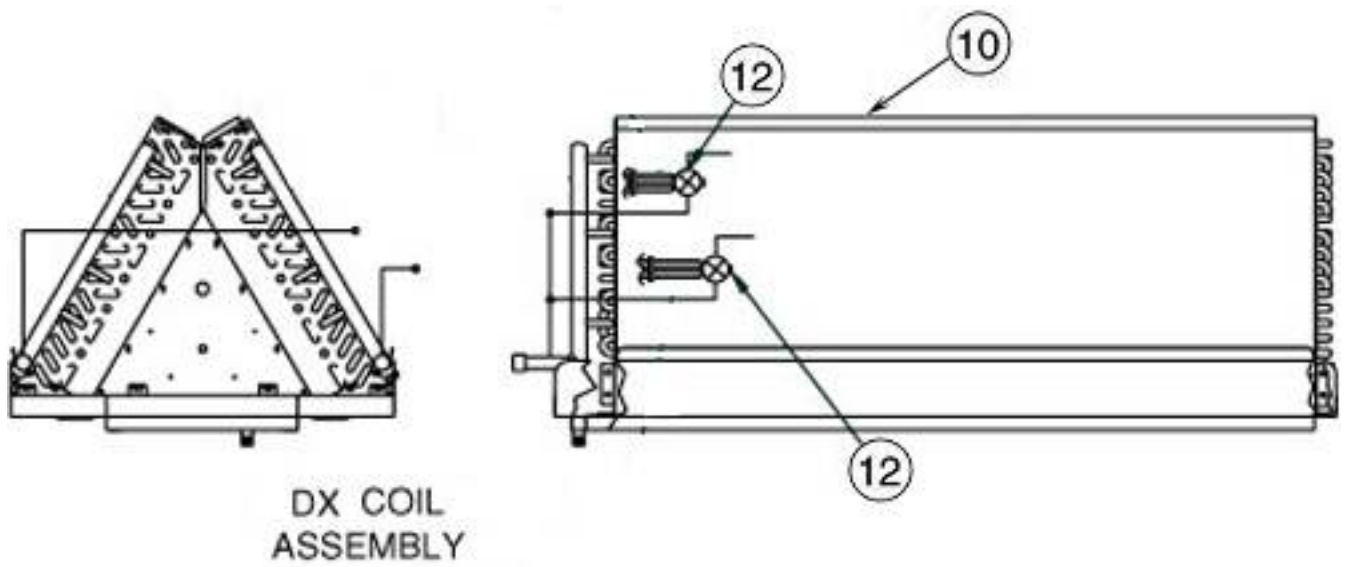
Part Description	Part #	Volts	Item Quantity per Tonnage							Figure #	RSP
			6Ton	10Ton	20Ton	30Ton					
			8Ton	15Ton	22Ton						
COIL 20T D/V 4ROW 9CKT	1D16582G2	ALL				1				36-10	
COIL DX 20T D/U	006-0051	ALL				1				36-10	
VALVE EXP 5/8X1-1/8X1/4ODF 60"	P02-0220	ALL				2				36-12	B

**7.60 22 Ton DX Coil Section****22 TON DX COIL**

Part Description	Part #	Volts	Item Quantity per Tonnage							Figure #	RSP
			6Ton	10Ton	20Ton	30Ton					
			8Ton	15Ton	22Ton						
COIL 22T D/V 4ROW 9CKT	1D16582G3	ALL					1			36-10	
COIL DX 22T D/V	006-0012	ALL					1			36-10	
VALVE EXP 5/8X1-1/8X1/4ODF 60"	P02-0210	ALL					2			36-12	B

**7.70 30 Ton DX Coil Section****30 TON DX COIL**

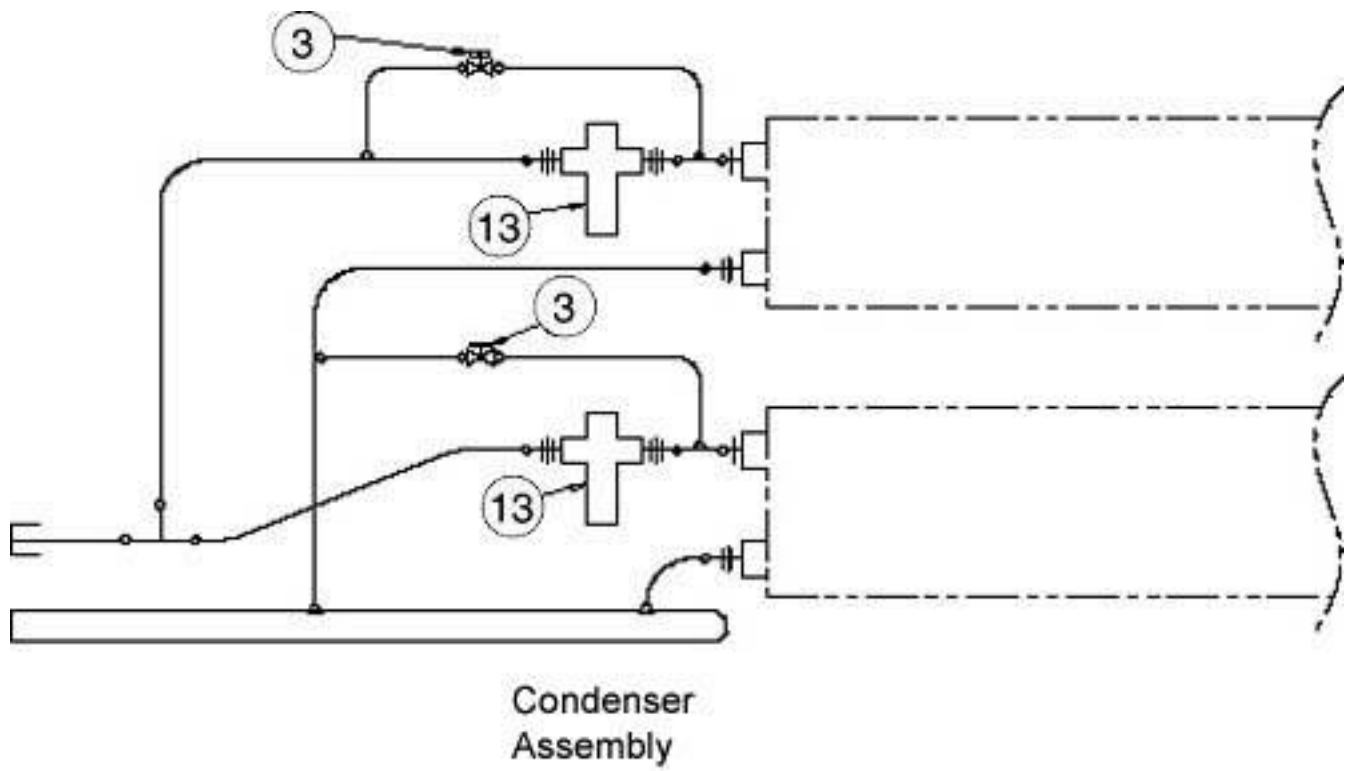
Part Description	Part #	Volts	Item Quantity per Tonnage							Figure #	RSP
			6Ton	10Ton	20Ton	30Ton					
			8Ton	15Ton	22Ton						
COIL 30T D/V 4ROW 24CKT 2STEP	1D16582G5	ALL						1		36-10	
COIL 30T D/V 4ROW 24CKT 4STEP	1D16582G4	ALL						1		36-10	
VALVE EXP 5/8X1-1/8X1/4ODF 60"	130992P2	ALL						2		36-12	C



## 8.10 2 Way Condenser Header With Bypass Section

### 2 WAY CONDENSER HEADER WITH BYPASS

Part Description	Part #	Volts	Item Quantity per Tonnage								Figure #	RSP
			6Ton	8Ton	10Ton	15Ton	20Ton	22Ton	30Ton			
VALVE GATE 3/4" SWT	P-3020	ALL	2	2	2	2	2	2	2	2	37-3	
P-3020 IS USED ON STANDARD PRESSURE UNITS.												
VALVE GATE 3/4" THD 300#WOG	P02-0130	ALL	2	2	2	2	2	2	2	2	37-3	
P02-0130 IS USED ON HIGH PRESSURE UNITS.												
VALVE H2O REG 2WAY 1"	171819P4	ALL	2	2	2	2					37-13	C
171894P4 IS USED ON HIGH PRESSURE WATER OR GLYCOL UNITS.												
VALVE H2O REG 2WAY 1" 300#	P-311A	ALL						2	2	2	37-13	C
P-311A IS USED ON HIGH PRESSURE WATER OR GLYCOL UNITS.												
VALVE H2O REG 2WAY 1" UB	131852P1	ALL	2	2	2	2					37-13	C
131852P1 IS USED ON STANDARD PRESSURE WATER OR GLYCOL UNITS.												
VALVE H2O REG 2WAY 1-1/4" UB	131852P2	ALL						2	2	2	37-13	C
131852P2 IS USED ON STANDARD PRESSURE WATER OR GLYCOL UNITS.												



## 8.20 2 Way Condenser Header Section

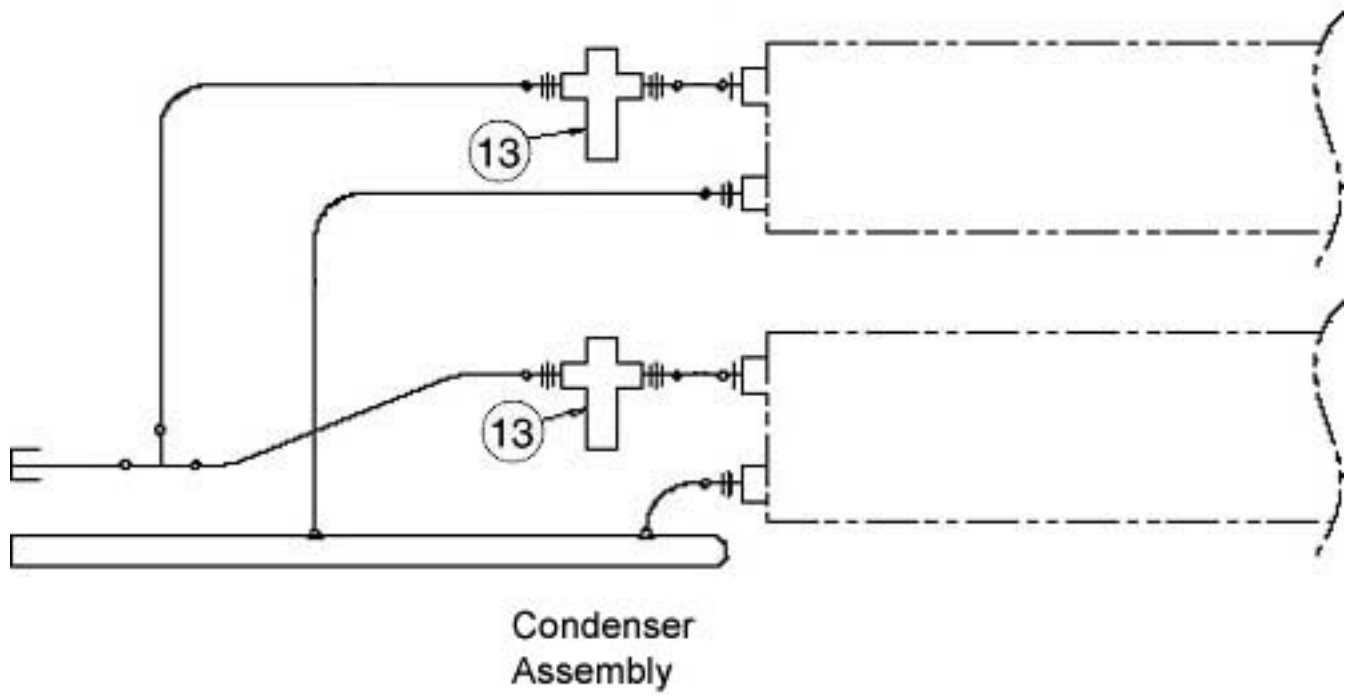
### 2 WAY CONDENSER HEADER

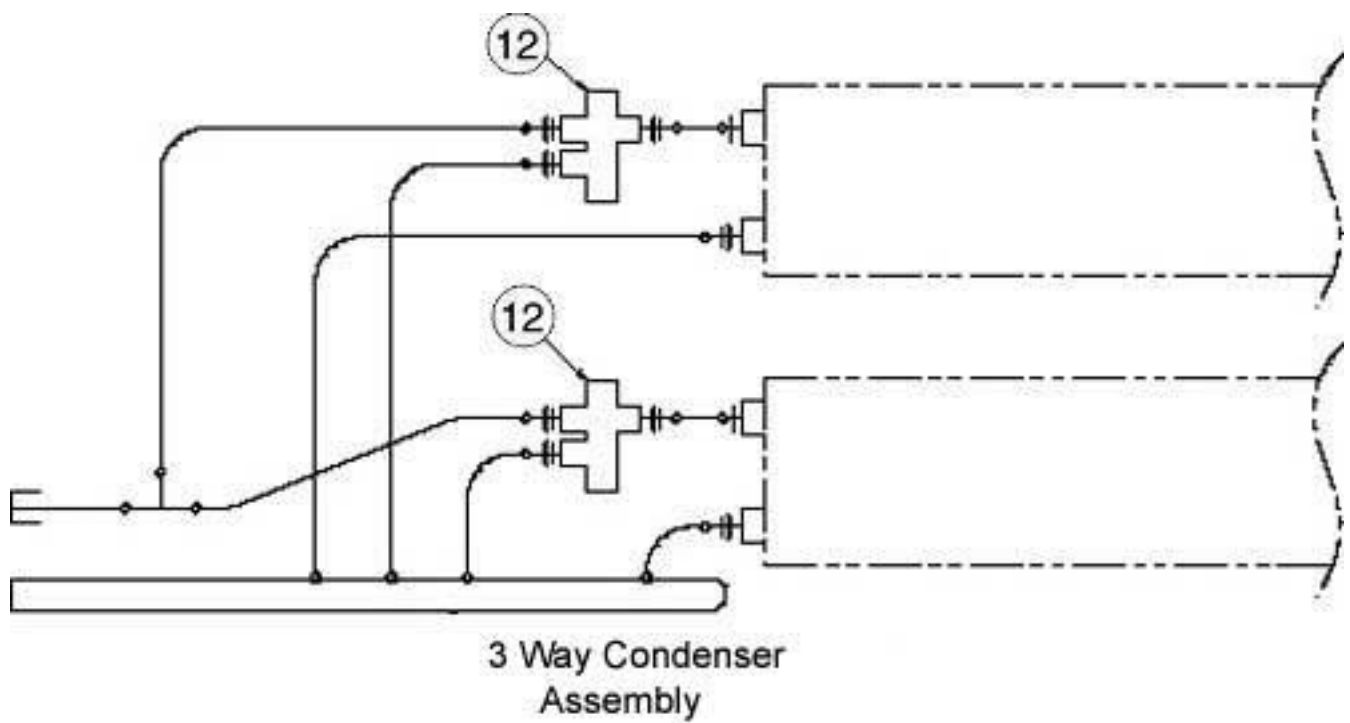
Part Description	Part #	Volts	Item Quantity per Tonnage							Figure #	RSP
			6Ton	8Ton	10Ton	15Ton	20Ton	22Ton	30Ton		
VALVE H2O REG 2WAY 1"	171819P4	ALL	2	2	2	2				38-13	C
<i>171819P4 IS USED ON HIGH PRESSURE WATER OR GLYCOL UNITS.</i>											
VALVE H2O REG 2WAY 1" 300#	P-311A	ALL					2	2	2	38-13	C
<i>P-311A IS USED ON HIGH PRESSURE WATER OR GLYCOL UNITS.</i>											
VALVE H2O REG 2WAY 1" UB	131852P1	ALL	2	2	2	2				38-13	C
<i>131852P1 IS USED ON STANDARD PRESSURE WATER OR GLYCOL UNITS.</i>											
VALVE H2O REG 2WAY 1-1/4" UB	131852P2	ALL					2	2	2	38-13	C
<i>131852P2 IS USED ON STANDARD PRESSURE WATER OR GLYCOL UNITS.</i>											

## 8.30 3 Way Condenser Header Section

### 3 WAY CONDENSER HEADER

Part Description	Part #	Volts	Item Quantity per Tonnage							Figure #	RSP
			6Ton	8Ton	10Ton	15Ton	20Ton	22Ton	30Ton		
VALVE H2O REG 3WAY 1"	P-311B	ALL					2	2	2	39-12	C
<i>P-311B IS USED ON HIGH PRESSURE WATER OR GLYCOL UNITS.</i>											
VALVE H2O REG 3WAY 1" UB	131853P1	ALL	2	2	2	2				39-12	C
<i>131853P1 IS USED ON STANDARD PRESSURE WATER OR GLYCOL UNITS.</i>											
VALVE H2O REG 3WAY 1" 350#	171818P4	ALL	2	2	2	2				39-12	C
<i>171818P4 IS USED ON HIGH PRESSURE WATER OR GLYCOL UNITS.</i>											
VALVE H2O REG 3WAY 1-1/4" UB	131853P2	ALL					2	2	2	39-12	C
<i>131853P2 IS USED ON STANDARD PRESSURE WATER OR GLYCOL UNITS.</i>											





## 8.40 Condenser Assembly Section

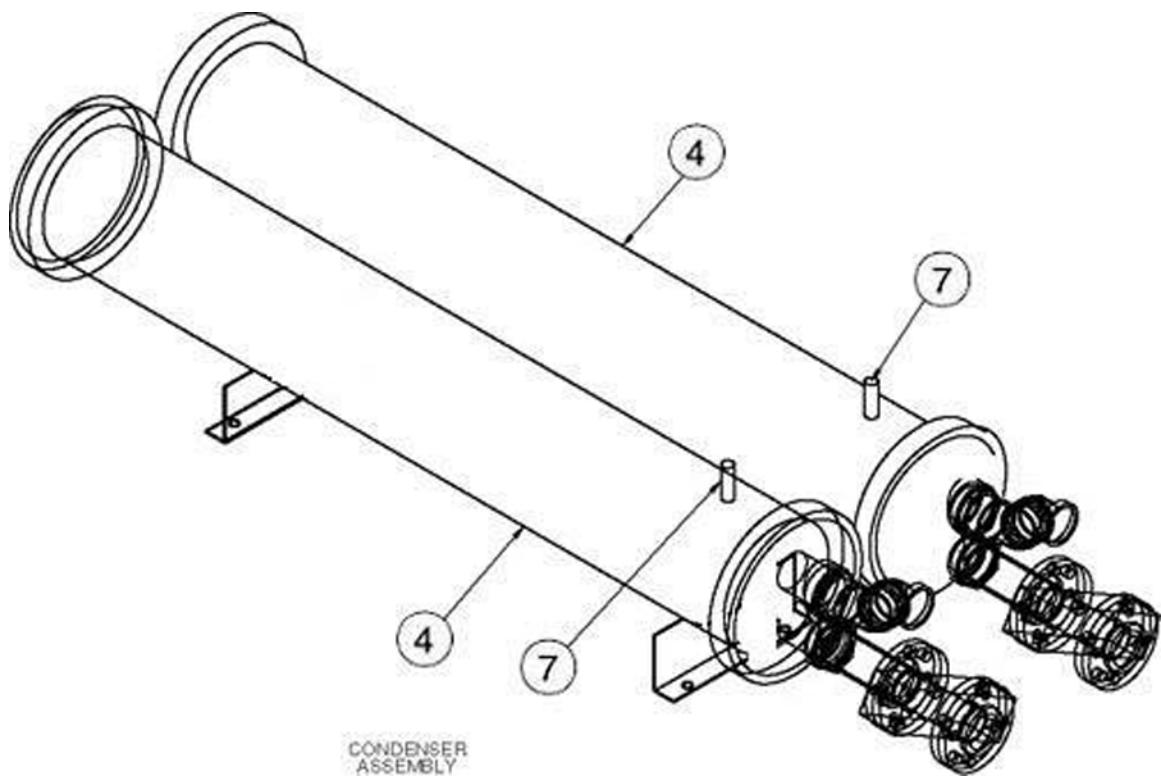
### CONDENSER ASSEMBLY-WATER COOLED

Part Description	Part #	Volts	Item Quantity per Tonnage							Figure #	RSP	
			6Ton	8Ton	10Ton	15Ton	20Ton	22Ton	30Ton			
CONDENSER SHL&TUBE 300# CU	J-002H	ALL						2	2		40-4	
<b>J-002H IS USED ON STANDARD PRESSURE UNITS.</b>												
CONDENSER SHL&TUBE 300# CU	J-004H	ALL					2				40-4	
CONDENSER SHL&TUBE 300# CU	J-009H	ALL	2	2	2						40-4	
CONDENSER SHL&TUBE 300# CU	J-011H	ALL						2	2	2	40-4	
<b>J-011H IS USED ON HIGH PRESSURE UNITS FOR 20-22 TON UNITS.</b>												
VALVE RELIEF 400#1/4MPTX3/8FLR	P-2830	ALL	2	2	2	2	2	2	2	2	40-7	B
<b>P-2830 HAS BEEN SUPERSEDED BY 168198P1. EFFECTIVE 4-20-03.</b>												
VALVE RELIEF 440#1/4MPTX3/8FLR	168198P1	ALL	2	2	2	2	2	2	2	2	40-7	B

### CONDENSER ASSEMBLY-GLYCOL OR GLYCOOL COOLED

Part Description	Part #	Volts	Item Quantity per Tonnage							Figure #	RSP	
			6Ton	8Ton	10Ton	15Ton	20Ton	22Ton	30Ton			
CONDENSER SHL&TUBE 300# CU	125685P2	ALL								2	40-4	
CONDENSER SHL&TUBE 300# CU	J-002H	ALL					2				40-4	
<b>J-002H IS USED ON STANDARD PRESSURE UNITS.</b>												
CONDENSER SHL&TUBE 300# CU	J-004H	ALL		2	2						40-4	
CONDENSER SHL&TUBE 300# CU	J-009H	ALL	2								40-4	
CONDENSER SHL&TUBE 300# CU	J-011H	ALL						2	2		40-4	
<b>J-011H IS USED ON HIGH PRESSURE UNITS FOR 20-22 TON UNITS.</b>												
VALVE RELIEF 400#1/4MPTX3/8FLR	P-2830	ALL	2	2	2	2	2	2	2	2	40-7	B
<b>P-2830 HAS BEEN SUPERSEDED BY 168198P1. EFFECTIVE 4-20-03.</b>												
VALVE RELIEF 440#1/4MPTX3/8FLR	168198P1	ALL	2	2	2	2	2	2	2	2	40-7	B





## 9.10 6-8-10 Ton Filter Section

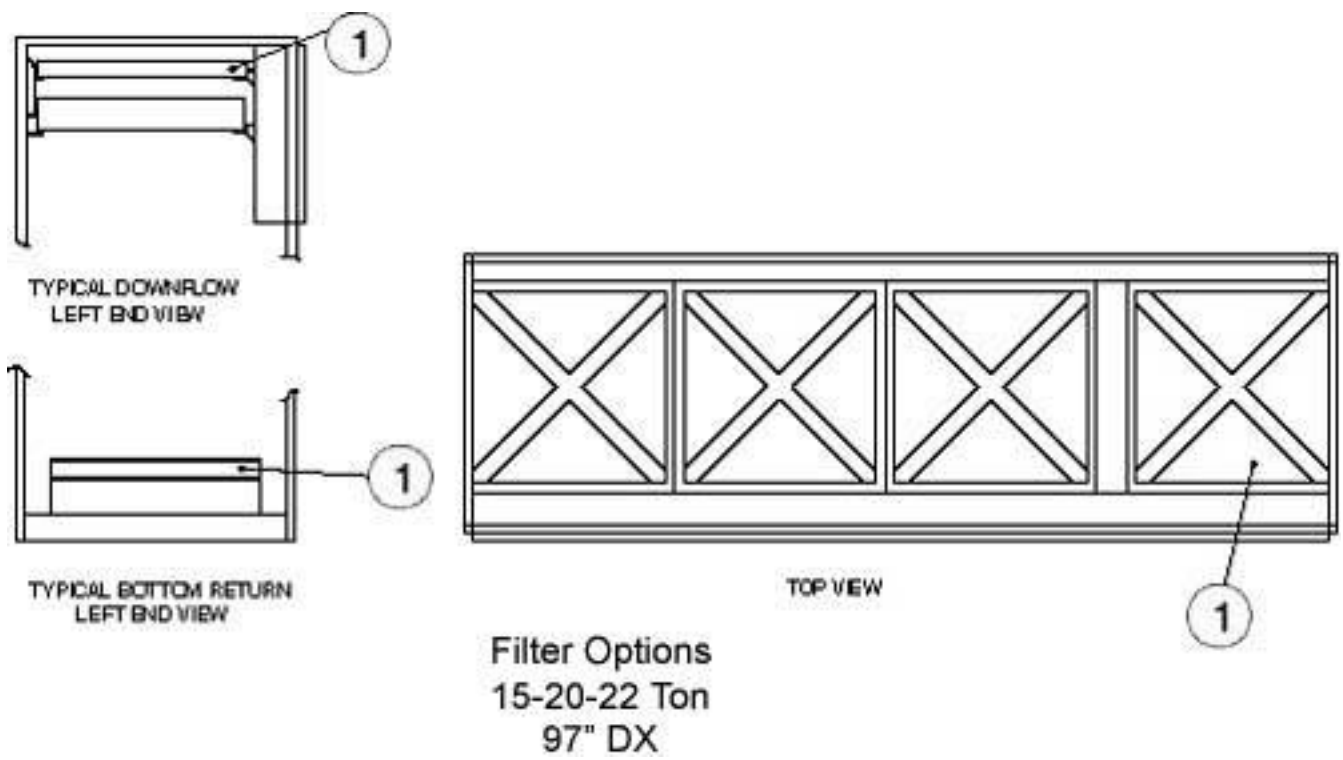
### 6/8/10 TON FILTER OPTION

Part Description	Part #	Volts	Item Quantity per Tonnage							Figure #	RSP
			6Ton	8Ton	10Ton	15Ton	20Ton	22Ton	30Ton		
			FILTER 2" 24.0X24.0 20%	A-0350	ALL	3	3	3			
FILTER 4" 24.0X24.0 20%	A-0010	ALL	3	3	3					41-1	A
FILTER 4" 24.0X24.0 30% ASHRAE	A-0380	ALL	3	3	3					41-1	A
FILTER 4" 24.0X24.0 45% ASHRAE	1A17806P6	ALL	3	3	3					41-1	A
FILTER 4" 24.0X24.0 60-65%	131042P2	ALL	3	3	3					41-1	A
FILTER 6" 24.0X24.0 65%	A-0030	ALL	3	3	3					41-1	A

## 9.20 15-20-22 Ton Filter Section

### 15/20/22 TON FILTER OPTION

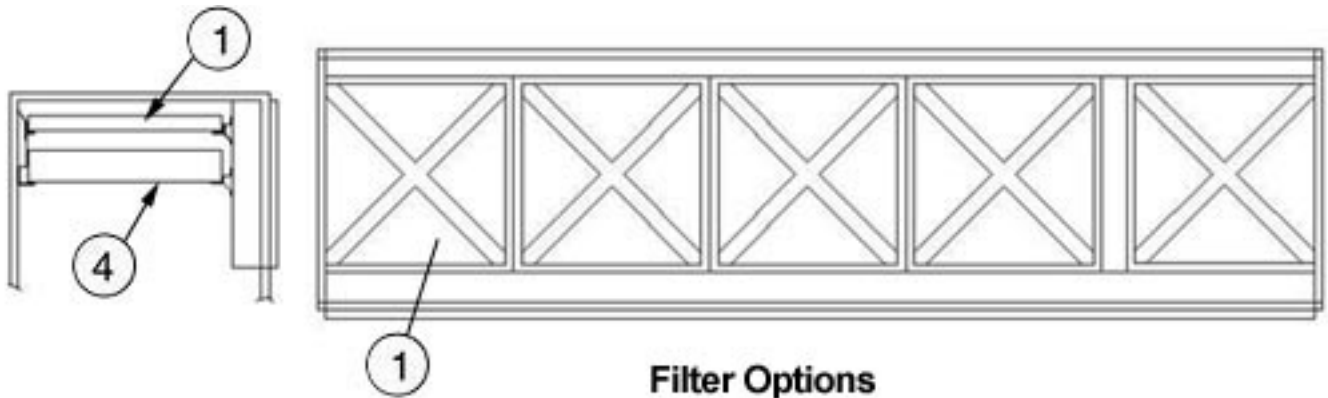
Part Description	Part #	Volts	Item Quantity per Tonnage							Figure #	RSP
			6Ton	8Ton	10Ton	15Ton	20Ton	22Ton	30Ton		
			FILTER 2" 24.0X24.0 20%	A-0350	ALL				4		
FILTER 4" 24.0X24.0 20%	A-0010	ALL				4	4	4		41-1	A
FILTER 4" 24.0X24.0 30% ASHRAE	A-0380	ALL				4	4	4		41-1	A
FILTER 4" 24.0X24.0 45% ASHRAE	1A17806P6	ALL				4	4	4		41-1	A
FILTER 4" 24.0X24.0 60-65%	131042P2	ALL				4	4	4		41-1	A
FILTER 6" 24.0X24.0 65%	A-0030	ALL				4	4	4		41-1	A



### 9.30 30 Ton Filter Section

#### 30 TON FILTER OPTION

Part Description	Part #	Volts	Item Quantity per Tonnage							Figure #	RSP
			6Ton	10Ton	20Ton	30Ton					
			8Ton	15Ton	22Ton						
FILTER 2" 24.0X24.0 20%	A-0350	ALL							5	42-1	A
FILTER 4" 24.0X24.0 20%	A-0010	ALL							5	42-4	A
FILTER 4" 24.0X24.0 30% ASHRAE	A-0380	ALL							5	42-4	A
FILTER 4" 24.0X24.0 45% ASHRAE	1A17806P6	ALL							5	42-4	A
FILTER 4" 24.0X24.0 60-65%	131042P2	ALL							5	42-4	A
FILTER 6" 24.0X24.0 65%	A-0030	ALL							5	42-4	A



**Filter Options**  
**30 Ton**  
**120" DX**

## 10.10 Klockner-Moeller Disconnect Section

### KLOCKNER-MOELLER DISCONNECT OPTION

Part Description	Part #	Volts	Item Quantity per Tonnage							Figure #	RSP
			6Ton	10Ton	20Ton	30Ton					
			8Ton	15Ton	22Ton						
ACCNT 72" 00/15 K/M	1D16721G14	ALL	1	1	1					43-8	
ACCNT 97" 00/15 K/M	1D16721G16	ALL				1	1	1	1	43-8	
BEZEL S3 ON/OFF/DISC	S-6210	ALL	1	1	1	1	1	1	1	43-19	
COLLAR LKG DISC W/2 SCREWS KM	1C18354P1	ALL	1	1	1	1	1	1	1	43-30	
HANDLE DISC SWT/FACEPLATE K/M	1C18352P1	ALL	1	1	1	1	1	1	1	43-30	
PLATE DISC K/M	1C18707P1	ALL	1	1	1	1	1	1	1	43-18	
PLATE DISC MTG HANDLE	124597P1	ALL	1	1	1	1	1	1	1	43-30	
PULL BAR RIGHT/LEFT	1C13815P1	ALL	2	2	2	2	2	2	2	43-13	
SHAFT EXTENSION K/M DISC SWT	1A18353P1	ALL	1	1	1	1	1	1	1	43-31	
TRIM ALUM ACCENT	T-0220	ALL	1	1	1					43-20	
TRIM ALUM ACCENT	T-0240	ALL				1	1	1	1	43-20	

## 10.20 General Electric Locking Disconnect Section

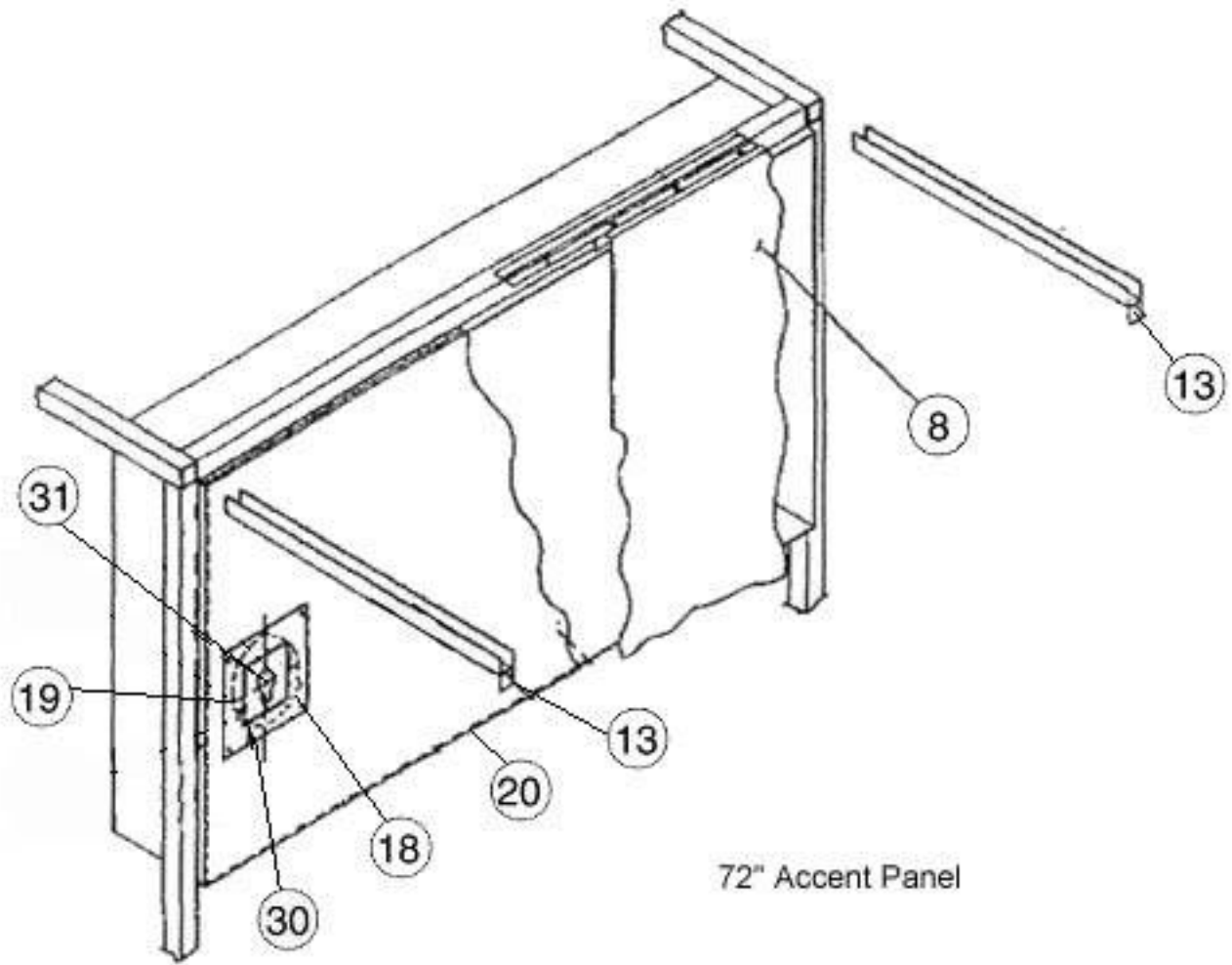
### GENERAL ELECTRIC LOCKING DISCONNECT OPTION

Part Description	Part #	Volts	Item Quantity per Tonnage							Figure #	RSP
			6Ton	10Ton	20Ton	30Ton					
			8Ton	15Ton	22Ton						
ACCNT 72" 00/15 LOK	1D16721G1	ALL	1	1	1					43-8	
ACCNT 97" 00/15 LOK	1D16721G3	ALL				1	1	1	1	43-8	
BEZEL S3 ON/OFF/DISC	S-6210	ALL	1	1	1	1	1	1	1	43-19	
PLATE LOCKING DISC 6//22T	F30-0030	ALL	1	1	1	1	1	1	1	43-18	
PULL BAR RIGHT/LEFT	1C13815P1	ALL	2	2	2	2	2	2	2	43-13	
TRIM ALUM ACCENT	T-0220	ALL	1	1	1					43-20	
TRIM ALUM ACCENT	T-0240	ALL				1	1	1	1	43-20	

## 10.30 General Electric Non-Locking Disconnect Section

### GENERAL ELECTRIC NON-LOCKING DISCONNECT OPTION

Part Description	Part #	Volts	Item Quantity per Tonnage							Figure #	RSP
			6Ton	10Ton	20Ton	30Ton					
			8Ton	15Ton	22Ton						
ACCNT 72" 00/15 N/L	1D16721G4	ALL	1	1	1					43-8	
ACCNT 97" 00/15 N/L	1D16721G6	ALL				1	1	1	1	43-8	
BEZEL S3 ON/OFF/DISC	S-6210	ALL	1	1	1	1	1	1	1	43-19	
PLATE NON LOCKING DISC 6//22T	F30-0040	ALL	1	1	1	1	1	1	1	43-18	
PULL BAR RIGHT/LEFT	1C13815P1	ALL	2	2	2	2	2	2	2	43-13	
TRIM ALUM ACCENT	T-0220	ALL	1	1	1					43-20	
TRIM ALUM ACCENT	T-0240	ALL				1	1	1	1	43-20	



**10.40 No Disconnect Section****NO DISCONNECT OPTION**

Part Description	Part #	Volts	Item Quantity per Tonnage							Figure #	RSP
			6Ton	10Ton	20Ton	30Ton					
			8Ton	15Ton	22Ton						
ACCNT 72" 00/15	1D16721G7	ALL	1	1	1					43-8	
ACCNT 97" 00/15	1D16721G9	ALL			1	1	1	1	43-8		
COVER DISCONNECT BLANK-OFF	F02-9570	ALL	1	1	1	1	1	1			
PULL BAR RIGHT/LEFT	1C13815P1	ALL	2	2	2	2	2	2	43-13		
TRIM ALUM ACCENT	T-0220	ALL	1	1	1				43-20		
TRIM ALUM ACCENT	T-0240	ALL			1	1	1	1	43-20		

**10.50 Exterior Panel Section****EXTERIOR PANEL SECTION**

Part Description	Part #	Volts	Item Quantity per Tonnage							Figure #	RSP
			6Ton	10Ton	20Ton	30Ton					
			8Ton	15Ton	22Ton						
PANEL EXT LFT-REAR 120"	1C21770P4	ALL							2	44-10	
PANEL EXT END- LEFT/RIGHT	1C21770P2	ALL	2	2	2	2	2	2	2	44-10	
PANEL EXT FR-BTM RR-MDL&BTM	F02-7080	ALL	3	3	3					44-2	
PANEL EXT FR-BTM RR-MDL&BTM	F02-7100	ALL			3	3	3	3	44-2		
PANEL EXT FR-MDL RR-TOP	F02-7110	ALL	2	2	2				44-3		
PANEL EXT FR-MDL RR-TOP	F02-7130	ALL			2	2	2	2	44-3		