
Mini Mate 2 (2 and 3 Ton) Parts Manual

Evaporator



While every precaution has been taken to ensure accuracy and completeness in this manual, Liebert Corporation assumes no responsibility, and disclaims all liability for damages resulting from use of this information or for any errors or omissions.

© 2010 Liebert Corporation All rights reserved throughout the world. Specifications are subject to change without notice.

® Liebert and the Liebert logo are the registered trademarks of the Liebert Corporation

| | |
|--|-----------|
| 1. Product Description | 2 |
| 2. Model Number Definition | 4 |
| 3. Mini Mate 2 Families | 5 |
| 4. Blower/Motor Section | 6 |
| 4.1. Standard Blower | 6 |
| 4.2. High Static Blower | 7 |
| 5. Coil Section | 8 |
| 6. Humidifier Section | 9 |
| 6.1. Humidifier None | 9 |
| 6.2. Humidifier SGH | 10 |
| 6.3. Humidifier Detail | 11 |
| 6.4. No Humidifier Remote Contact | 12 |
| 7. Reheat Section | 13 |
| 8. Piping Section | 14 |
| 8.1. DX Split System w/ Hot Water Reheat | 14 |
| 8.1.1. Piping HWRH EVAP | 14 |
| 8.2. DX Split Ststem w/ Freecooling | 15 |
| 8.2.1. PIPING HWRH EBAP 2/3T MM2 | 15 |
| 8.3. CW 2 Way w/ Hot Water Reheat | 16 |
| 8.3.1. PIPING ASSEMBLY RETURN HIGH DIFF | 16 |
| 8.4. CW 3 Way w/ Hot Water Reheat | 17 |
| 8.4.1. PIPING CW 2/3T MM2 EVAP | 17 |
| 9. Access Panel Section | 18 |
| 9.1. Evaporator Section | 18 |
| 9.2. Condenser Section – AIR | 19 |
| 9.3. Condenser Section – W/G | 19 |
| 10. Electrical Section | 20 |
| 10.1. EP 1 Phase | 20 |
| 10.2. EP 3 Phase | 22 |
| 10.3. EP 1 Phase w/ SCR Reheat | 24 |
| 10.3.1. Control Reheat SCR Assembly | 25 |
| 10.4. EP 2 Phase w/ SCR Reheat | 26 |
| 10.4.1. Control SCR Reheat Assembly | 27 |
| 10.5. EP Freecooling Components | 28 |
| 10.6. Wall Controller | 28 |
| 11. Options Miscellaneous | 29 |
| 11.1. Filter Clog | 29 |
| 11.2. Firestat | 29 |
| 11.3. Smoke Detector | 30 |
| 11.3.1. Smoke Detector Enclosure | 31 |
| 11.4. Filter Box Assembly | 31 |
| 11.5. Air Distribution Plenum | 32 |
| 11.6. Condensate Pump Kits | 32 |
| 11.7. Single Point Power Kit | 33 |
| 11.8. Field Add-On Kits | 33 |
| 12. Parts Gallery | 34 |
| 13. Revision Page | 38 |

1. Product Description

The **Mini-Mate2** is a split system air, water/glycol cooled unit, or self contained chilled water unit.

The **Evaporator Section** includes the evaporator coil, factory mounted disconnect switch, blower assembly, and microprocessor control with wall mounted control box. The unit is provided with supply and return air openings for field supplied ducting. Evaporator sections are available in 208/230 Volt 1-phase or 277 Volt 1-phase models. 3-ton Evaporators are also available in 208/230 Volt 3-phase, or 460 Volt 3-phase models. Evaporators can be configured with canister humidifier and/or reheat. A condensing unit must be selected for each evaporator.

The **Evaporator** can also be ordered as a belt-drive unit. In this configuration the blower and direct drive motor are removed from the evaporator, and replaced by the high static blower assembly. The high static blower assembly is ordered separately.

Microprocessor Control includes a 2 line, 16 character, wall-mounted LCD display which provides temperature set point and sensitivity adjustment, humidity set point and sensitivity adjustment, digital display of temperature, humidity, set points and sensitivities, and alarm conditions. An 8-key membrane keypad for setpoint/program control, unit on/off, fan speed, and alarm silence is located below the LCD display. The display can be located up to 300 ft (91.4 m) from the evaporator unit, using field supplied wire. Temperature and humidity sensors are located in the wallbox.

Air Cooled Condensing Units

MCD Centrifugal Fan Unit includes scroll compressor, factory mounted disconnect switch, condenser coil, centrifugal blower assembly, high pressure switch, Lee-Temp head pressure control system, and filter drier. Unit must be mounted indoors. Duct flanges are provided. (See pricing for voltages). Hot Gas Bypass is available as an option.

Prop Fan Condensing Unit includes scroll compressor, condenser coil, prop fan, high pressure switch, Lee-Temp head pressure control, and filter drier. Unit is designed for outdoor location (see pricing for voltages). Condensing unit is available with optional hot gas bypass, Quiet-line, and high ambient models (Consult the Prop Fan Condensing Unit Price Book for optional selections).

MCD Water/Glycol Condensing Unit includes a scroll compressor, factory mounted disconnect switch, coaxial condenser, two-way or optional three-way water regulating valve, and filter drier. Design pressure is 150 psi (1034 kPa) or optional 300 psi (2068 kPa). (See pricing for voltages and complete model number). Drycooler(s) and pump(s) selected separately for applications using glycol loop.

Chilled Water Models are self-contained and include chilled water coil, slow close two-way solenoid valve, and factory mounted disconnect switch. Design pressure is 300 psi (2068 kPa) static pressure, with 60 psi (414 kPa) close-off pressure rating.

Optional Factory Installed Equipment

Evaporator Options

Electric Reheat includes 304/304 stainless steel finned tubular reheat, with high limit safety switch.

SCR Electric Reheat includes the controller and software to provide full cooling with modulating reheat.

Hot Water Reheat includes a hot water coil, 2-way solenoid valve, and Y-strainer. Note: this option not available with free-cooling option or other reheat options.

Humidifier Package includes steam generating type humidifier with automatic flushing circuit, inlet strainer, drain, and solenoid valves. Humidifier Problem alarm is annunciated to wallbox.

Free-Cooling coil can be ordered with the evaporator section. This option contains a 3-way, slow-close solenoid valve, thermostat, flushing circuit, and separated supply and return

pipng for chilled water cooling. A 3-way regulating valve is recommended for the water/glycol condensing unit.

Smoke Detector is factory wired to provide an audible and visual alarm at the control display, and shuts the unit off.

Firestat senses return air temperature and shuts down unit if temperature reaches the 125°F (51.7°C).

Filter Clog senses pressure drop across the filters and annunciates the display upon reaching a customer set point.

Condensing Unit Options

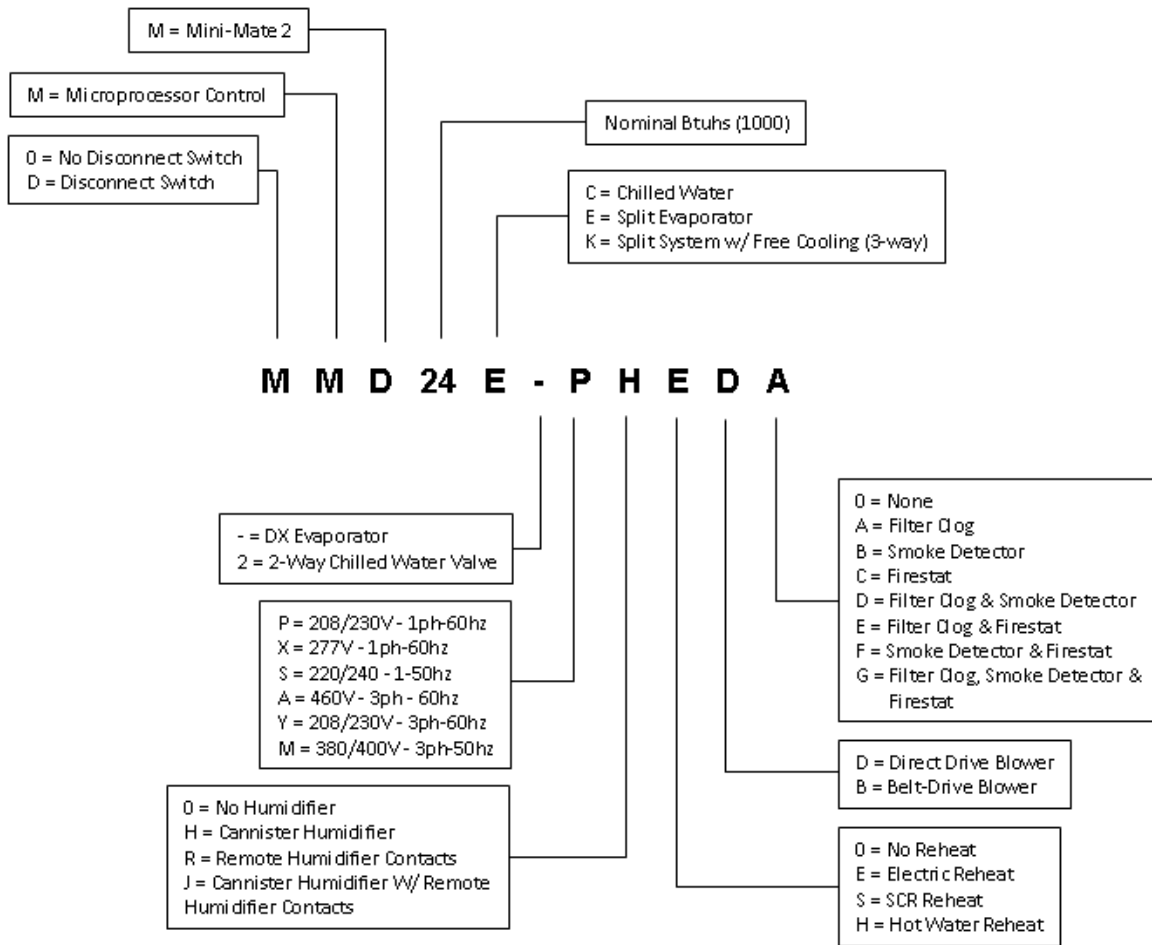
Hot Gas Bypass includes bypass valve, solenoid valve, and necessary piping for manual capacity modulation.

High Ambient, Quietline, and Hot Gas Bypass options are also available on Prop-Fan Condensing Units. Consult Prop-Fan Condensing Unit Pricebook for pricing.

Ship Loose Accessories

Filter Box (for ducted applications) includes filter box with duct flange connection, 20"x 20"x 4" (508mm x 508mm x 102mm) filter, and a duct flange for use on the supply air opening of the unit. Available with 20% or 30% filters.

2. Model Number Definition

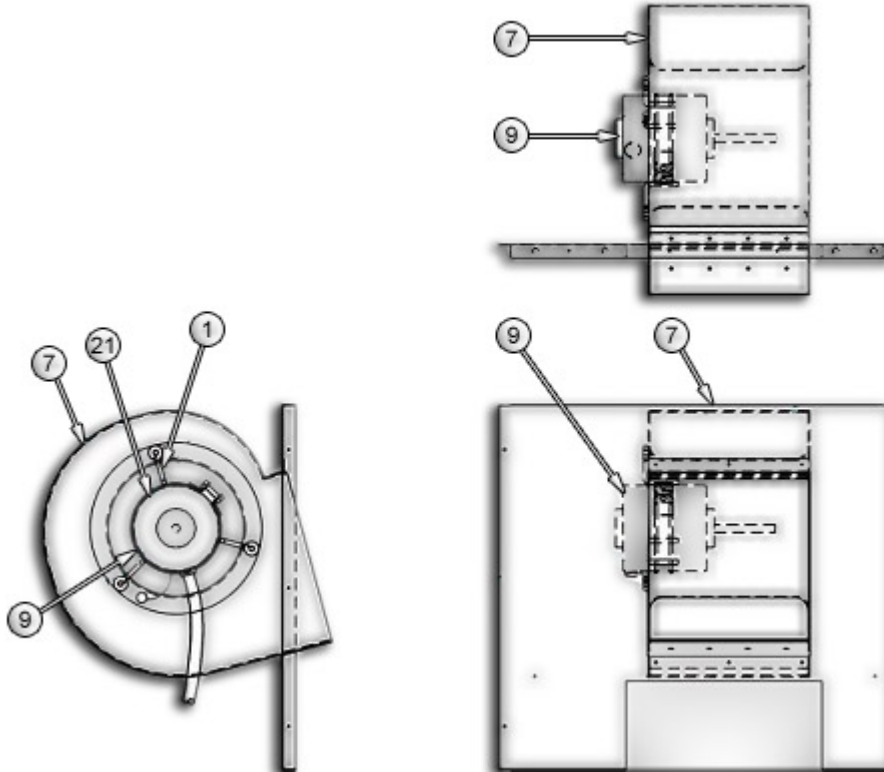


3. Mini Mate 2 Families

| | 208/230-1-60 | 277-1-60 | 208/230-3-60 | 460-3-60 | 220/240-1-50 | 380/400-3-50 |
|----------------------------|--------------|----------|--------------|----------|--------------|--------------|
| SPLIT EVAPORATOR | | | | | | |
| 1.0 TON | MMD12E-P | MMD12E-X | N/A | N/A | MMD11A-S | N/A |
| 1.5 TON | MMD18E-P | MMD18E-X | N/A | N/A | MMD17A-S | N/A |
| 2.0 TON | MMD24E-P | MMD24E-X | N/A | N/A | MMD23E-S | MMD23E-M |
| 3.0 TON | MMD36E-P | MMD36E-X | MMD36E-Y | MMD36E-A | MMD35E-S | MMD35E-M |
| AIR COOLED | | | | | | |
| 1.0 TON | MMD12A-P | N/A | N/A | N/A | N/A | N/A |
| 1.5 TON | N/A | N/A | N/A | N/A | N/A | N/A |
| 2.0 TON | MCD24A-P | MCD24A-X | N/A | N/A | MCD23A-S | MCD23A-M |
| 3.0 TON | MCD36A-P | MCD36A-X | MCD36A-Y | MCD36A-A | MCD35A-S | MCD35A-M |
| WATER/GLYCOL COOLED | | | | | | |
| 1.0 TON | MMD14W-P | MMD14W-X | N/A | N/A | MMD13W-S | N/A |
| 1.5 TON | MMD20W-P | MMD20W-X | N/A | N/A | MMD19W-S | N/A |
| 2.0 TON | MCD26W-P | MCD26W-X | N/A | N/A | MCD25W-S | MCD25W-M |
| 3.0 TON | MCD38W-P | MCD38W-X | MCD38W-Y | MCD38W-A | MCD37W-S | MCD37W-M |
| CHILLED WATER | | | | | | |
| 1.0 TON | N/A | N/A | N/A | N/A | N/A | N/A |
| 1.5 TON | MMD23C-P | MMD23C-X | N/A | N/A | MMD22C-S | N/A |
| 2.0 TON | N/A | N/A | N/A | N/A | N/A | N/A |
| 3.0 TON | MMD40C-P | MMD40C-X | MMD40C-Y | MMD40C-A | MMD39C-S | MMD39C-M |

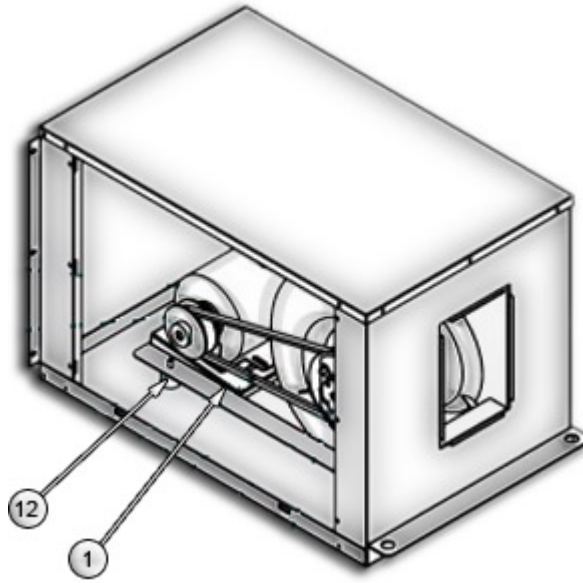
4. Blower/Motor Section

4.1. Standard Blower



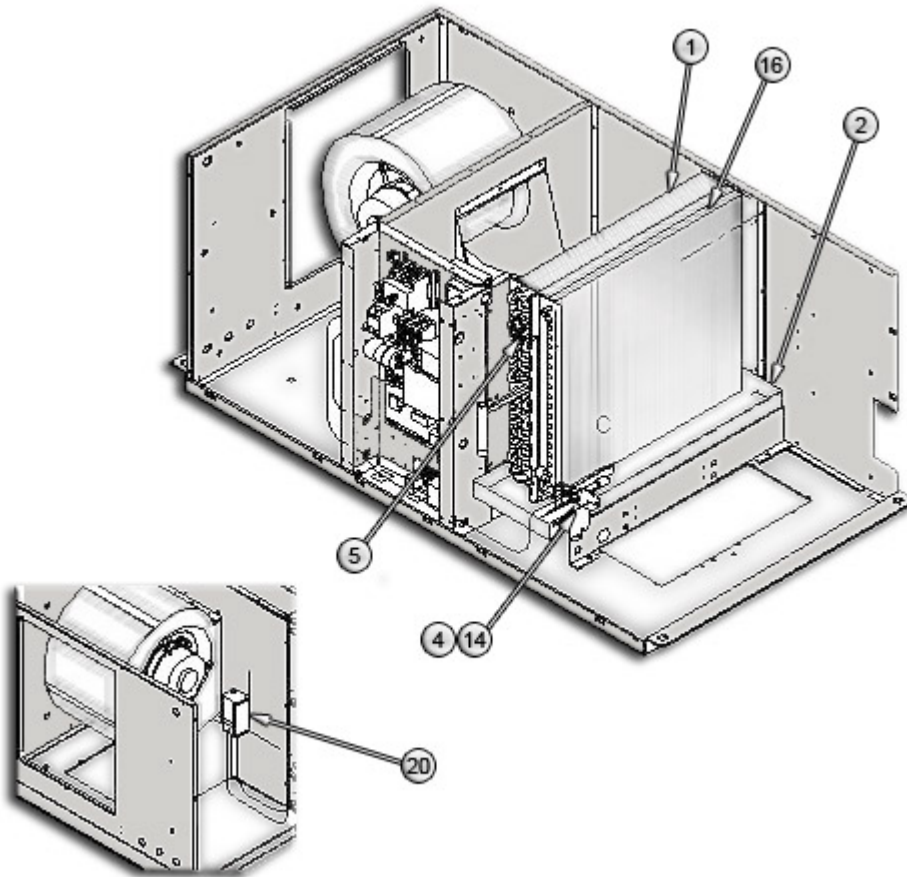
| Item | Part # | Description | Volts | 2 Ton | 3 Ton |
|------|-----------|------------------------------------|---------|-------|-------|
| 1 | 127843P1 | GROMMET WASHER | ALL | 3 | 3 |
| | 127843P2 | GROMMET TUBE | ALL | 3 | 3 |
| | 127843P3 | SLEEVE SPACING | ALL | 3 | 3 |
| | 127844P1 | SCREW CAP ZINC 1/4-20 x 1-3/4 | ALL | 3 | 3 |
| | S-1110 | WASHER PLAIN FLAT Z 1/4in | ALL | 6 | 6 |
| | S-1130 | NUT LOCK HEX NYL INSR 1/4-20 Z | ALL | 3 | 3 |
| | S-128A | SCREW CAP HEX G8 PO5/16-18 x 1-3/8 | ALL | 1 | 1 |
| | S-3380 | NUT HEX FLANGE SERR ZC 5/16-18 | ALL | 1 | 1 |
| 7 | 1C19516P1 | BLOWER w/H DD10-08APX0.50 | ALL | 1 | 1 |
| 9 | 1D19535P1 | MOTOR .50HP 205//236-1-50/60 | 208/230 | 1 | 1 |
| | 1D19535P2 | MOTOR .50HP 277-1-60 | 277 | 1 | 1 |
| | 1D19535P3 | MOTOR .50HP 460-1-60 | 460 | | 1 |
| | 1D19535P4 | MOTOR .50HP 220//240-1-50 | 220/240 | 1 | 1 |
| | 1D19535P5 | MOTOR .50HP 380//415-1-50 | 380/415 | 1 | 1 |
| 21 | 310302G1 | MOUNT MOTOR | ALL | 1 | 1 |

4.2. High Static Blower



| Item | Part # | Description | Volts | Quantity |
|------|-----------|---------------------------|-------|----------|
| 1 | | Blower Assembly on Page 6 | | |
| 12 | 1A17649P1 | Kit Compressor Mtg Spring | ALL | 1 |

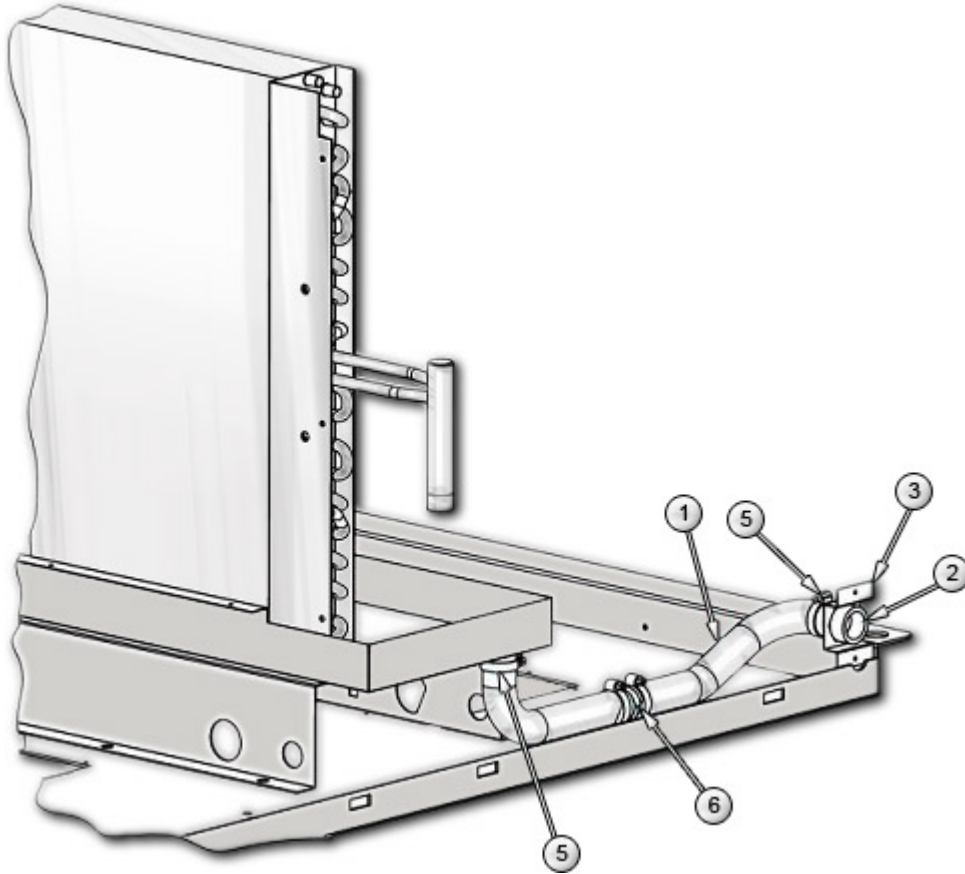
5. Coil Section



| Item | Part # | Description | Volts | 2 Ton | 3 Ton |
|------|---|---------------------------------|-------|-------|-------|
| 1 | 156103P1 | Coil Evap 3Row MM2 | ALL | 1 | 1 |
| 2 | 156153G1 | Pan Drain Assembly 2/3T MM2 | ALL | 1 | 1 |
| 4 | 1A18660P1 | SW Level Liquid GEMS LS-7 | ALL | 1 | 1 |
| 5 | 1A19716P1 | FreezeStat W/Brkt OPN28FCLS42F | ALL | 1 | 1 |
| 14 | 154083P1 | Bracket Liquid Level Switch MM2 | ALL | 1 | 1 |
| 16 | 156141P1 | Coil W/HGRH/HWRH MM2 | ALL | 1 | 1 |
| | 156140P1 | Coil CW MM2 W/Freecooling | All | 1 | 1 |
| 20 | 168166P1 | THSTAT SPST 30/50F 2.5FIXDIFF | ALL | 1 | 1 |
| | NOTE: Thermostat is used on units with Freecooling and Hot Water Reheat Coils | | | | |

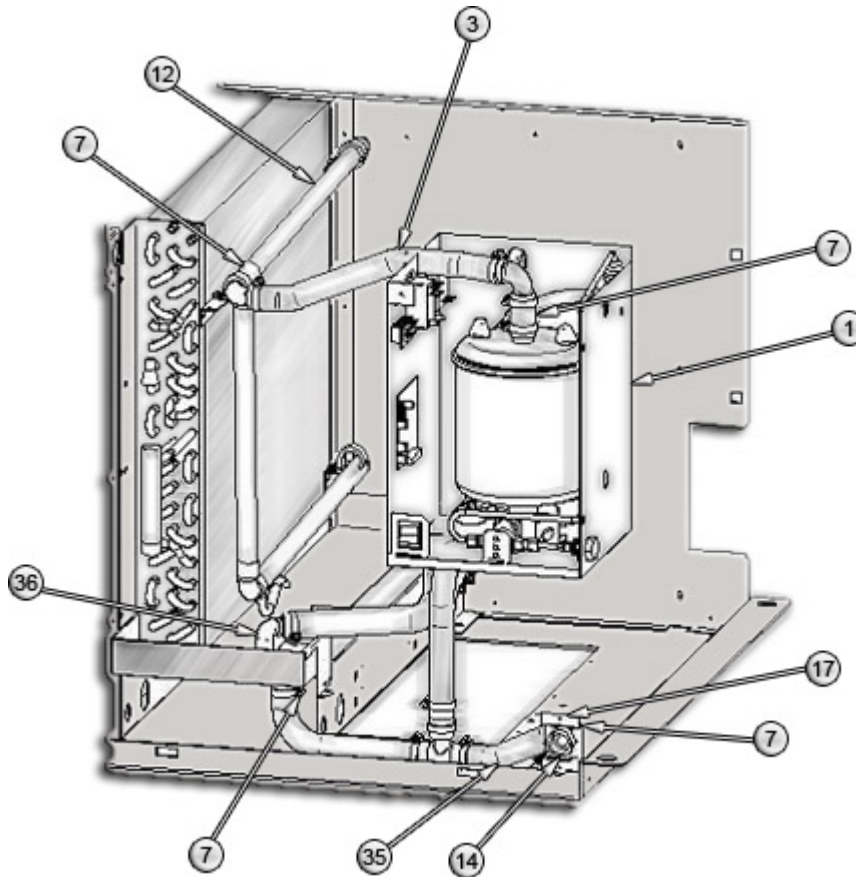
6. Humidifier Section

6.1. Humidifier None



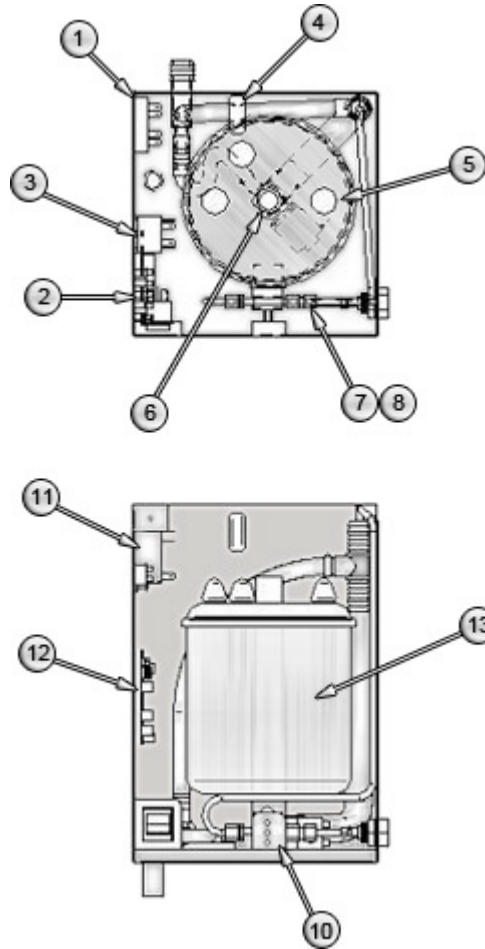
| Item | Part # | Description | Volts | 2 Ton | 3 Ton |
|------|-----------|----------------------------------|-------|-------|-------|
| 1 | 1C11305P1 | Drain Line Formed Rubber Long | ALL | 1 | 1 |
| 2 | P02-0260 | Adapter Nylon 3/4FPT X 3/4Hose | ALL | 1 | 1 |
| 3 | 1C19696P1 | Bracket Drain Mtg Adapter | ALL | 1 | 1 |
| 5 | 124216P2 | Clamp Hose Worm Drive .31 X 1.25 | All | 4 | 4 |
| 6 | P15-0140 | Union Nylon 3/4barb x 3/4barb | ALL | 1 | 1 |

6.2. Humidifier SGH



| Item | Part # | Description | Volts | 2 Ton | 3 Ton |
|------|-----------|-------------------------------------|--|-------|-------|
| 1 | 164790P1 | Hum Assy 2/3T MM2 208//277 | 208/230-1-60 208/230-3-60 220/240-1-50 277-1-60 | 1 | 1 |
| | 164790P2 | Hum Assy 2/3T MM2 380//460 | 380-3-50 460-3-60 | 1 | 1 |
| 3 | 124220P1 | Hose Steam 0.88ID 10PSI | All | 2 ft. | 2 ft. |
| | P-078A | Ell 90 FTGxFTG 7/8" Short Rad | All | 1 ea. | 1 ea. |
| | 124216P2 | Clamp Hose Worm Drive .31x1.25 | All | 2 ea. | 2 ea. |
| 7 | 124216P2 | Clamp Hose Worm Drive .31 X 1.25 | All | 6 ea. | 6 ea. |
| 12 | 156060G1L | Manifold Steam Assembly | ALL | 1 | 1 |
| 14 | P02-0260 | Adapter Nylon 3/4FPT X 3/4Hose | All | 1 | 1 |
| 17 | 1C19696P1 | Bracket Drain Mtg Adapter | All | 1 | 1 |
| 35 | 1C11305P1 | Drain Line Formed Rubber Long | All | 4 | 4 |
| | 1A16207P1 | Tee Barb 3/4x3/4x3/4 | All | 1 | 1 |
| | 124216P2 | Clamp Hose Worm Drive .31x1.25 | All | 5 | 5 |
| | P15-0140 | Union Nylon 3/4Barbx3/4Barb | All | 1 | 1 |
| | P-5500 | Hose Drain .75 ID Trap | All | 1 | 1 |
| 36 | 1C11305P1 | Drain Line Formed Rubber Long | All | 1 | 1 |
| | 124216P2 | Clamp Hose Worm Drive .31x1.25 | All | 1 | 1 |
| | P15-0110 | Ell Nylon 90 3/4Barb x 3/4Barb | All | 1 | 1 |

6.3. Humidifier Detail



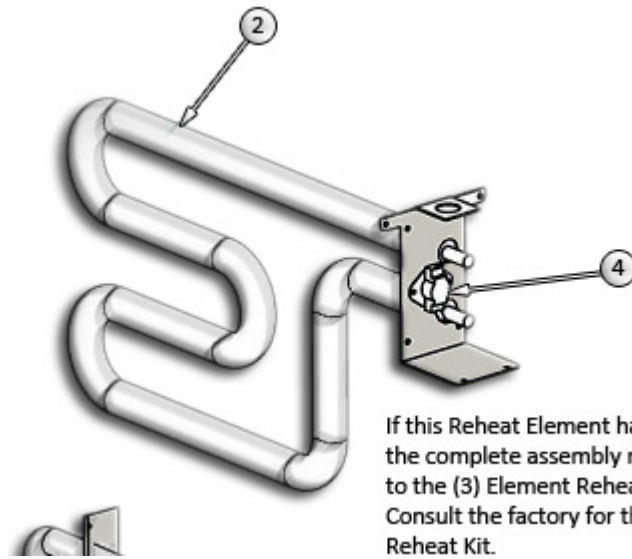
| Item | Part # | Description | Volts | 2 Ton | 3 Ton |
|------|--------------|----------------------------|-------|-------|-------|
| 1 | 154240P1 | Relay 2P2T 24V 50/60Hz | All | 1 | 1 |
| 2 | 154243P1 | PCB SGH MM2 | All | 1 | 1 |
| 3 | 128751P1 | Cylinder Full Interface | All | 1 | 1 |
| 4 | 127853P1 | Torroid Transformer | All | 1 | 1 |
| 5 | 128759P1 | Rubber Boot | All | 3 | 3 |
| 6 | 127992P1 | Drain Valve | All | 1 | 1 |
| 7 | P-057A | 1/4" Brass Compression Nut | All | 1 | 1 |
| 8 | P-057B | 1/4" Brass Ferrule | All | 1 | 1 |
| 10 | KIT-164659P1 | KIT SG FILL VALVE MM2 | All | 1 | 1 |
| 11 | 1A19592P1 | SW 2P2T ROCKER | All | 1 | 1 |
| 12 | 136972P1 | Terminal Block | All | 1 | 1 |

6.4. No Humidifier Remote Contact



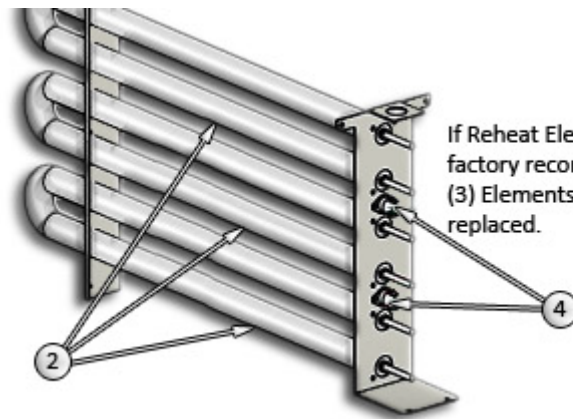
| Item | Part # | Description | Volts | 2 Ton | 3 Ton |
|------|----------|--------------------------------|-------|-------|-------|
| 1 | E03-0170 | Relay 1P2T 24V 50/60HZ | All | 1 | 1 |
| 2 | 132487P1 | TERMLSTRIP SECTION 1 POS | All | 2 | 2 |
| 3 | 132487P2 | TERMLSTRIP SECTION END BARRIER | All | 1 | 1 |

7. Reheat Section



If this Reheat Element has failed, then the complete assembly must be changed to the (3) Element Reheat Assembly. Consult the factory for the replacement Reheat Kit.

| Item | Part # | Description | Volts | 2 Ton | 3 Ton |
|------|----------|------------------------------|-------------------|-------|-------|
| 2 | 154005P1 | Heater 6.0KW | 240V SINGLE PHASE | N/A | N/A |
| | 154005P5 | Heater 6.0KW 290V SS 304 S/F | 290V SINGLE PHASE | N/A | N/A |
| 4 | 154237P1 | Swt Safety Therm 120F Open | All | 2 | 2 |

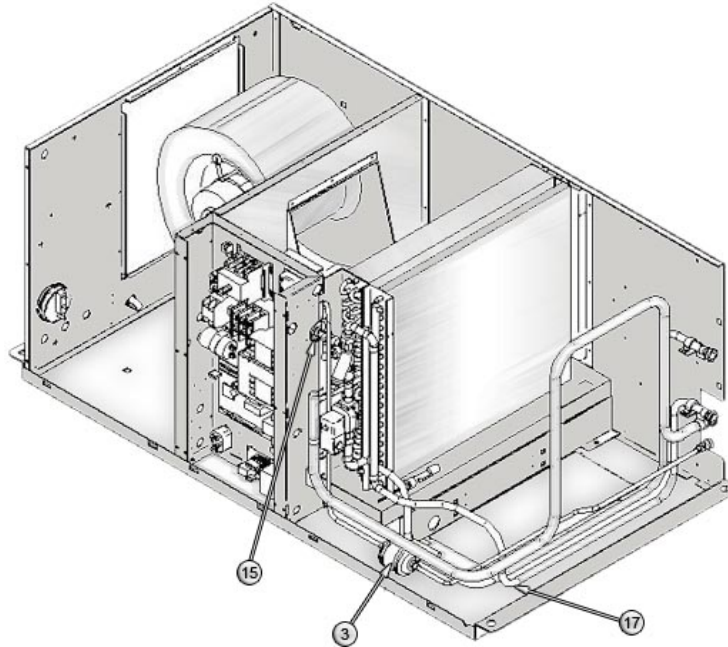


If Reheat Element has failed, the factory recommends that all (3) Elements and the GCD be replaced.

| Item | Part # | Description | Volts | Type | 2 Ton | 3 Ton |
|------|-----------|------------------------------|--|------------|-------|-------|
| 2 | 148366P11 | Heater 2.3KW 240V SS 304 S/F | 208/230/60/3 380/400/50/3 | Standard | *3 | 3 |
| | 148366P12 | Heater 2.3KW 277V SS 304 S/F | 460/60/3 | | N/A | 3 |
| | 148366P15 | Heater 2.0KW 240V SS 304 S/F | 208/230/60/1 220/240/50/1 | | 3 | 3 |
| | 148366P16 | Heater 2.0KW 277V SS 304 S/F | 277/60/1 | | 3 | 3 |
| | 148366P11 | Heater 2.3KW 240V SS 304 S/F | 208/230/60/1 220/240/50/1 380/400/50/3 | SCR Reheat | 3 | N/A |
| | 148366P12 | Heater 2.3KW 277V SS 304 S/F | 277/60/1 | | 3 | N/A |
| | 148366P13 | Heater 3.3KW 240V SS 304 S/F | 208/230/60/1 220/240/50/1 208/230/60/3 380/400/50/3 | | N/A | 3 |
| | 148366P14 | Heater 3.3KW 277V SS 304 S/F | 277/60/1 460/60/1 | | N/A | 3 |
| 4 | 136965P1 | Swt Safety Therm 105F | All | - | 2 | 2 |

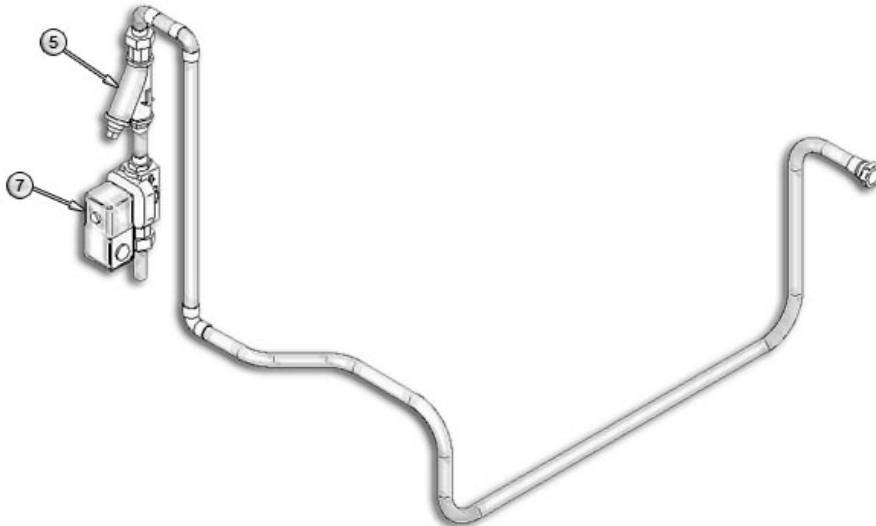
8. Piping Section

8.1. DX Split System w/ Hot Water Reheat



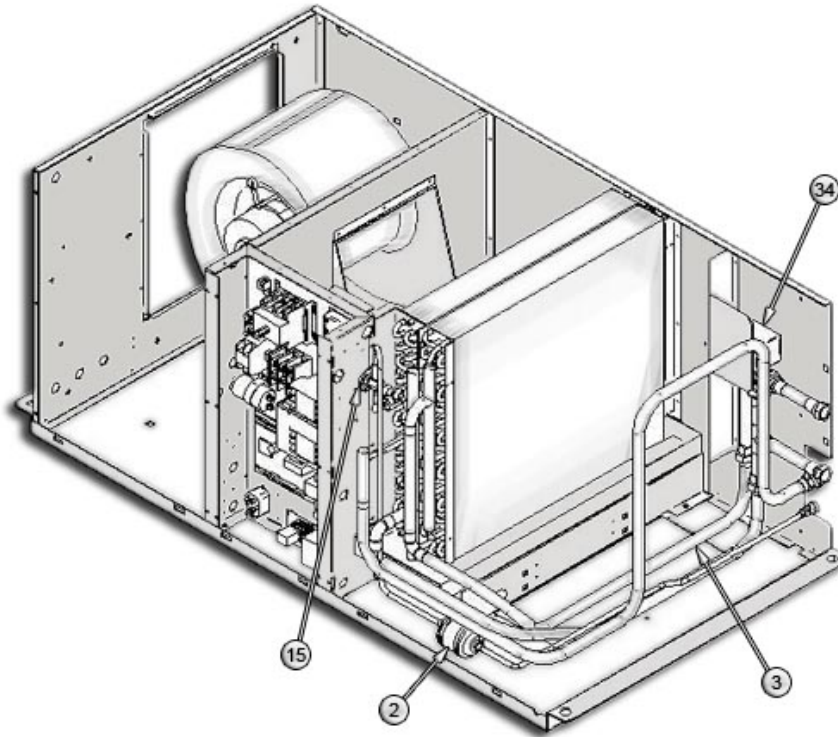
| Item | Part # | Description | Volts | 2 Ton | 3 Ton |
|------|----------|----------------------------------|-------|-------|-------|
| 3 | 136782P1 | FILTER/DRIER 3/8ODF SLDR | ALL | 1 | 1 |
| 15 | 156108P1 | VALVE EXP 3/8X5/8ODF1/8CAP | ALL | 1 | 1 |
| 17 | | PIPING HWRH EVAP 2/3T on Page 14 | | | |

8.1.1. Piping HWRH EVAP



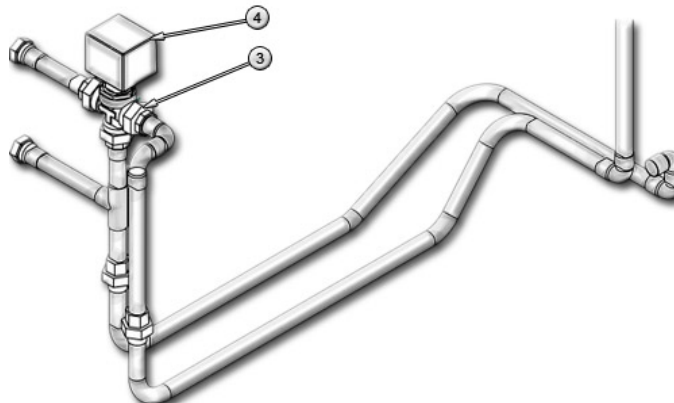
| Item | Part # | Description | Volts | 2 Ton | 3 Ton |
|------|-----------|--------------------------------|-------|-------|-------|
| 5 | R-0520 | Strainer -Y- 1/2" CI | ALL | 1 | 1 |
| 7 | 1A23985P1 | Valve SolInd 1/2" NC 24V 50/60 | ALL | 1 | 1 |

8.2. DX Split Ststem w/ Freecooling



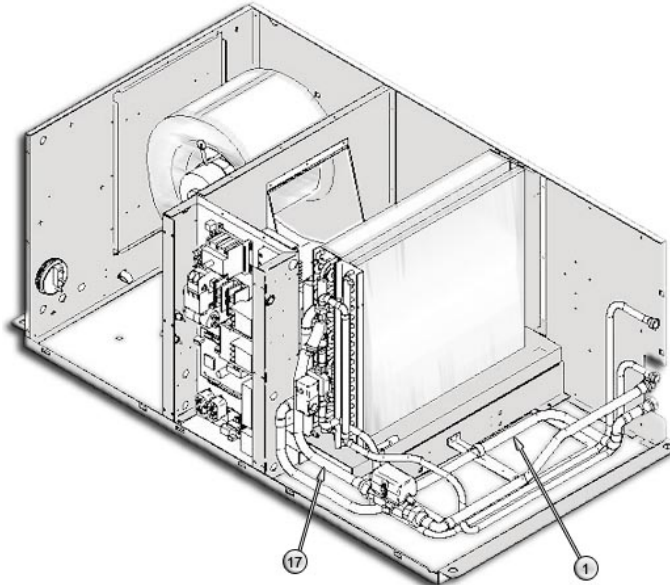
| Item | Part # | Description | Volts | 2 Ton | 3 Ton |
|------|----------|---|-------|-------|-------|
| 2 | 136782P1 | FILTER/DRYER 3/8ODF SLDR | ALL | 1 | 1 |
| 3 | | PIPING HWRH EVAP 2/3T MM2 on Page 15 | | | |
| 15 | 156108P1 | VALVE EXP 3/8X5/8ODF1/8CAP | ALL | 1 | 1 |
| 34 | 154246P2 | Actuator On/Off MM2 | All | 1 | 1 |

8.2.1. PIPING HWRH EBAP 2/3T MM2



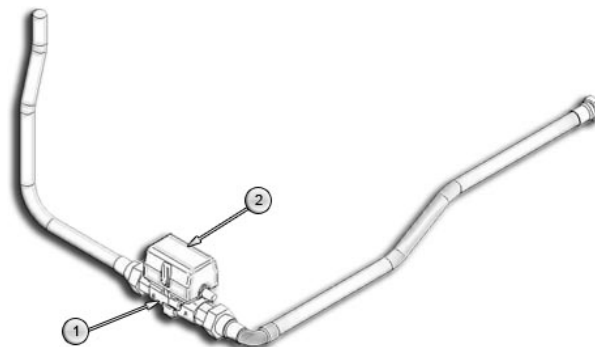
| Item | Part # | Description | Volts | 2 Ton | 3 Ton |
|------|----------|------------------------|-------|-------|-------|
| 3 | 154246P3 | VALVE H2O SLOW 3WAY 1" | All | 1 | 1 |
| 4 | 154246P2 | Actuator On/Off MM2 | All | 1 | 1 |

8.3. CW 2 Way w/ Hot Water Reheat



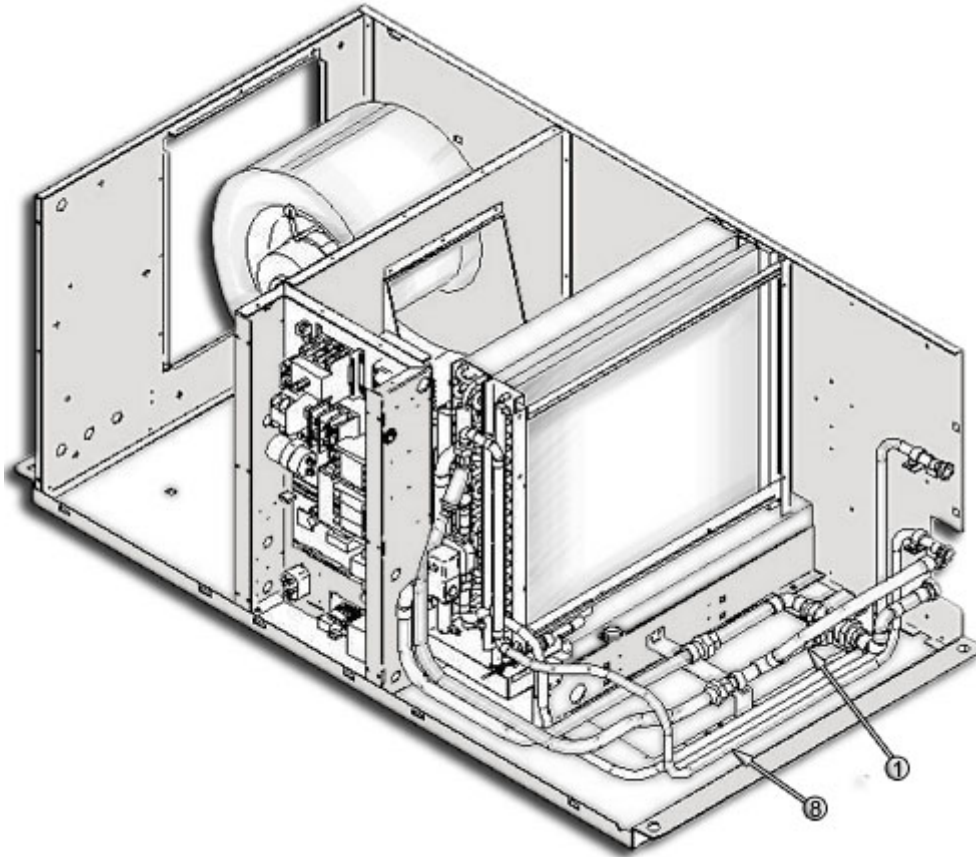
| Item | Part # | Description | Volts | 2 Ton | 3 Ton |
|------|--------|--|-------|-------|-------|
| 1 | | PIPING ASSEMBLY RETURN HIGH DIFF on Page 16 | | | |
| 17 | | PIPING HWRH EVAP MM2 on Page 14 | | | |

8.3.1. PIPING ASSEMBLY RETURN HIGH DIFF



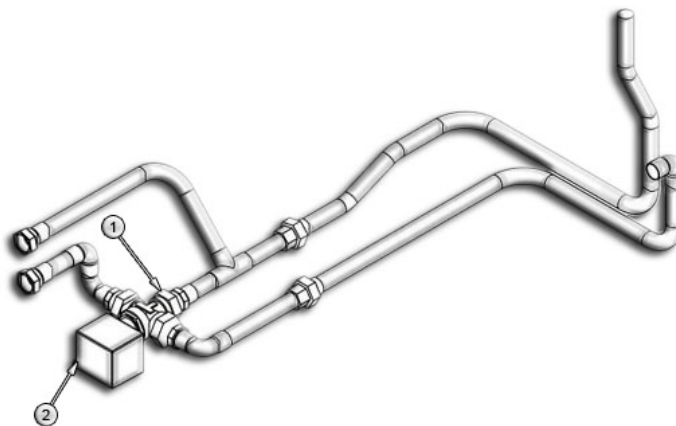
| Item | Part # | Description | Volts | 2 Ton | 3 Ton |
|------|----------|----------------------------------|-------|-------|-------|
| 1 | 156033P1 | Valve H2O Slow 2Way 1" HIDIFF | ALL | 1 | 1 |
| 2 | 156033P2 | Actuator ON/OFF MM2 | ALL | 1 | 1 |

8.4. CW 3 Way w/ Hot Water Reheat



| Item | Part # | Description | Volts | 2 Ton | 3 Ton |
|------|--------|--------------------------------------|-------|-------|-------|
| 1 | | PIPING CW 2/3T MM2 EVAP on Page 17 | | | |
| 2 | | PIPING HWRH EVAP 2/3T MM2 on Page 14 | ALL | 1 | 1 |

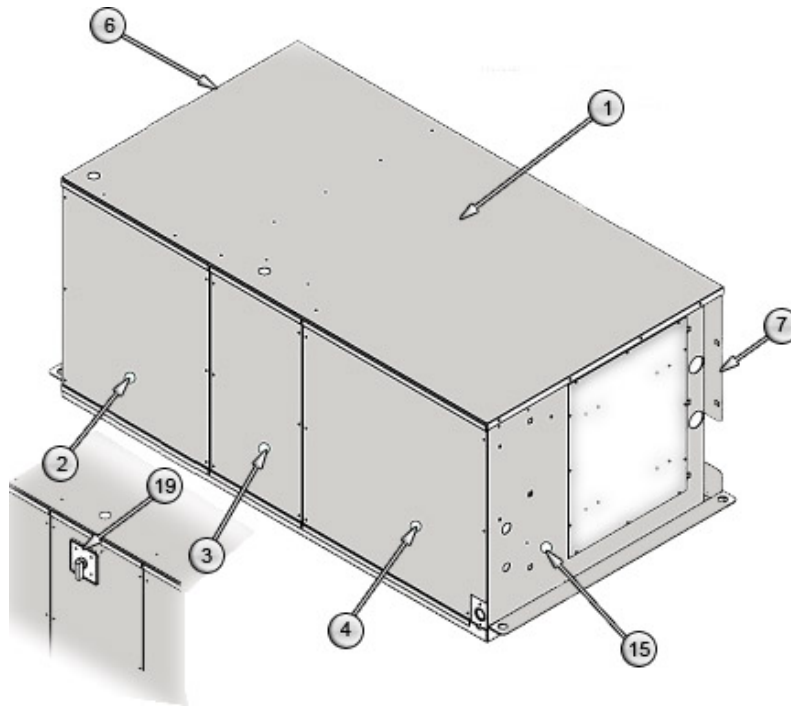
8.4.1. PIPING CW 2/3T MM2 EVAP



| Item | Part # | Description | Volts | 2 Ton | 3 Ton |
|------|----------|------------------------|-------|-------|-------|
| 1 | 154246P3 | VALVE H2O SLOW 3WAY 1" | All | 1 | 1 |
| 2 | 154246P2 | Actuator On/Off MM2 | All | 1 | 1 |

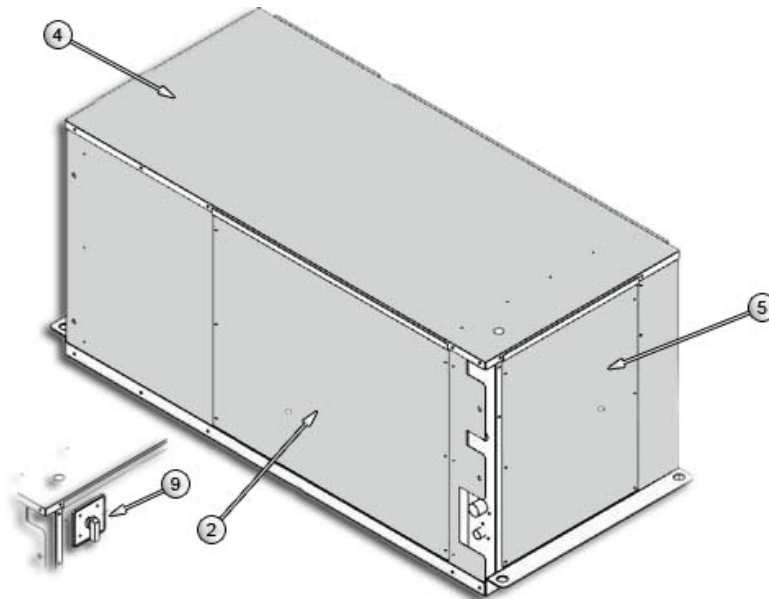
9. Access Panel Section

9.1. Evaporator Section



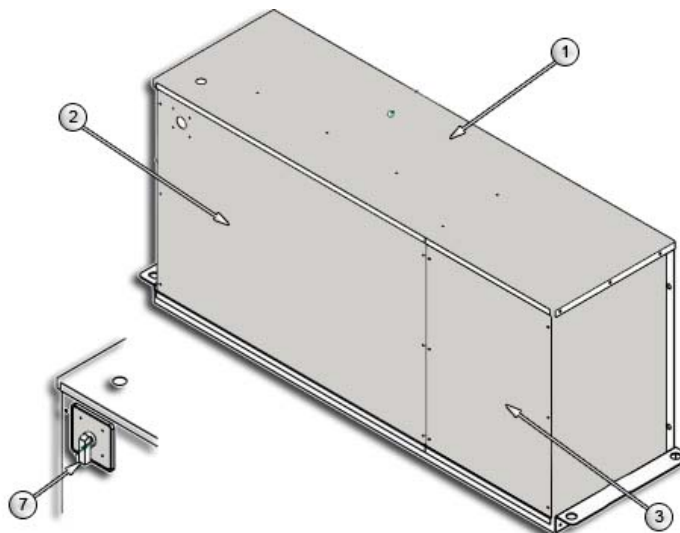
| Item | Part # | Description | Volts | 2 Ton | 3 Ton |
|------|-----------|-------------------------------------|-------|-------|-------|
| 1 | 156171P1 | PANEL TOP 2/3T MM2 | ALL | 1 | 1 |
| 2 | 156168P1 | PANEL FRONT LEFT 2/3T MM2 | ALL | 1 | 1 |
| 3 | 156169P1 | PANEL FRONT CENTER 2/3T MM2 | ALL | 1 | 1 |
| | 156169P2 | PANEL FRONT CENTER 2/3T MM2 No Disc | ALL | 1 | 1 |
| 4 | 156170P1 | PANEL FRONT RIGHT 2/3T MM2 | ALL | 1 | 1 |
| 5 | 156167P1 | PANEL RIGHT SIDE 2/3T MM2 | ALL | 1 | 1 |
| 6 | 156166P1 | PANEL LEFT SIDE 2/3T MM2 | ALL | 1 | 1 |
| 7 | 156165P1 | PANEL REAR 2/3T MM2 | ALL | 1 | 1 |
| 19 | 1C18352P1 | Handle Disconnect Switch Faceplate | All | 1 | 1 |

9.2. Condenser Section – AIR



| Item | Part # | Description | Volts | 2 Ton | 3 Ton |
|------|-----------|------------------------------------|-------|-------|-------|
| 2 | 156359P1 | Panel ACC Right 2/3T A Cond MM2 | ALL | | 1 |
| 4 | 156356P1 | Panel Top 2/3T A Cond MM2 | ALL | 1 | 1 |
| 5 | 156366P1 | PANEL ACC LFT 2/3T A COND MM2 | ALL | 1 | 1 |
| | 156366P2 | PANEL ACC LFT 2/3T A COND MM2 | ALL | 1 | 1 |
| 9 | 1C18352P1 | Handle Disconnect Switch Faceplate | All | 1 | 1 |

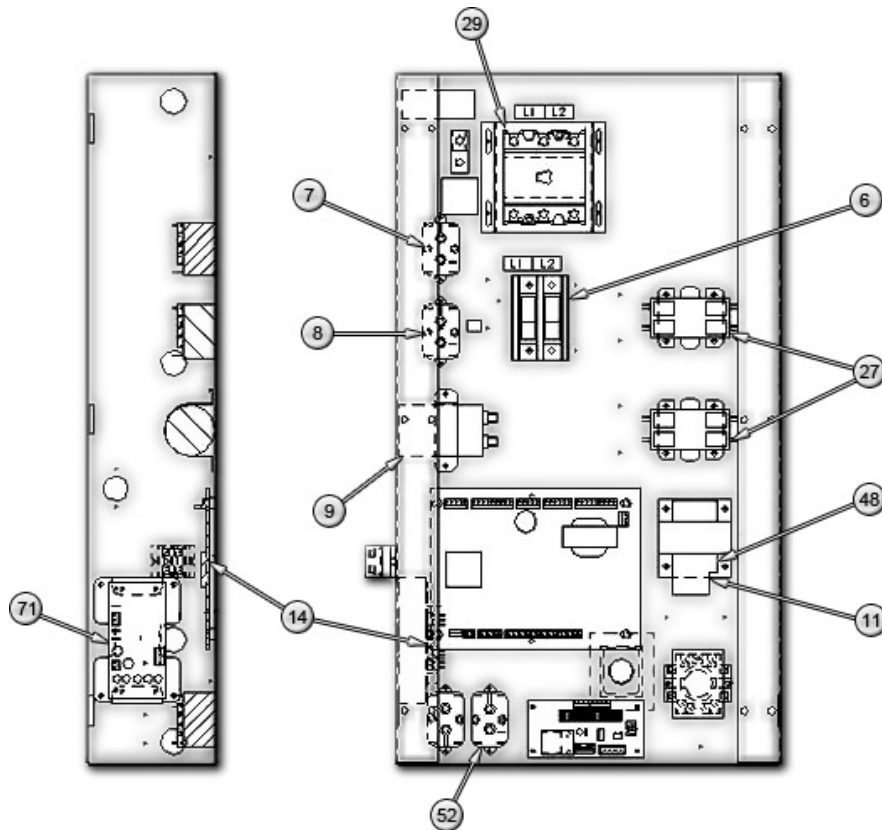
9.3. Condenser Section – W/G



| Item | Part # | Description | Volts | 2 Ton | 3 Ton |
|------|-----------|---|-------|-------|-------|
| 1 | 156554P1 | Panel Top Rear WG Cond 2/3T MM2 | ALL | 1 | 1 |
| 2 | 156556P1 | Panel Left Frt WG Cond 2/3T MM2 | ALL | 1 | 1 |
| | 156556P2 | Panel Left Frt WG Cond 2/3T MM2 No Disc | ALL | 1 | 1 |
| 3 | 156557P1 | Panel Right Frt WG Cond 2/3T | ALL | 1 | 1 |
| 7 | 1C18352P1 | Handle Disconnect Switch Faceplate | All | 1 | 1 |

10. Electrical Section

10.1. EP 1 Phase

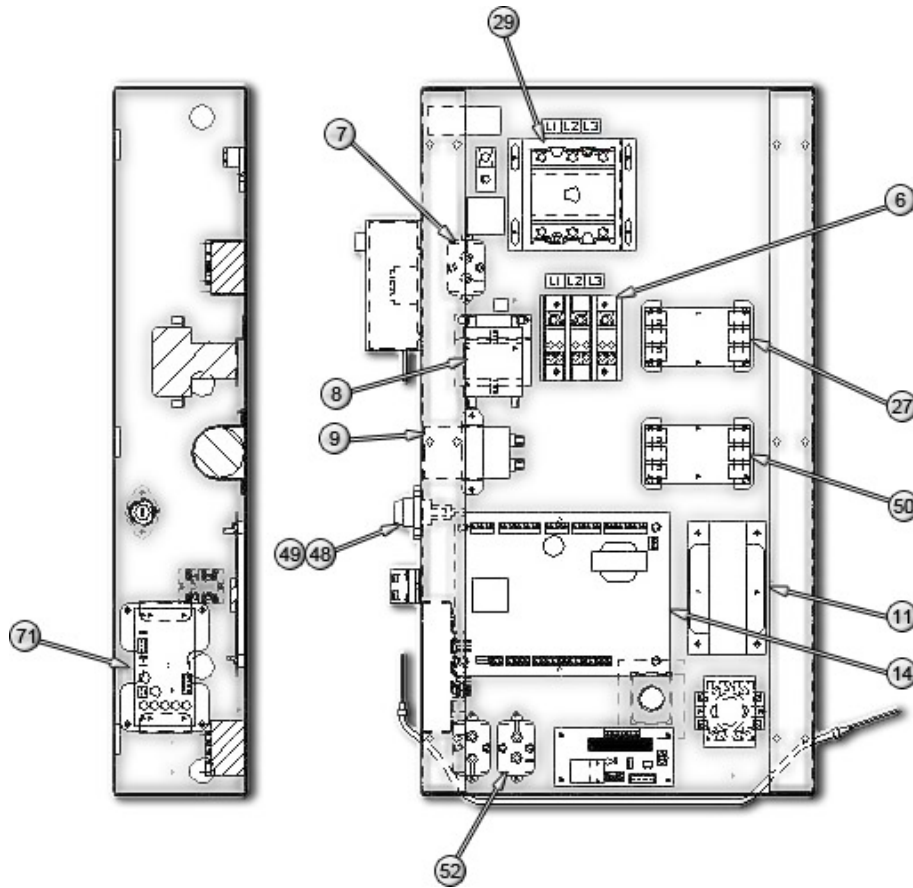


[Click here for Part Info on Overload Relay & Heaters](#)

| Item | Part # | Description | Volts | 2 Ton | 3 Ton |
|------|-----------|---|--|-------|-------|
| 6 | E15-0010 | PWRBLK 2PL 1)2/0:12 x 4) 4:14 | 208/230-1-60 220/240-1-50 277-1-60 | 1 | 1 |
| 7 | E03-0170 | Relay 1P2T 24V 50/60HZ | 208/230-1-60 220/240-1-50 277-1-60 | 1 | 1 |
| | E-013A | Contacteur 2pl 24VCoil 10/25Amp Note: Dehumidification Relay is used on units with Direct Drive Motors. | 208/230-1-60 220/240-1-50 277-1-60 | 1 | 1 |
| 8 | E03-0170 | Relay 1P2T 24V 50/60HZ Note: Dehumidification Relay is used on units with Direct Drive Motors. | 208/230-1-60 220/240-1-50 277-1-60 | 1 | 1 |
| 9 | B03-002A | CAP RUN 15MF 370V/AC | 208/230-1-60 277-1-60 | 1 | 1 |
| | B03-0030 | CAP RUN 10MF 370VAC | 220/240-1-50 | 1 | 1 |
| 11 | 127184P1 | XMFR 75VA 208/230-24 50/60Hz | *208/230-1-60 | 1 | 1 |
| | E03-0010 | XFMR 75VA 50/60 208/230/277-24 | *277-1-60 | 1 | 1 |
| | 156390P2 | XMFR 100VA 277-24 50/60Hz | **277-1-60 | 1 | 1 |
| | 136201P1 | XMFR 200VA 200-240/2450 * Transformer is used on units with Direct Drive Motors. ** Transformer is used on units with High Static Blower Box. | **208/230-1-60 220/240-1-50 | 1 | 1 |
| 14 | 415771G1 | PWA Control Board MM2 | ALL | 1 | 1 |
| 27 | E-011A | Contacteur 2pl 24VCoil 20/30Amp | 208/230-1-60 220/240-1-50 277-1-60 | 1 | 1 |
| 29 | 1C18351P2 | Switch Disconnect 600V 3PL 60A | 208/230-1-60 | 1 | 1 |

| Item | Part # | Description | Volts | 2 Ton | 3 Ton |
|------|-----------|---|--|-------|-------|
| | | | 220/240-1-50 277-1-60 | | |
| 48 | 1A17009P1 | CB 3.15A BRKT MNT TRIMAX | 277-1-60 | 1 | 1 |
| | 127977P3 | FUSE FNQ-R-4 | *208/230-1-60 *277-1-60 | 1 | 1 |
| | 127977P4 | FUSE FNQ-R-6 | 220/240-1-50 | 1 | 1 |
| | F02-4380 | BRKT CB 75VA XFMR | 277-1-60 | 1 | 1 |
| | 4A10033P1 | FUSE HLDR PNL-MNT SCRCAP REJN * Fuses are used on units with High Static Blower Box. ** Fuse Holder is used on units with High Static Blower Box. | **208/230-1-60 220/240-1-50 **277-1-60 | 1 | 1 |
| 52 | E03-0170 | Relay 1P2T 24V 50/60HZ | All | 1 | 1 |
| 71 | 166806G1 | Ground Current Detector Assy | 208/230-1-60 220/240-1-50 277-1-60 | 1 | 1 |

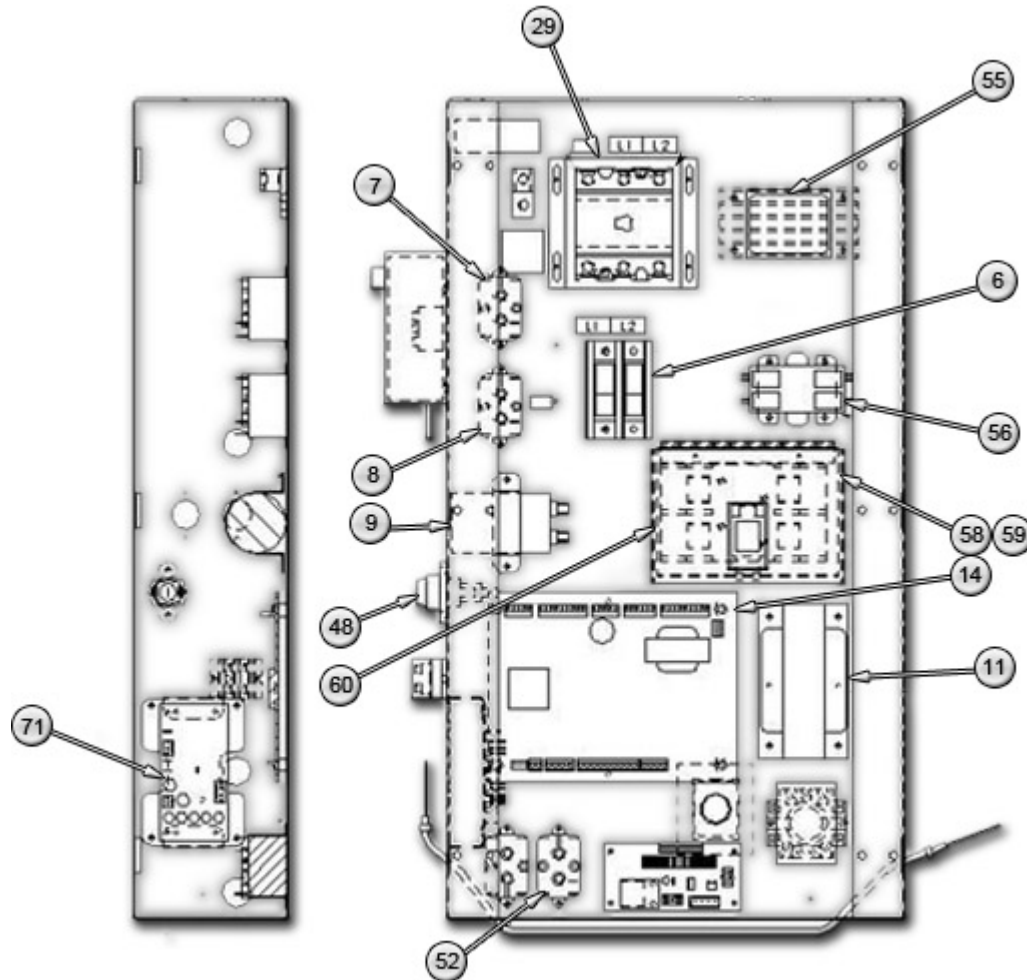
10.2. EP 3 Phase



| Item | Part # | Description | Volts | 2 Ton | 3 Ton |
|------|-----------|---|---|-------|-------|
| 6 | E13-0040 | TERMBLK 3PL 1)2/0:6x4)4:14 | 208/230-3-60 380/400-3-50 460-3-60 | 1 | 1 |
| 7 | E03-0170 | Relay 1P2T 24V 50/60HZ | 208/230-3-60 380/400-3-50 460-3-60 | 1 | 1 |
| | 124501P1 | Contacteur 3PL 24VCOIL 15/20Amp <i>* Used on units with the High Static Blower Box</i> | *208/230-3-60 *380/400-3-50 *460-3-60 | 1 | 1 |
| 8 | E03-0170 | RELAY 1P2T 24V 50/60HZ | 208/230-3-60 | | 1 |
| | 127665P1 | CONTACTOR 2NO 1NC W/MTG PLATE <i>Note: Dehumidification Relay is used on units with Direct Drive Motors.</i> | 380/400-3-50 460-3-60 | 1 | 1 |
| 9 | B03-002A | CAP RUN 15MF 370V/AC | 208/230-3-60 460-3-60 | | 1 |
| | B03-0030 | CAP RUN 10MF 370VAC <i>Note: Capacitors used on units with Direct Drive Motors.</i> | 380/415-3-50 | 1 | 1 |
| 11 | 136200P1 | XMFR 150VA 460/615/2460 | 460-3-60 | | 1 |
| | 136201P1 | XMFR 200VA 200-240/2450 | 208/230-3-60 | | 1 |
| | 136201P2 | XMFR 200VA 380-415/2450 | 380/415-3-50 | | 1 |
| 14 | 415771G1 | PWA Control Board MM2 | ALL | 1 | 1 |
| 27 | E-0110 | CONTACTOR 3PL 24V COIL 25/30AMP | 208/230-3-60 380/415-3-50 460-3-60 | 1 | 1 |
| 29 | 1C18351P2 | Switch Disconnect 600V 3PL 60A | 208/230-3-60 380/415-3-50 460-3-60 | 1 | 1 |

| Item | Part # | Description | Volts | 2 Ton | 3 Ton |
|------|-----------|--|--|-------|-------------|
| 48 | 127977P3 | FUSE FNQ-R-4 | 208/230-3-60 460-3-60 | | 1 1 |
| | 127977P4 | FUSE FNQ-R-6 127977P4 is used on 460 Volt units with High Static Blower Box & SCR Reheat. | 380/415-3-50 460-3-60 | 1 | 1 *1 |
| 49 | 4A10033P1 | FUSE HLDR PNL-MNT SCRWCAP REJN | 208/230-3-60 380/415-3-50 460-3-60 | 1 | 1 1 1 |
| 50 | E-0110 | CONTACTOR 3PL 24V COIL 25/30AMP | 208/230-3-60 380/415-3-50 460-3-60 | 1 | 1 1 1 |
| 52 | E03-0170 | Relay 1P2T 24V 50/60HZ | All | 1 | 1 |
| 71 | 166806G1 | Ground Current Detector Assy | 208/230-3-60 380/415-3-50 460-3-60 | 1 | 1 1 1 |

10.3. EP 1 Phase w/ SCR Reheat



[Click here for Part Info on Overload Relay & Heaters](#)

| Item | Part # | Description | Volts | 2 Ton | 3 Ton |
|------|--|---|--|-------|-------|
| 6 | E15-0010 | PWRBLK 2PL 1)2/0:12 x 4) 4:14 | 208/230-1-60 220/240-1-50 277-1-60 | 1 | 1 |
| 7 | E03-0170 | Relay 1P2T 24V 50/60HZ | 208/230-1-60 220/240-1-50 277-1-60 | 1 | 1 |
| | E-013A | Contactor 2pl 24VCoil 10/25Amp Note: E-013A is used on units with the High Static Blower Box. | 208/230-1-60 220/240-1-50 277-1-60 | 1 | 1 |
| 8 | E03-0170 | Relay 1P2T 24V 50/60HZ Note: Dehumidification Relay is used on units with Direct Drive Motors. | 208/230-1-60 220/240-1-50 277-1-60 | 1 | 1 |
| 9 | B03-002A | CAP RUN 15MF 370V/AC | 208/230-1-60 277-1-60 | 1 | 1 |
| | B03-0030 | CAP RUN 10MF 370VAC | 220/240-1-50 | 1 | 1 |
| | Note: Capacitors used on units with Direct Drive Motors. | | | | |
| 11 | 156390P2 | XMFR 100VA 277-24 50/60Hz | 277-1-60 | 1 | 1 |
| | 136201P1 | XMFR 200VA 200-240/2450 | 208/230-1-60 220/240-1-50 | 1 | 1 |
| 14 | 415771G1 | PWA Control Board MM2 | ALL | 1 | 1 |
| 29 | 1C18351P1 | Switch Disconnect 600V 3PL 100A | 208/230-1-60 | | 1 |

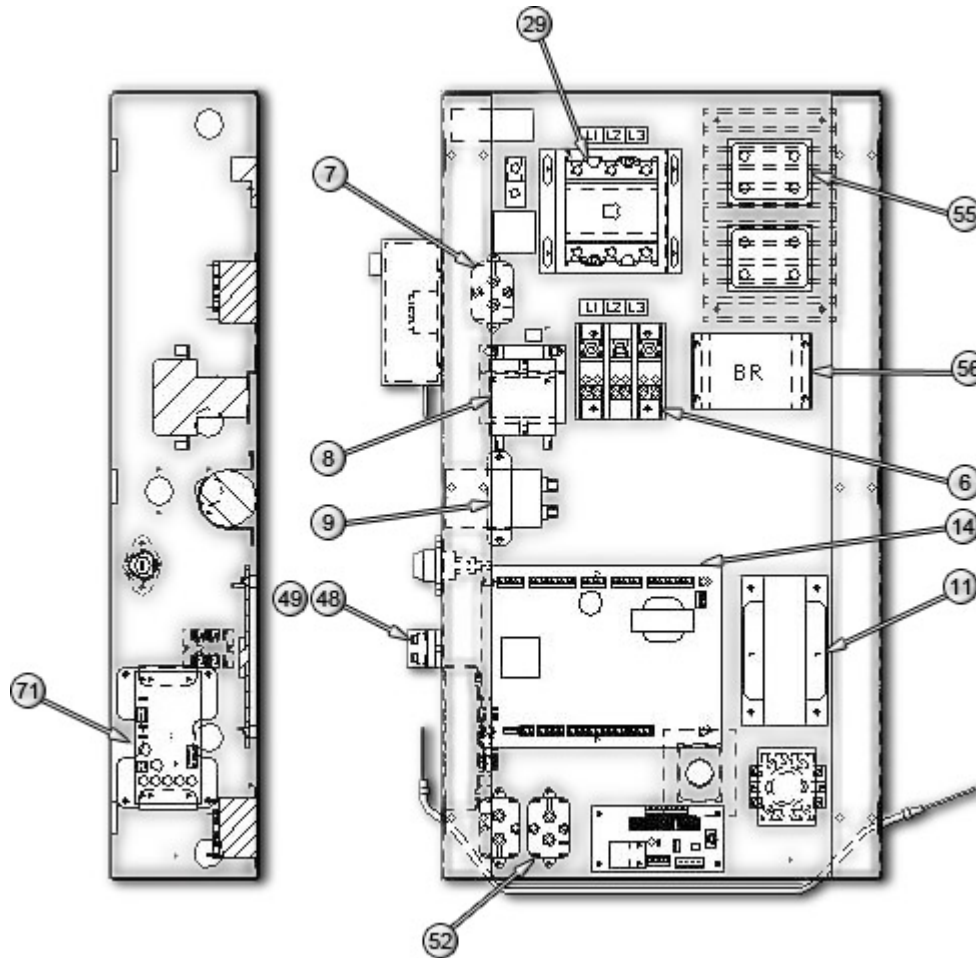
| Item | Part # | Description | Volts | 2 Ton | 3 Ton |
|------|-----------|--|--|-------------|-------|
| | | | 220/240-1-50 | | 1 |
| | 1C18351P2 | Switch Disconnect 600V 3PL 60A | 208/230-1-60 220/240-1-50 277-1-60 | 1 1 1 | 1 |
| 48 | 127977P3 | FUSE FNQ-R-4 | 208/230-1-60 277-1-60 | 1 | 1 |
| | 127977P4 | FUSE FNQ-R-6 | 220/240-1-50 | 1 | 1 |
| | 4A10033P1 | FUSE HLDR PNL-MNT SCRCAP REJN | 208/230-1-60 220/240-1-50 277-1-60 | 1 | 1 |
| 52 | E03-0170 | Relay 1P2T 24V 50/60HZ | ALL | 1 | 1 |
| 55 | 154190G1 | Control Reheat SCR Assy MM2 on Page 25 | 208/230-1-60 220/240-1-50 277-1-60 | 1 | 1 |
| 56 | E-011C | Contactor 2PL 24VCOIL 40/50Amp | 208/230-1-60 220/240-1-50 277-1-60 | 1 | 1 |
| 58 | 129629P1 | FUSE BLOCK 2P 60A | 208/230-1-60 220/240-1-50 | | 1 |
| | | Note: Used on 3 Ton 208/230 and 220/240 Volt units | | | |
| 59 | E-1160 | FUSE DUAL ELMNT 250V 60.0 AMP | 208/230-1-60 220/240-1-50 | | 2 |
| | | Note: Used on 3 Ton 208/230 & 220/240 Volt units. | | | |
| 60 | 156190G1 | Fuse Box Assy 2/3T MM2 | 208/230-1-60 220/240-1-50 | | 1 |
| | | Note: Used on 3 Ton 208/230 & 220/240 Volt units. | | | |
| 71 | 166806G1 | Ground Current Detector Assy | 208/230-1-60 220/240-1-50 277-1-60 | 1 | 1 |

10.3.1. Control Reheat SCR Assembly



| Item | Part # | Description | Volts | 2 Ton | 3 Ton |
|------|----------|--------------------------------|--|-------|-------|
| 1 | 154021P1 | Heatsink MM2 | 208/230-1-60 220/240-1-50 277-1-60 | 1 | 1 |
| 2 | 517017P1 | Relay Solid State 055Amp 24Vac | 208/230-1-60 220/240-1-50 277-1-60 | 1 | 1 |
| 3 | 139166P1 | Varistor Metal Oxide 575V | 208/230-1-60 220/240-1-50 277-1-60 | 1 | 1 |


10.4. EP 3 Phase w/ SCR Reheat



| Item | Part # | Description | Volts | 2 Ton | 3 Ton |
|------|-----------|---|---|-------|-------|
| 6 | E13-0040 | TERMBLK 3PL 1)2/0:6x4)4:14 | 208/230-3-60 380/400-3-50 460-3-60 | 1 | 1 |
| 7 | E03-0170 | Relay 1P2T 24V 50/60HZ | 208/230-3-60 380/400-3-50 460-3-60 | 1 | 1 |
| | 124501P1 | Contactor 3PL 24VCOIL 15/20Amp <i>* Used on units with the High Static Blower Box.</i> | *208/230-3-60 *380/400-3-50 *460-3-60 | 1 | 1 |
| 8 | E03-0170 | RELAY 1P2T 24V 50/60HZ | 208/230-3-60 | | 1 |
| | 127665P1 | CONTACTOR 2NO 1NC W/MTG PLATE <i>Note: Dehumidification Relay is used on units with Direct Drive Motors.</i> | 380/400-3-50 460-3-60 | 1 | 1 |
| 9 | B03-002A | CAP RUN 15MF 370V/AC | 208/230-3-60 460-3-60 | | 1 |
| | B03-0030 | CAP RUN 10MF 370VAC <i>Note: Capacitors used on units with Direct Drive Motors.</i> | 380/415-3-50 | 1 | 1 |
| 11 | 136200P1 | XMFR 150VA 460/615/2460 | 460-3-60 | | 1 |
| | 136201P1 | XMFR 200VA 200-240/2450 | 208/230-3-60 | | 1 |
| | 136201P2 | XMFR 200VA 380-415/2450 | 380/415-3-50 | 1 | 1 |
| 14 | 415771G1 | PWA Control Board MM2 | ALL | 1 | 1 |
| 29 | 1C18351P2 | Switch Disconnect 600V 3PL 60A | 208/230-3-60 | 1 | 1 |
| | | | 380/415-3-50 | 1 | 1 |
| | | | 460-3-60 | 1 | 1 |
| 48 | 127977P3 | FUSE FNQ-R-4 | 208/230-3-60 | | 1 |

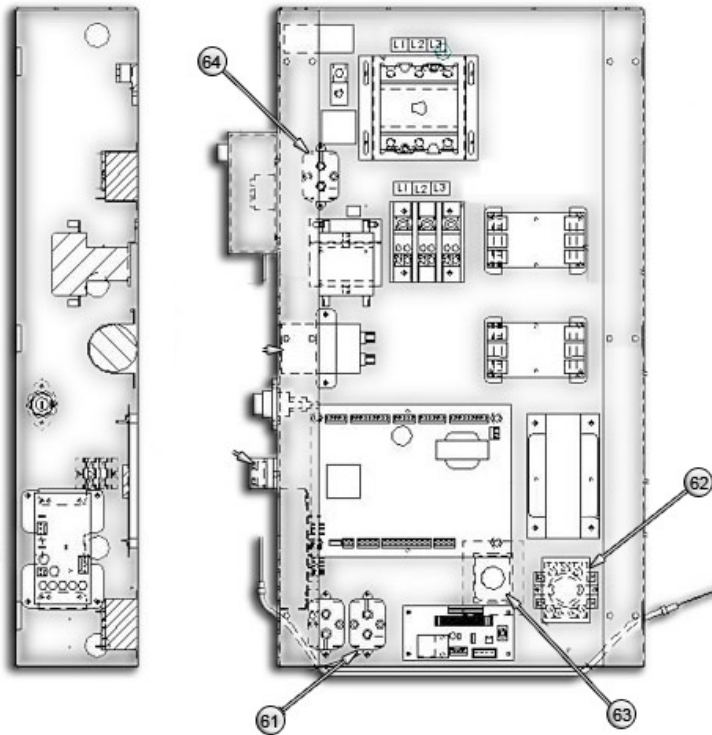
| Item | Part # | Description | Volts | 2 Ton | 3 Ton |
|------|-----------|------------------------------------|--|-------|-------------|
| | | | 460-3-60 | | 1 |
| | 127977P4 | FUSE FNQ-R-6 | 380/415-3-50 | 1 | 1 |
| 49 | 4A10033P1 | FUSE HLDR PNL-MNT SCRWCAP REJN | 208/230-3-60 380/415-3-50 460-3-60 | 1 | 1 1 1 |
| 52 | E03-0170 | Relay 1P2T 24V 50/60HZ | All | 1 | 1 |
| 55 | 139170G1 | Control Reheat SCR Assy on Page 27 | 208/230-3-60 380/415-3-50 460-3-60 | 1 | 1 1 1 |
| 56 | E-0110 | CONTACTOR 3PL 24V COIL 25/30AMP | 208/230-3-60 380/415-3-50 460-3-60 | 1 | 1 1 1 |
| 71 | 166806G1 | Ground Current Detector Assy | 208/230-3-60 380/415-3-50 460-3-60 | 1 | 1 1 1 |

10.4.1. Control SCR Reheat Assembly



| Item | Part # | Description | Volts | 2 Ton | 3 Ton |
|------|----------|--------------------------------|--|-------|-------|
| 1 | 139165P1 | Heatsink AAVID A-007-107 | 208/230-3-60 380/415-3-50 460-3-60 | 1 | 1 |
| 2 | 517017P1 | Relay Solid State 055Amp 24Vac | 208/230-3-60 380/415-3-50 460-3-60 | 2 | 2 |
| 3 | 139166P1 | Varistor Metal Oxide 575V | 208/230-3-60 380/415-3-50 460-3-60 | 2 | 2 |

10.5. EP Freecooling Components



| Item | Part # | Description | Volts | 2 Ton | 3 Ton |
|------|-----------|-----------------------------------|------------------------------|-------|-------|
| 61 | E-0130 | RELAY 2P2T 24VAC COIL | ALL | 1 | 1 |
| 62 | 154244P1 | Timer Digital Relay | All | 1 | 1 |
| 63 | 1C22351P1 | XMFR 40VA 120/208/240/24 60Hz | 208/230-1-60 208/230-3-60 | 1 | 1 |
| | 1C22351P2 | XMFR 40VA 200/220/24 50Hz FSC | 220/240-1-50 | 1 | 1 |
| | 1C22351P3 | XMFR 40VA 380/415/24 50Hz FSC | 380/415-3-50 | 1 | 1 |
| | 1C22351P4 | XMFR 40VA 277/480-24 60Hz | 277-1-60 460-3-60 | 1 | 1 |
| 64 | E02-0160 | Thermostat SPDT 40/90F 3.5-14Diff | All | 1 | 1 |

10.6. Wall Controller



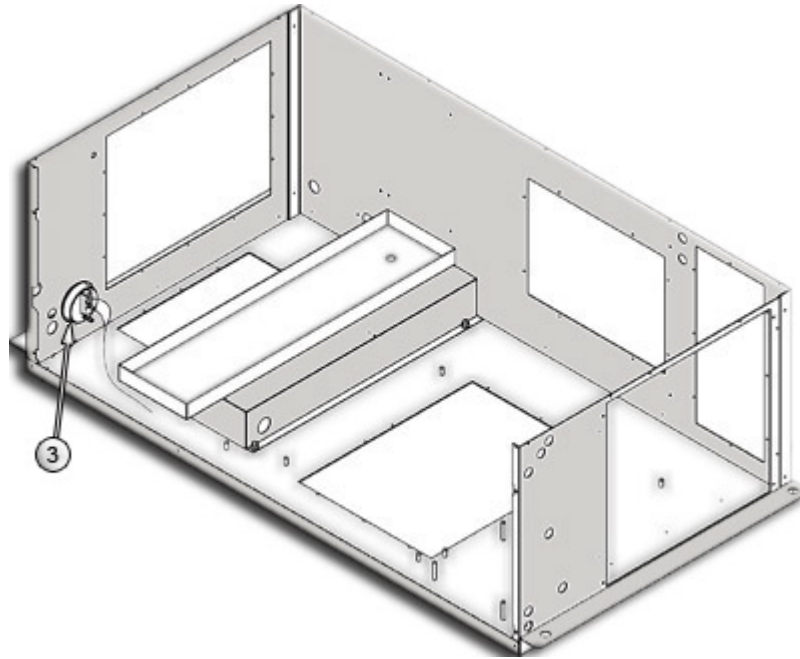
| Part # | Description | Volts | 2 Ton | 3 Ton |
|-------------|--------------|-------|-------|-------|
| 153210G1 * | Wall Box MM2 | All | 1 | 1 |
| 153210G2 ** | Wall Box MM2 | All | 1 | 1 |

* Used on units with Direct Drive Motors.

** Used on units with the High Static Blower Box.

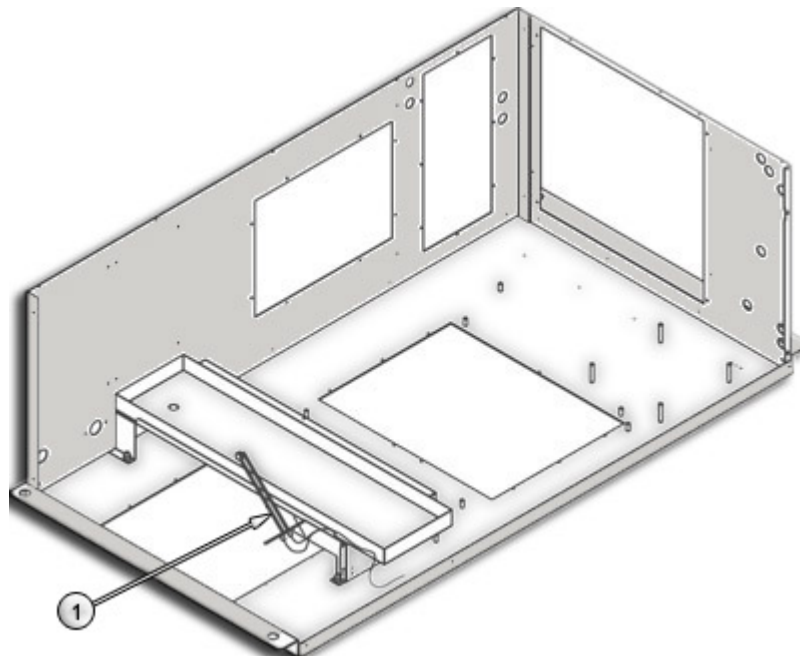
11. Options Miscellaneous

11.1. Filter Clog



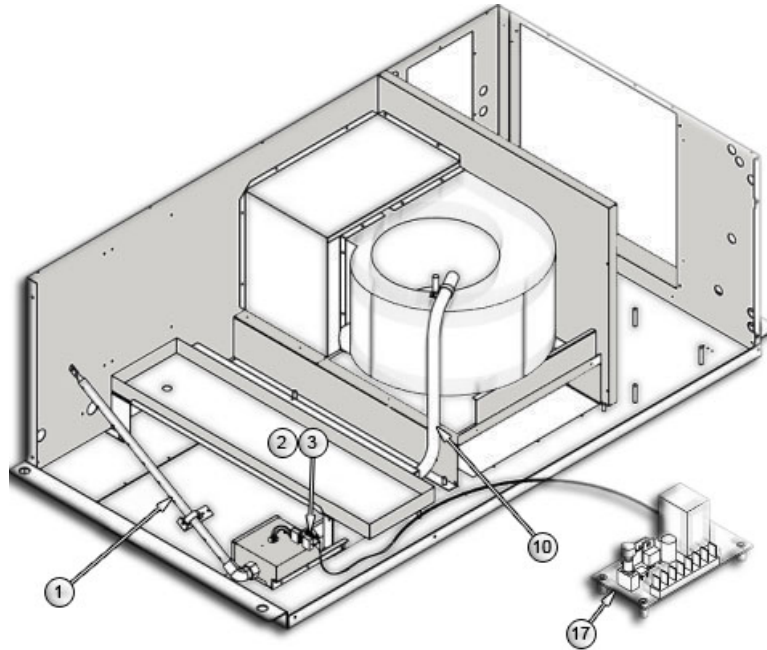
| Item | Part # | Description | Volts | 2 Ton | 3 Ton |
|------|----------|-----------------------------------|-------|-------|-------|
| 3 | 154020P1 | Switch Air Diffntl/Clogged Filter | ALL | 1 | 1 |

11.2. Firestat



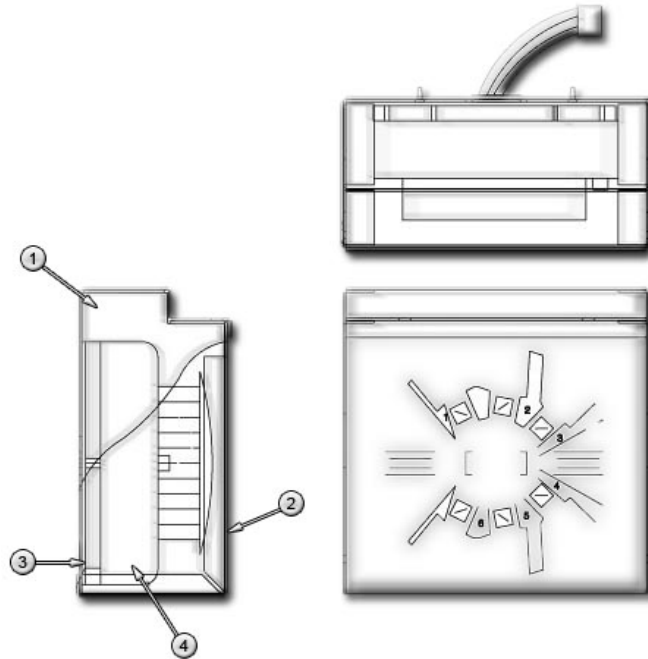
| Item | Part # | Description | Volts | 2 Ton | 3 Ton |
|------|----------|---------------------------|-------|-------|-------|
| 1 | 154213P1 | Firestat Open on Rise MM2 | ALL | 1 | 1 |

11.3. Smoke Detector



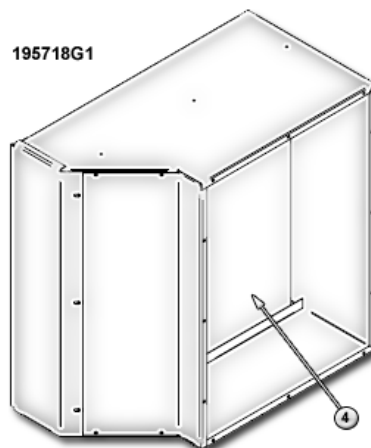
| Item | Part # | Description | Volts | 2 Ton | 3 Ton |
|------|---|-------------------------------------|-------|-------|-------|
| 1 | 128230P1 | Tube Sampling Smoke Detector | ALL | 1 | 1 |
| 2 | | Smoke Detector Enclosure on Page 31 | | | |
| 3 | F02-8800 | Conn Tube Smoke Detector | ALL | 1 | 1 |
| 10 | S04-0420 | Tubing Vinyl Clear 3/4ID | ALL | 1 | 1 |
| 17 | 124502P1 | PWA Smoke Detector Cntl 24VDC | ALL | 1 | 1 |
| | <i>Note: This item is mounted in the electrical panel</i> | | | | |

11.3.1. Smoke Detector Enclosure



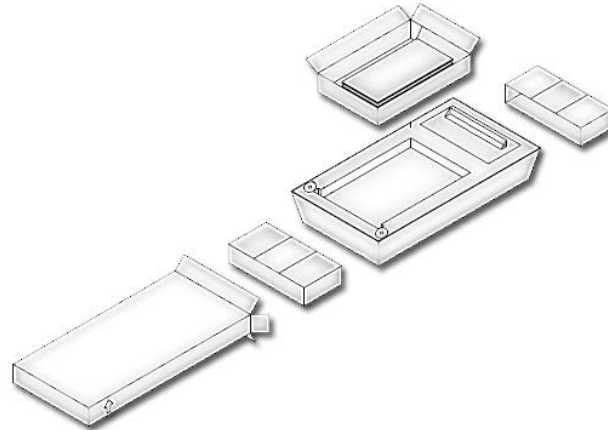
| Item | Part # | Description | Volts | 2 Ton | 3 Ton |
|------|----------|-------------------------------------|-------|-------|-------|
| 1 | 149100P1 | BOX SMOKE DETECTOR 731U | ALL | 1 | 1 |
| 2 | 149101P1 | COVER SMOKE DETECTOR 731U | ALL | 1 | 1 |
| 3 | 149102P1 | BASE SMOKE DETECTOR 702E | ALL | 1 | 1 |
| 4 | 149103P1 | SENSOR SMOKE DETECTOR PHOTOELECTRIC | ALL | 1 | 1 |

11.4. Filter Box Assembly




| Item | Part # | Description | 2 Ton | 3 Ton |
|------|----------|-----------------------|-------|-------|
| 1 | 195534P3 | FILTER 20X20X4 MERV 7 | 1 | 1 |

11.5. Air Distribution Plenum



| Part # | Description | 2 Ton | 3 Ton |
|----------|--------------------------------|-------|-------|
| 195524P2 | FILTER 16X25X4 MERV 7 | 1 | 1 |
| 195717G1 | MERV 7 Air Distribution Plenum | 1 | 1 |

11.6. Condensate Pump Kits



| Part # | Description | Volts | 2 Ton | 3 Ton |
|----------------|------------------------------------|--------------|-------|-------|
| 134001P1 | Pump Condensate 208/30/1/65 MM | 208/230-1-60 | 1 | 1 |
| | | 208/230-3-60 | | 1 |
| | | 220/240-1-50 | 1 | 1 |
| 134001P2 | Pump Condensate 277/1/60/50 MM | 277-1-60 | 1 | 1 |
| 134001P3 | Pump Condensate 460/1/60/50 MM | 380/415-3-50 | 1 | 1 |
| | | 460-3-60 | | 1 |
| SKCPHTMM0023P | Serv. Cond Pump w/o Tank MM 208 | 208/230-1-60 | 1 | 1 |
| | | 208/230-3-60 | | 1 |
| | | 220/240-1-50 | 1 | 1 |
| SKCPHTMM0023PT | Serv. Cond Pump w/ Tank MM 208 | 208/230-1-60 | 1 | 1 |
| | | 208/230-3-60 | | 1 |
| | | 220/240-1-50 | 1 | 1 |
| SKCPHTMM0023X | Serv. Cond Pump w/o Tank MM 277 | 277-1-60 | 1 | 1 |
| SKCPHTMM0023XT | Serv. Cond Pump w/ Tank MM 277 | 277-1-60 | 1 | 1 |
| SKCPHTMM0048A | Serv. Cond Pump w/o Tank MM 460 | 380/415-3-50 | 1 | 1 |
| | | 460-3-60 | | 1 |
| SKCPHTMM0048AT | Serv. Cond Pump w/ Tank MM 460 | 380/415-3-50 | 1 | 1 |
| | | 460-3-60 | | 1 |

11.7. Single Point Power Kit



| Part # | Description | 2 Ton | 3 Ton |
|-----------|------------------------------|-------|-------|
| 156039G1 | Kit SPP MM2 2&3T 1PH No Fuse | X | X |
| 156039G2 | Kit SPP MM2 2&3T 3PH No Fuse | | X |
| 156039G3 | Kit SPP MM2 2&3T 1PH 50E 20C | X | |
| 156039G4 | Kit SPP MM2 2&3T 1PH 60E 40C | | X |
| 156039G5 | Kit SPP MM2 2&3T 1PH 35E 40C | | X |
| 156039G6 | Kit SPP MM2 2&3T 1PH 45E 40C | | X |
| 156039G7 | Kit SPP MM2 2&3T 1PH 50E 30C | | X |
| 156039G8 | Kit SPP MM2 2&3T 1PH 60E 30C | | X |
| 156039G9 | Kit SPP MM2 2&3T 1PH NoE 40C | | X |
| 156039G10 | Kit SPP MM2 2&3T 3PH 45E NoC | | X |

Note: See Sales Price Book for Specific Application.

11.8. Field Add-On Kits

| Part # | Description | Volts | 2 Ton | 3 Ton |
|-------------|---------------------------------|--------------|-------|-------|
| 164022G1 | Kit Filter Clog 1//5T MM2 | ALL | 1 | 1 |
| 164135G1 | Kit Firestat 1//5T MM2 | ALL | 1 | 1 |
| 164252G1 | Kit Smoke Detector D/B MM2 2/3T | ALL | 1 | 1 |
| 164254G1 | Kit Hum MM2 2/3T 208//277 | 208/230-1-60 | 1 | 1 |
| | | 208/230-3-60 | | 1 |
| | | 220/240-1-50 | 1 | 1 |
| | | 277-1-60 | 1 | 1 |
| 164254G2 | Kit Hum MM2 2/3T 380//460 | 380/415-3-50 | 1 | 1 |
| | | 460-3-60 | | 1 |
| 156331G1 | Kit Elec RH 208/230 1P 2/3T MM2 | 208/230-1-60 | 1 | 1 |
| | | 220/240-1-50 | 1 | 1 |
| 156332G1 | Kit Elec RH 277 1P 2/3T MM2 | 277-1-60 | 1 | 1 |
| 164250G1 | Kit Elec RHT 208/230 3P 3T | 208/230-3-60 | | 1 |
| 164250G2 | Kit Elec RHT 380/415 3P 3T | 380/415-3-50 | 1 | 1 |
| 164250G3 | Kit Elec RHT 460 3P 3T | 460-3-60 | | 1 |
| SKARATHMM2 | Kit Return Air Temp/Humid MM2 | ALL | 1 | 1 |
| SKARCISDMM2 | Kit Rem Ind Smoke Detector MM2 | ALL | 1 | 1 |

12. Parts Gallery

| | | | |
|----------------|-----------|-------------------|-----------|
| | | | |
| Motor Mount HW | 1C19516P1 | 1D19535P1 | 156003P1 |
| | | | |
| 1A17649P1 | 156181P1 | 156051P1 | B-1440 |
| | | | |
| B13-0150 | 156052P3 | B13-0100/B13-0080 | B13-0210 |
| | | | |
| 156376P1 | 156103P1 | 156153G1 | 1A18660P1 |
| | | | |
| 1A19716P1 | 154083P1 | 156141P1 | 168166P1 |
| | | | |
| 1C11305P1 | P02-0260 | 1C19696P1 | 124216P2 |
| | | | |
| P15-0140 | 164790P1 | 124220P1 | 156060G1L |

| | | | |
|---|---|--|---|
|  |  |  |  |
| 154240P1 | 154243P1 rev2 | 154243P1 rev3 | 128751P1 |
|  |  |  |  |
| 127853P1 | 128759P1 | 127992P1 | P-057A |
|  |  |  |  |
| P-057B | KIT-164659P1 | 1A19592P1 | 136972P1 |
|  |  |  |  |
| 154016P1 | E03-0170 | 154005P1 | 154237P1 |
|  |  |  |  |
| 148366P11 | 136965P1 | 166810G1 | 136782P1 |
|  |  |  |  |
| 156108P1 | R-0520 | 1A23985P1 | 154246P3 |
|  |  |  |  |
| 154246P2 | 156033P2 | 156033P1 | 156171P1 |

| | | | |
|---|---|---|---|
|  |  |  |  |
| 156168P1 | 156169P2 | 156167P1 | 156166P1 |
|  |  |  |  |
| 156165P1 | 1C18352P1 | 156359P1 | 156356P1 |
|  |  |  |  |
| 156366P1 | 156556P1 | 156554P1 | 156557P1 |
|  |  |  |  |
| E15-0010 | E-011A | 1A17009P1 | 127977P3 |
|  |  |  |  |
| 136201P1 | E03-0010 | 415771G1 | B03-0030 |
|  |  |  |  |
| E-013A | 1C18351P2 | E13-0040 | E-0110 |
|  |  |  |  |
| 136200P1 | 4A10033P1 | 124501P1 | 154190G1 |

| | | | |
|---|---|--|---|
|  |  |  |  |
| 154021P1 | 517017P1 | 139166P1 | E-011C |
|  |  |  |  |
| 129629P1 | E-1160 | 136201P1 | 156190G1 |
|  |  |  |  |
| 139170G1 | E02-0160 | 154244P1 | 1C22351P1 |
|  |  |  |  |
| E-0130 | 153210G1 | 154020P1 | 154213P1 |
|  |  |  |  |
| 128230P1 | F02-8800 | S04-0420 | 124502P1 |
|  |  |  |  |
| 195534P3 | 195717G1 | 134001P1 | 156039G1 |

13. Revision Page

| Revision Date | Modification | Details |
|---------------|-----------------------------|---|
| 04/2016 | Blower Section | Changed Motor Mount Part Number |
| 08/27/2009 | Changed filter part numbers | Old Part # New Part# 1A19647P1 195534P3 1A19527P1 195524P2 |
| | Removed 154150G2 | Removed "Filter Box Assy 30%" from the menu |
| 02/2010 | Manual conversion | |