




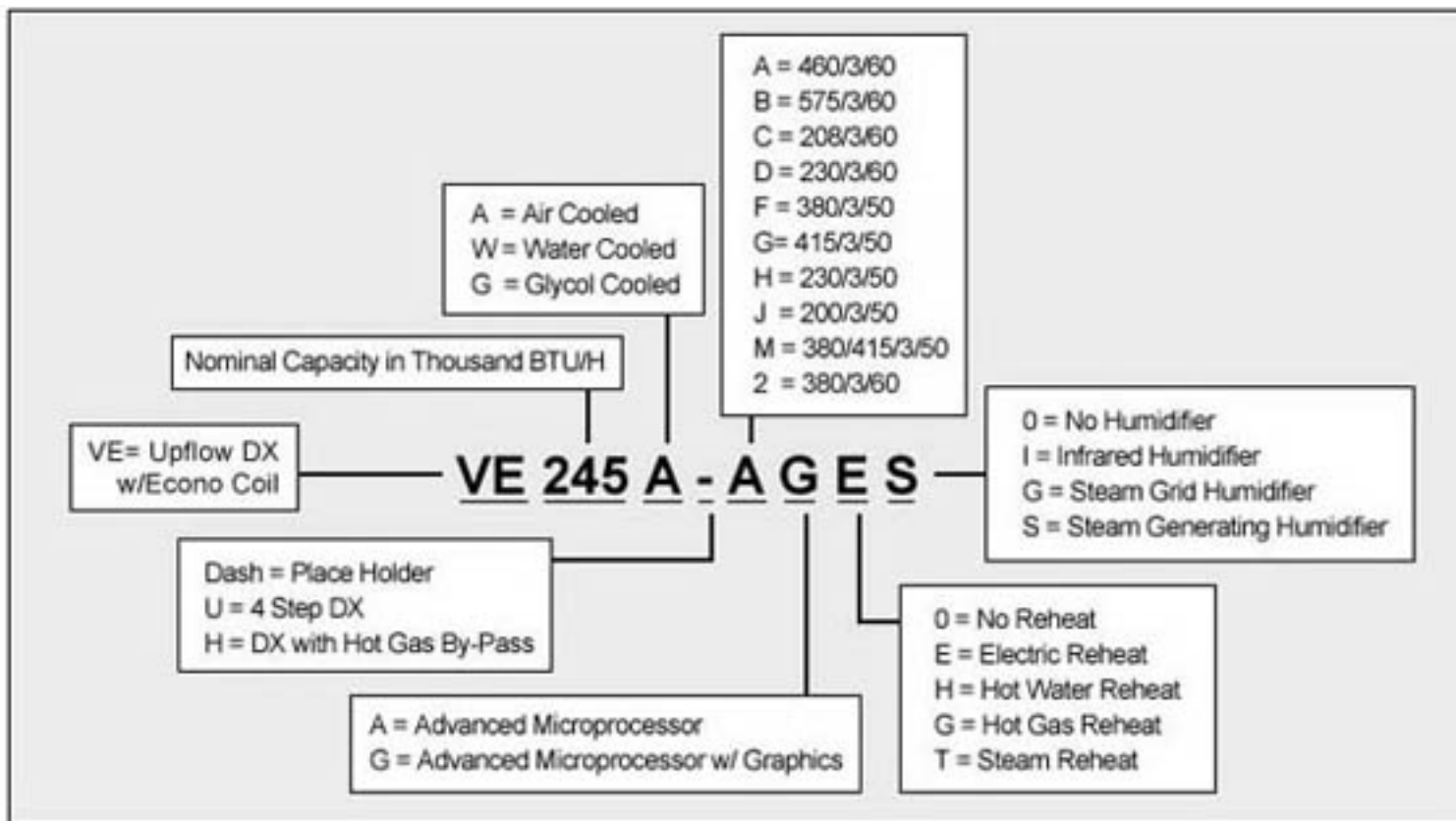
VE-Deluxe System 3 6-30 Ton

Parts Manual



Sections	Page	Sections	Page
1.10 Electronics Section.....	10	6.5 15 Ton Compressor Section.....	93
1.15 Electric Back Panel Section.....	16	6.6 20 Ton Compressor Section.....	94
1.2 Electric Panel-Compressor Section.....	18	6.7 30 Ton Compressor Section.....	95
1.3 Electric Panel-Condensate Pump Section.....	21	7.1 6 Ton DX Coil Section.....	95
1.4 Electric Panel-Infrared Humidifier Section.....	23	7.2 8 Ton DX Coil Section.....	97
1.45 Electric Panel Steam Generator Humidifier Section.....	25	7.3 10 Ton DX Coil Section.....	97
1.5 Electric Panel-Motor Section.....	27	7.4 15 Ton DX Coil Section.....	97
1.6 Electric Panel-Single Stage Reheat Section.....	33	7.5 20 Ton DX Coil Section.....	98
1.65 Electric Panel-Three Stage Reheat Section.....	35	7.6 30 Ton DX Coil Section.....	98
1.7 Panel Disconnect Section-Klockner Moeller.....	37	8.1 2 Way Condenser Header without Bypass Section.....	98
1.8 Panel Disconnect Section-General Electric.....	39	8.2 2 Way Condenser Header with Bypass Section.....	100
1.9 Miscellaneous Options Section.....	43	8.3 3 Way Condenser Header Section.....	100
2.1 Motor Assembly Section.....	53	8.4 Condenser Assembly Section.....	103
2.2 Drive Package Section.....	56	9.1 Front Return Filter Section.....	105
2.3 Blower Assembly Section.....	59	9.2 Rear Return Filter Section.....	107
3.1 Humidifier - Infrared Section.....	61	9.3 Bottom Return Filter Section.....	110
3.2 Humidifier - Infrared Bulb Assemblies Section.....	63	10.1 Klockner-Moeller Disconnect Section.....	112
3.3 Humidifier - Steam Generator Section.....	71	10.2 GE Locking Disconnect Section.....	112
3.4 Humidifier - No Humidifier Drain Section.....	77	10.3 GE Non-Locking Disconnect Section.....	113
4.1 Reheat Assembly Section.....	80	10.4 No Disconnect Section.....	113
5.1 Air/Water/Glycol Piping Common Parts Section.....	82	10.45 Gas Struts for Models 363//412 Section.....	113
5.2 Air/Water/Glycol Cooled Piping #1 Discharge Line Section.....	84	10.5 72" Frame-Exterior Panel Section - Front Return Section.....	115
5.3 Air/Water/Glycol Cooled Piping #2 Discharge Line Section.....	84	10.55 72" Frame-Exterior Panel Section - Rear Return Section.....	116
5.4 Air/Water/Glycol Cooled Piping #1 Suction Line Section.....	85	10.6 72" Frame-Exterior Panel Section - Bottom Return Section.....	118
5.5 Air/Water/Glycol Cooled Piping #2 Suction Line Section.....	85	10.65 97" Frame-Exterior Panel Section - Front Return Section.....	119
5.6 Air/Water/Glycol Cooled Filter Drier Piping Section.....	86	10.7 97" Frame-Exterior Panel Section - Rear Return Section.....	120
5.7 Ball Valve Assembly Section.....	86	10.75 97" Frame-Exterior Panel Section - Bottom Return Section.....	121
5.8 Hot Gas Bypass Option Section.....	87	10.8 120" Frame-Exterior Panel Section - Front Return Section.....	122
6.1 Compressor Pressure Switch Assembly Section.....	88	10.85 120" Frame-Exterior Panel Section - Front Return Section.....	123
6.2 6 Ton Compressor Section.....	90	Recommended Spare Parts Kits A KIT.....	124
6.3 8 Ton Compressor Section.....	91	Recommended Spare Parts Kits B KIT.....	125
6.4 10 Ton Compressor Section.....	92	Recommended Spare Parts Kits C KIT.....	132

While every precaution has been taken to ensure accuracy and completeness in this manual, Liebert Corporation assumes no responsibility, and disclaims all liability for damages resulting from use of this information or for any errors or omissions.
 © 1994 Liebert Corporation All rights reserved throughout the world. Specifications subject to change without notice.
 ® Liebert and the Liebert logo are the registered trademarks of the Liebert Corporation.



50 & 60 HERTZ MODEL NUMBERS 50 HERTZ MODEL NUMBERS 60 HERTZ MODEL NUMBERS	72G	110G	116G	192G	240G	265G	363G
	075A	111G	121G	199A	245A	290A	380A
	86W	114A	125A	219W	267W	315W	412W
		115A	130A				
		127W	138W				
		128W	143W				

Liebert Color Selector

Standard Colors*



Z-0350



Z-0430



Z-0180



Z-0620



Z-0990



Z-0590



Z-1330



Z-0420



Z-0410



Z-1250



Z-1570



Z-1730



Z-0390



Z-1180



Z-1360

*Your specialty colors
available at additional cost.
Consult Liebert Corporation

Product Description

The Deluxe System/3 unit is available in an upflow or downflow configuration and is equipped with infrared humidifier, electric reheat, 4 in. (10 cm) 20% air filters and standard blower package, high voltage circuit protection, and the Advanced Microprocessor Control (AM) includes backlit 4 x 20 LCD for displaying all data and for operator interface to the control. Data that can be displayed through the menu-driven control includes temperature, humidity, percent operating capacity, component run hours, alarm history, and four optional analog readings. Other features included in the control are three selectable temperature control algorithms, two selectable humidity control algorithms, a maximum of 17 available alarms, output diagnostics, input diagnostics, microprocessor diagnostics, temperature anticipation, programmable infrared humidifier flush cycle, compressor short-cycle control, automatic compressor sequencing, sequential load activation, CW/HW/Econ-O-Coil flush cycles, sensor calibration, alarm management, and battery backed-up clock.

Air Cooled includes dual refrigeration system with standard fan speed control condenser with factory wired internal controls for 95°F (35°C) Ambient.

Water Cooled includes dual refrigeration system with water cooled condensers and two-way head pressure control valve.

Chilled Water includes chilled water piping and three-way modulating control valve and insulated piping. Models 422C and 529C not available with optional fan motor.

Glycol Cooled includes dual refrigeration system with glycol cooled condenser and two-way head pressure control valve with bypass. Outdoor equipment includes drycooler with factory wire internal controls, pump, and expansion tank for 95°F (35°C) Ambient.

Glycool (DE/VE) includes basic glycol cooled package plus the following: Additional multi-row Glycool coil with three-way valve, insulated piping, three-way water regulating valve, higher horsepower pump selection (if required), top or fan end removable filters only (on down flow units), increased fan motor size, comparator circuit for activation of Glycool operation.

NOTE: GLYCOOL CANNOT BE SOLD WITH THE FOLLOWING OPTIONS:

- 1) Steam Humidifier
- 2) Steam Reheat
- 3) Hot Water Reheat
- 4) 6 in. (15 cm) Filters with standard Econ-O-Coil
4 in. (10 cm) or 6 in. (15 cm) Filters with 6-row Econ-O-Coil
- 5) Cutdown Frame on DE models
- 6) No Controls

Upflow Glycool Units cannot be sold with the following additional options:

- 1) 6-row Econ-O-Coil
- 2) Hot Gas Reheat

4-Step System includes cylinder unloaders on each compressor plus special DX coil. It provides 4 steps of DX cooling. It is available on all System/3 units except Chilled Water and 6-ton DX. It is available with either Advanced Microprocessor, or Advanced Microprocessor with Graphics.

Optional Equipment Description (cont'd)

Some options or combinations of options may result in reduced air flow, consult factory for recommendations.

Main Fan Overload Alarm includes an overload wired to control which activates an alarm on digital readout of monitor.

Compressor Overload Alarm includes an overload wired to control which activates an alarm on digital readout of monitor (price is per compressor).

Plenum painted to match dominant unit color; standard heights 20 in. (51 cm), 22 ¾ in. (58 cm), and 34 ¾ in. (88 cm), insulation on all four sides. The following standard configurations are available: Front or Rear Discharge with grille; Top Discharge with 1 in. (2.5 cm) flange.

Advanced Microprocessor Control (AG) w/Graphics includes all the features of the Advanced control except the 4 x 20 LCD which is replaced with a backlit 240 x 128 dot matrix graphics display. In addition, the AG includes a larger alarm history file, graphical plots of temperature, humidity, and the analog inputs, bar graph plots of component run history, and a graphical floor plan layout for water detection cable. The default screen is a graphical display of unit status, temperature, and humidity.

The OpenComms NIC (Network Interface Card) makes possible 10baseT Ethernet connectivity for monitoring the unit via SNMP by Network Management Systems (exp. HP OpenView) as well as serving up a web page. Consult Site Price Book for more information.

Environmental Discrete Outputs Card provides 16 discrete outputs, corresponding to status and major alarm conditions of the unit. Consult Site Price Book for more information.

Language Options. The AM & AG Controls are available with the following languages which must be selected at time of order:

AM	AG
English	English
Spanish	Spanish
Portuguese	Portuguese
French	French
	Chinese

Analog Input Wiring Kit includes the necessary wiring and terminals to field wire analog inputs to AM or AG control.

Air Cooled/Water Cooled Units with Econ-O-Coil include the basic air cooled/water cooled package plus the following:

- 1) Additional Glycol Coil with Three-Way Valve
- 2) Insulated Piping
- 3) Top or Fan End Removable Filters Only (On Downflow Units)
- 4) Increased Fan Motor Size

Available in Downflow version only.

On water cooled units, the piping for the Econ-O-Coil is separate from the piping for the water cooled condensers.

NOTE: On the Advanced Microprocessor controlled units the Econ-O-Coil will operate like a chilled water unit (i.e., modulating cooling and dehumidifying).

Upflow DX and UH600C/UH740C Blower/Motor Packages for Special Applications are made up from the following list of components:

- 15x11 blower(s)** in lieu of the standard 15x15
- 12x9 blower(s)** in lieu of the standard 15x15
- 200,000 hour bearings** in lieu of the standard 100,000 hour bearings
- Optional HP motors** up to 20 hp*
- Premium Efficiency Motors**
- Heavy Gauge (16ga) Panels** which are recommended for high esp applications

The Liebert Blower Performance Program must be used to select the proper blower/motor combination for each application.

* 15x11 blowers are required with certain motor and frame combinations. Consult specific optional motor tables (blower price must be added to motor price).

Optional Equipment Description (cont'd)

Condensate Pump must be shipped loose for all Water Cooled, Glycol Cooled units and GLYCOOL units and for bottom return Air Cooled and Chilled Water units. A **Dual Float Condensate Pump** is also available. It includes a common alarm, unit shutdown and 1 set of customer n/o contacts

Filter Packages.

NOTE: When using optional filters, an upsized fan motor is recommended (consult factory).

All filter packages are rated in accordance with ASHRAE 52.1. The standard filter package is 4 in. (10 cm)/20% efficient. Optional Packages are:

For Downflow DX Units

- 4 in. (10 cm)/30% efficient
- 4 in. (10 cm)/40-45% efficient
- 4 in. (10 cm)/60-65% efficient
- 6 in. (15 cm)/60-65% efficient
- 2 in. (5 cm)/ 20% efficient Pre-filters

All filters are mounted in the standard unit filter rack.

When using the optional 60-65% or higher filters, an upsized fan motor should be used (consult factory).

For Upflow DX Units

- 4 in. (10 cm)/30% efficient
- 4 in. (10 cm)/40-45% efficient
- 4 in. (10 cm)/60-65% efficient
- 4 in. (10 cm)/80-85% efficient
- 4 in. (10 cm)/90-95% efficient
- 2 in. (5 cm)/ 20% efficient Pre-filters

For All CW Units

- 4 in. (10 cm)/30% efficient
- 4 in. (10 cm)/40-45% efficient
- 4 in. (10 cm)/60-65% efficient
- 4 in. (10 cm)/80-85% efficient*
- 4 in. (10 cm)/90-95% efficient*

* UH600C &UH740C only.

Prices shown are list add for an optional package and list add for one extra set of filters. 2 in. Pre-filters on FH Chilled Water units require a 9 in. plenum.

FILTER AVAILABILITY				
	6 in. + 2 in.	6 in.	4 in. + 2 in.	4 in.
Mode	Pre-Filter	Only	Pre-Filter	Only
FH/D	ALL (ECW)	ALL (ECW)	ALL (CWS)	ALL
H				
UH/V	N/A	N/A	ALL (ECW)	ALL
H				
DE	N/A	N/A	N/A	E6RE
VE	N/A	N/A	ALL	ALL

- ECW = Except Chilled Water
- CWS = Chilled Water – Special Plenum
- E6RE = Except 6-row Econ-O-Coil – 2 in. only.

The **Smoke Detector** senses the return air, shuts down the unit upon detection, and sends visual and audible alarm. Dry contacts are available for a remote customer alarm. This smoke detector is not intended to function as

or replace any room smoke detection system that may be required by local or national codes.

Firestat senses return air temperature. Shuts down unit if temperature reaches the field adjustable set point.

Crankcase Heaters are installed in each compressor and are energized whenever the unit is powered but the compressor(s) is off.

Lee–Temp Air Cooled System includes an air cooled condenser with heated (150 watt), insulated receivers, pressure relief valves, three-way head pressure control valves, check valves and roto lock valves. Provides head pressure control to -30°F (-34.4°C).

300 Watt Heater Pads for Lee–Temp includes an additional 150 watt heater for each Lee–Temp receiver.

Two Way WRV with Bypass Valve includes a manually adjustable gate valve piped in parallel with WRV (standard on glycol units).

3 Way WRV replaces two-way WRV and is required when constant condenser water flow rate must be maintained (standard on glycol units).

High Pressure Water Cooled or Glycol Cooled System (300 psig / 2068.5 kPa) includes WRV and condenser to meet the listed pressure. Glycol units also include high pressure chilled glycol valve.

High Pressure Chilled Water System (400psig/2758kPa) includes high pressure valve. Standard coil is good for 400 psig (2758 kPa).

Balance Valve on chilled water units is mounted in bypass leg around chilled water coil. Manually adjustable. Rated for 400 psig (2758 kPa).

Export Pack. See Weights and Measures.

Floorstand available in heights between 9 in. (23 cm) through 24 in. (61 cm) in 3 in. (7.6 cm) increments (adj. ± 1.5 in./± 3.8 cm); Turning Vanes add to price of floorstand.

Turning Vanes are designed to drop into opening in floorstand. Can be installed to direct air to the front or rear of the unit.

Optional Equipment Description (cont'd)

Some options or combinations of options may result in reduced air flow, consult factory for recommendations.

Main Fan Overload Alarm includes an overload wired to control which activates an alarm on digital readout of monitor.

Compressor Overload Alarm includes an overload wired to control which activates an alarm on digital readout of monitor (price is per compressor).

Plenum painted to match dominant unit color; standard heights 20 in. (51 cm), 22 ¾ in. (58 cm), and 34 ¾ in. (88 cm), insulation on all four sides. The following standard configurations are available: Front or Rear Discharge with grille; Top Discharge with 1 in. (2.5 cm) flange.

Advanced Microprocessor Control (AG) w/Graphics includes all the features of the Advanced control except the 4 x 20 LCD which is replaced with a backlit 240 x 128 dot matrix graphics display. In addition, the AG includes a larger alarm history file, graphical plots of temperature, humidity, and the analog inputs, bar graph plots of component run history, and a graphical floor plan layout for water detection cable. The default screen is a graphical display of unit status, temperature, and humidity.

The OpenComms NIC (Network Interface Card) makes possible 10baseT Ethernet connectivity for monitoring the unit via SNMP by Network Management Systems (exp. HP OpenView) as well as serving up a web page. Consult Site Price Book for more information.

Environmental Discrete Outputs Card provides 16 discrete outputs, corresponding to status and major alarm conditions of the unit. Consult Site Price Book for more information.

Language Options. The AM & AG Controls are available with the following languages which must be selected at time of order:

AM	AG
English	English
Spanish	Spanish
Portuguese	Portuguese
French	French
	Chinese

Analog Input Wiring Kit includes the necessary wiring and terminals to field wire analog inputs to AM or AG control.

Air Cooled/Water Cooled Units with Econ-O-Coil include the basic air cooled/water cooled package plus the following:

- 1) Additional Glycol Coil with Three-Way Valve
- 2) Insulated Piping
- 3) Top or Fan End Removable Filters Only (On Downflow Units)
- 4) Increased Fan Motor Size

Available in Downflow version only.

On water cooled units, the piping for the Econ-O-Coil is separate from the piping for the water cooled condensers.

NOTE: On the Advanced Microprocessor controlled units the Econ-O-Coil will operate like a chilled water unit (i.e., modulating cooling and dehumidifying).

Upflow DX and UH600C/UH740C Blower/Motor Packages for Special Applications are made up from the following list of components:

- 15x11 blower(s)** in lieu of the standard 15x15
- 12x9 blower(s)** in lieu of the standard 15x15
- 200,000 hour bearings** in lieu of the standard 100,000 hour bearings
- Optional HP motors** up to 20 hp*
- Premium Efficiency Motors**
- Heavy Gauge (16ga) Panels** which are recommended for high esp applications

The Liebert Blower Performance Program must be used to select the proper blower/motor combination for each application.

* 15x11 blowers are required with certain motor and frame combinations. Consult specific optional motor tables (blower price must be added to motor price).

Optional Equipment Description (cont'd)

Some options or combinations of options may result in reduced air flow, consult factory for recommendations.

70/30 Cu-Ni Econ-O-Coil, (Glycool & Dual-Cooling Source units, DE & VE) replaces the copper tube Econ-O-Coil. Consult factory for lead-time. Use SFA E9126 for DE units; SFA E7351 for VE units.

Note: this option is required on open-tower systems

Variable Speed Drive (VSD) on Chilled Water units includes an inverter-driven blower system controlled in parallel with the chilled water valve. **Note: This option is not available on FH600C and FH740C Units with Steam Generating Canister Humidifier.**

Centrifugal Condensers include Lee-Temp Package and control box. Prices shown are list adds to indoor unit only price. (Consult factory for lead time.)

Centrifugal Drycoolers price shown includes drycooler, drycooler control box and three-way mixing valve. Prices shown are list adds to indoor unit only price and includes standard pump. (Consult factory for lead time.)

Series PB Condensers include Centrifugal fan and Lee-Temp package in the same cabinet design as the Deluxe System/3. Prices are in Heat Rejection Section.

Series PB Drycoolers include Centrifugal fan, pump, and expansion tank in the same cabinet design as the Deluxe System/3. Prices are in Heat Rejection Section.

SERIES PB OPTIONS

Adjustable Floor Stand available between 9 in. (23 cm) and 24 in. (61 cm) in 3 in. (7.6 cm) increments, adjustable $\pm 1 \frac{1}{2}$ in. (± 3.8 cm).

Filter Section includes filter slides and 20% efficiency air filter.

Disconnect Switch externally operated, non-automatic.

Non-locking does not prevent access to high voltage panel (standard).

Locking locks high voltage panel when voltage is on.

Optional Extended Protection Programs - Domestic Only

Liebert offers Optional Extended Protection Programs for the Deluxe System/3. The **2nd Year Total Unit Coverage (Parts & Compressor)** program provides parts replacement on Liebert equipment as required in accordance with the policy statement provided which covers year two from date of start-up. The **4 Year Compressor Only Warranty** program is for an additional four years beyond the standard one year unit warranty. The **4-Year Total Unit Coverage (Parts & Compressor)** program provides parts replacement on Liebert equipment as required in accordance with the policy statement provided which covers years two through five from date of start-up. The **1st Year Labor and Standard Service** program provides labor coverage for the replacement of components as covered in our standard warranty statement.

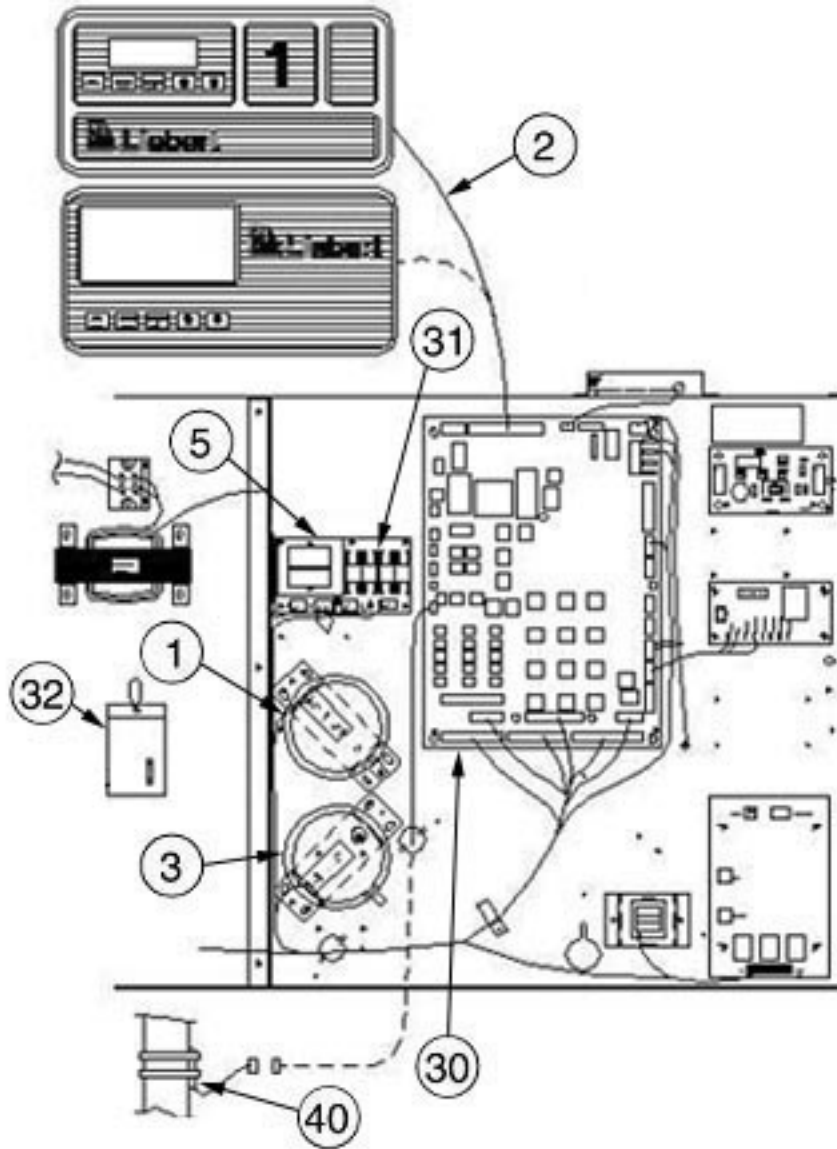
Comprehensive 1st year Labor includes all the features of 1st year labor described above, plus it also includes appropriate troubleshooting of the Liebert environmental unit during the first year of service, fine tuning of Liebert controls to match the customer load, and the labor assistance to repair Liebert or Liebert vendor caused problems. Start-up allowance must be sold with this optional labor warranty, a factory trained serviceman must do the start-up, start-up papers must be returned to Liebert ES&S, a Liebert USA contractor must provide the labor, and all labor must be pre-authorized by Liebert ES&S through the local sales office. The **Platinum Service** program combines the benefits of 1st Year Labor Coverage along with 4 Year Total Unit Coverage (Parts & Compressor). Note: This does not include the features of the Comprehensive 1st year labor option.

VE-Deluxe System 3 6-30Ton

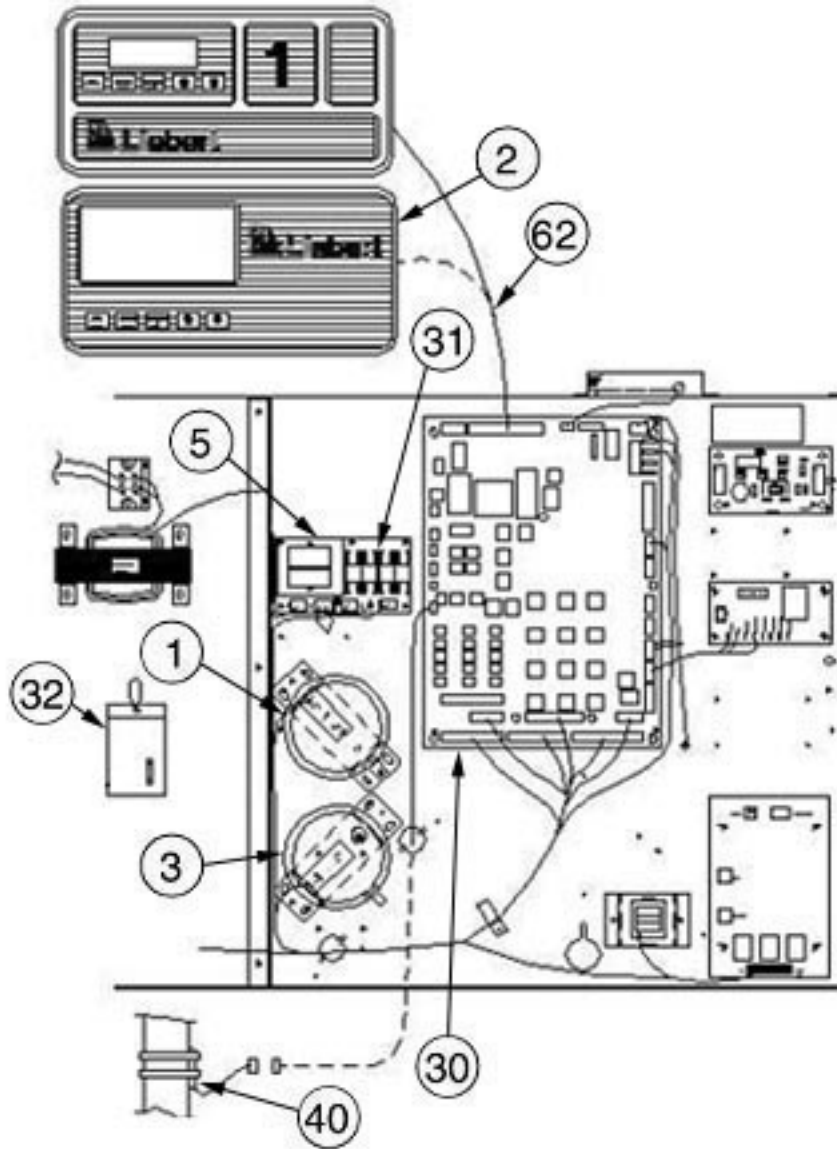
1.10 Electronics Section

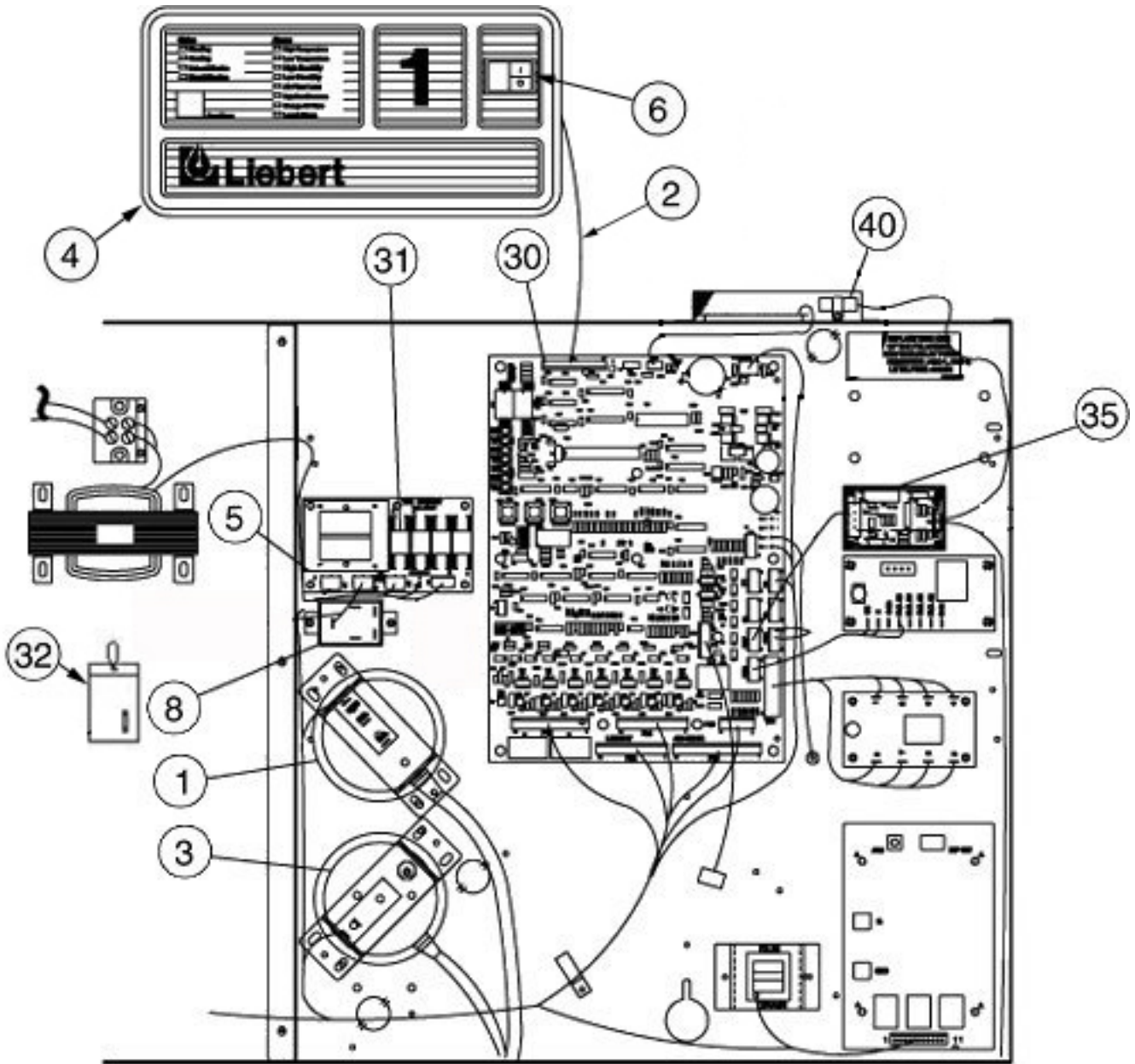
Part Description	Part #	Volts								Figure #	RSP															
			72G	75A	86W	110G	111G	114A	116G			121G	125A	115A	127W	138W	192G	199A	219W	240G	245A	267W	303G	363G	380A	412W
BEZEL CNTR DISP SG/AM/00	4D10399P1	ALL	1	1	1	1	1	1	1	1	1	1	1	1	1	1	1	1	1	1	1	1	1	1	4-4	
DISPLAY ASM AM 4X20 UNIV 24/WH	166819G1	ALL	1	1	1	1	1	1	1	1	1	1	1	1	1	1	1	1	1	1	1	1	1	1	1-2	C
FUSE GLASS 250V 4AMP .25X1.25	135409P2	208//575-3-60Hz	4	4	4	4	4	4	4	4	4	4	4	4	4	4	4	4	4	4	4	4	4	4	1-31	B
FUSE GLASS 250V 6AMP .25X1.25	135409P3	380/415-3-50Hz	4	4	4	4	4	4	4	4	4	4	4	4	4	4	4	4	4	4	4	4	4	4	1-31	B
FUSE KIT QTY 8 4A NON-TD FUSES	135637P2	60Hz	1	1	1	1	1	1	1	1	1	1	1	1	1	1	1	1	1	1	1	1	1	1	1-32	B
FUSE KIT QTY 8 6A NON-TD FUSES	135637P3	50Hz	1	1	1	1	1	1	1	1	1	1	1	1	1	1	1	1	1	1	1	1	1	1	1-32	B
PWA ISO XFMR/FUSE INTF	4C14651G1	ALL	1	1	1	1	1	1	1	1	1	1	1	1	1	1	1	1	1	1	1	1	1	1	1-5	C
PWA SMT TEMP/HUM GEN EAST SNSR	4C13121G4	ALL	1	1	1	1	1	1	1	1	1	1	1	1	1	1	1	1	1	1	1	1	1	1	3-7	C
PWA UNIVERSAL CONTROL AM	415761G2	ALL	1	1	1	1	1	1	1	1	1	1	1	1	1	1	1	1	1	1	1	1	1	1	1-30	C
SENSOR GLYCOL W/PLUG	148039P1	ALL	1	1	1	1	1	1	1	1	1	1	1	1	1	1	1	1	1	1	1	1	1	1	1-40	B
SW AIR DIFFERENTIAL 2PORTS	128199P1	ALL	1	1	1	1	1	1	1	1	1	1	1	1	1	1	1	1	1	1	1	1	1	1	1-3	B
SW AIRFLO SENSING	B02-0190	ALL	1	1	1	1	1	1	1	1	1	1	1	1	1	1	1	1	1	1	1	1	1	1	1-1	B

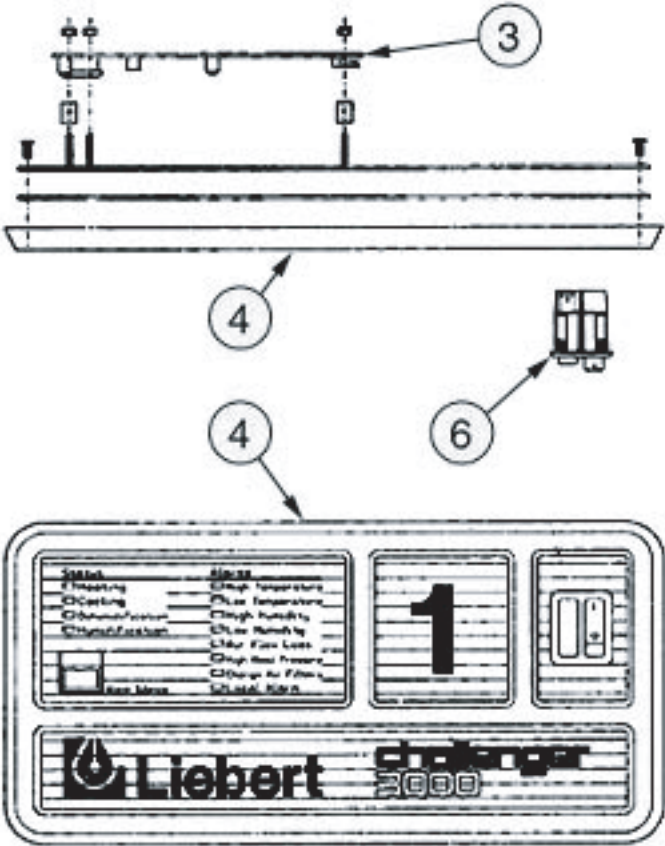
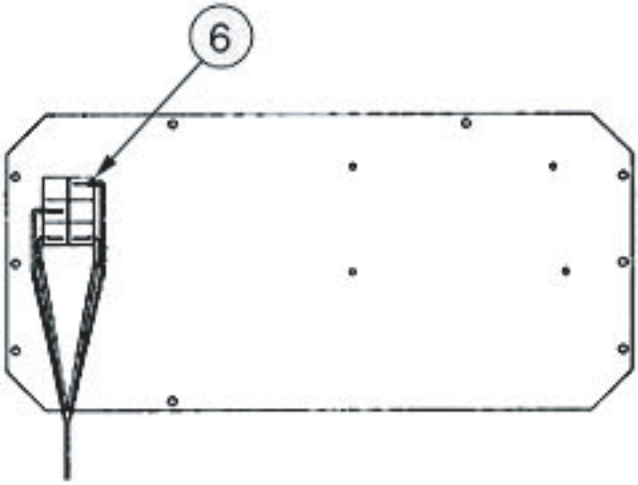
Part Description	Part #	Volts								Figure #	RSP															
			72G	75A	86W	110G	111G	114A	116G			121G	125A	115A	127W	138W	192G	199A	219W	240G	245A	267W	303G	363G	380A	412W
COVER DISPLAY ADVANCE GRAPHICS	136600P1	ALL	1	1	1	1	1	1	1	1	1	1	1	1	1	1	1	1	1	1	1	1	1	1	2-2	
DISPLAY ASM L15 GRAPHICS	139140G1	ALL	1	1	1	1	1	1	1	1	1	1	1	1	1	1	1	1	1	1	1	1	1	1	2-2	C
FUSE GLASS 250V 4AMP .25X1.25	135409P2	208//575-3-60Hz	4	4	4	4	4	4	4	4	4	4	4	4	4	4	4	4	4	4	4	4	4	4	2-31	B
FUSE GLASS 250V 6AMP .25X1.25	135409P3	380/415-3-50Hz	4	4	4	4	4	4	4	4	4	4	4	4	4	4	4	4	4	4	4	4	4	4	2-31	B
FUSE KIT QTY 8 4A NON-TD FUSES	135637P2	60Hz	1	1	1	1	1	1	1	1	1	1	1	1	1	1	1	1	1	1	1	1	1	1	2-32	B
FUSE KIT QTY 8 6A NON-TD FUSES	135637P3	50Hz	1	1	1	1	1	1	1	1	1	1	1	1	1	1	1	1	1	1	1	1	1	1	2-32	B
PWA ISO XFMR/FUSE INTF	4C14651G1	ALL	1	1	1	1	1	1	1	1	1	1	1	1	1	1	1	1	1	1	1	1	1	1	2-5	C
PWA SMT TEMP/HUM GEN EAST SNSR	4C13121G4	ALL	1	1	1	1	1	1	1	1	1	1	1	1	1	1	1	1	1	1	1	1	1	1	3-7	C
PWA UNIVERSAL CONTROL AG	415761G3	ALL	1	1	1	1	1	1	1	1	1	1	1	1	1	1	1	1	1	1	1	1	1	1	2-30	C
SENSOR GLYCOL W/PLUG	148039P1	ALL	1	1	1	1	1	1	1	1	1	1	1	1	1	1	1	1	1	1	1	1	1	1	2-40	B
SW AIR DIFFERENTIAL 2PORTS	128199P1	ALL	1	1	1	1	1	1	1	1	1	1	1	1	1	1	1	1	1	1	1	1	1	1	2-3	B
SW AIRFLO SENSING	B02-0190	ALL	1	1	1	1	1	1	1	1	1	1	1	1	1	1	1	1	1	1	1	1	1	1	2-1	B
WH DISPLAY AG TO CNTL BD 20"	139147G1	ALL	1	1	1	1	1	1	1	1	1	1	1	1	1	1	1	1	1	1	1	1	1	1	2-62	



ELECTRONICS - STANDARD MICROPROCESSOR	Part #	Volts	110G	116G	111G	121G	114A	125A	72G	115A	130A	192G	240G	363G	Figure #	RSP
			75A	127W	138W	199A	245A	380A	86W	128W	143W	219W	267W	412W		
BEZEL CNTR DISP SG/AM/00	4D10399P1	ALL	1	1	1	1	1	1	1	1	1	1	1	1	4-4	
CABLE ASSY SYS3 LEVEL 0 RIBBON	1C13999G1	ALL	1	1	1	1	1	1	1	1	1	1	1	1	3-2	
FUSE GLASS 250V 4AMP .25X1.25	135409P2	208//575-3-60Hz	4	4	4	4	4	4	4	4	4	4	4	4	3-31	B
FUSE GLASS 250V 6AMP .25X1.25	135409P3	380/415-3-50Hz	4	4	4	4	4	4	4	4	4	4	4	4	3-31	B
FUSE KIT QTY 8 4A NON-TD FUSES	135637P2	60Hz	1	1	1	1	1	1	1	1	1	1	1	1	3-32	B
FUSE KIT QTY 8 6A NON-TD FUSES	135637P3	50Hz	1	1	1	1	1	1	1	1	1	1	1	1	3-32	B
PWA CNTL 00 SM DX	4D14331G2	ALL	1	1	1	1	1	1	1	1	1	1	1	1	3-30	C
PWA DISPLAY LVL00 W/ALARM	4C14591G1	ALL	1	1	1	1	1	1	1	1	1	1	1	1	4-3	B
PWA GLYCOL SYSTEM 3	4C14431G1	ALL	1	1	1	1	1	1	1	1	1	1	1	1	3-35	B
PWA ISO XFMR/FUSE INTF	4C14651G1	ALL	1	1	1	1	1	1	1	1	1	1	1	1	3-5	C
PWA SMT TEMP/HUM GEN EAST SNSR	4C13121G4	ALL	1	1	1	1	1	1	1	1	1	1	1	1	3-7	C
RELAY 1P2T 24V 50/60HZ	E03-0170	ALL	1	1	1	1	1	1	1	1	1	1	1	1	3-8	B
SENSOR GLYCOL W/PLUG	148039P1	ALL	2	2	2	2	2	2	2	2	2	2	2	2	3-40	B
SW AIR DIFFERENTIAL 2PORTS	128199P1	ALL	1	1	1	1	1	1	1	1	1	1	1	1	3-3	B
SW AIRFLO SENSING	B02-0190	ALL	1	1	1	1	1	1	1	1	1	1	1	1	3-1	B
SW ROCKER W/INDEP 28VDC LAMP	140589P1	ALL	1	1	1	1	1	1	1	1	1	1	1	1	4-6	B







1.15 Electric Back Panel Section

50 HZ FUSED ELECTRIC PANEL - 380/415 VOLT

110G 116G
111G 121G
114A 125A
72G 115A 130A 192G 240G 363G
75A 127W 138W 199A 245A 380A
86W 128W 143W 219W 267W 412W

Part Description	Part #	Volts	86W	128W	143W	219W	267W	412W	Figure #	RSP
FUSE DUAL ELMNT 600V 01.25AMP	E-194C	380/415-3-50Hz	2	2	2	2	2	2	5-96	B
FUSEBLOCK 600V 2P 030A	E-6030	380/415-3-50Hz	1	1	1	1	1	1	5-95	
GROUND LUG STRIP 13POS SCRTRM	E-3620	415-3-50Hz	1	1	1	1	1	1	5-59	
PWRBLK 2PL 600V 65A TCHPRF	136205P1	380/415-3-50Hz	1	1	1	1	1	1	5-106	
PWRBLK 3PL COVER 4X2.5	140653P1	380/415-3-50Hz	1	1	1	1	1	1	5-121	
XFMR 075VA 50/60 400//24V	E-330B	380/415-3-50Hz	1	1	1	1	1	1	5-105	C
E-330B IS USED WITH STANDARD MICROPROCESSOR CONTROLS WITH 2 CIRCUIT HOT GAS BYPASS.										
XFMR 400VA 380-415/2450	136203P2	380/415-3-50/60Hz	1	1	1	1	1	1	5-105	C

50 HZ CIRCUIT BREAKER ELECTRIC PANEL - 208//575 VOLT

110G 116G
111G 121G
114A 125A
72G 115A 130A 192G 240G 363G
75A 127W 138W 199A 245A 380A
86W 128W 143W 219W 267W 412W

Part Description	Part #	Volts	86W	128W	143W	219W	267W	412W	Figure #	RSP
CB MCB 2P 240/415V ABBS272-K3	136240P5	380/415-3-50/60Hz	1	1	1	1	1	1	6-95	B
GROUND LUG STRIP 13POS SCRTRM	E-3620	380-3-50Hz	1	1	1	1	1	1	6-59	
PWRBLK 2PL 600V 65A TCHPRF	136205P1	380/415-3-50/60Hz	1	1	1	1	1	1	6-106	
PWRBLK 3PL COVER 4X2.5	140653P1	380/415-3-50/60Hz	1	1	1	1	1	1	6-121	
XFMR 400VA 380-415/2450	136203P2	380/415-3-50/60Hz	1	1	1	1	1	1	6-105	C

60 HZ FUSED ELECTRIC PANEL - 208/230/460/575 VOLT

110G 116G
 111G 121G
 114A 125A
 72G 115A 130A 192G 240G 363G
 75A 127W 138W 199A 245A 380A
 86W 128W 143W 219W 267W 412W

Part Description	Part #	Volts	86W	128W	143W	219W	267W	412W	Figure #	RSP
BRKT CB 75VA XFMR	F02-4380	208//575-3-60Hz	1	1	1	1	1	1	5-105	
CB 3.2A BRKT MNT ETA	E-276C	208//575-3-60Hz	1	1	1	1	1	1	5-105	B
FUSE DUAL ELMNT 250V 02.8AMP	E-203D	208/230-3-60Hz	2	2	2	2	2	2	5-96	B
FUSE DUAL ELMNT 600V 01.25AMP	E-194C	380//575-3-60Hz	2	2	2	2	2	2	5-96	B
FUSEBLOCK 250V 2P 030A	E-6040	208/230-3-60Hz	1	1	1	1	1	1	5-95	
FUSEBLOCK 600V 2P 030A	E-6030	380//575-3-60Hz	1	1	1	1	1	1	5-95	
PWRBLK 2PL 600V 65A TCHPRF	136205P1	208//575-3-60Hz	1	1	1	1	1	1	5-106	
XFMR 075VA 60 230-24	E-007A	208/230-3-60Hz	1	1	1	1	1	1	5-105	C
XFMR 075VA 60 460-24	E-007B	460-3-60Hz	1	1	1	1	1	1	5-105	C
XFMR 075VA 60 575-24	E-007C	575-3-60Hz	1	1	1	1	1	1	5-105	C
XFMR 300VA 460-615/2460	136202P1	460/575-3-60Hz	1	1	1	1	1	1	5-105	C
XFMR 400VA 200-240/24V	136203P1	208/230-3-60Hz	1	1	1	1	1	1	5-105	C

60 HZ FUSED ELECTRIC PANEL - 380 VOLT

110G 116G
 111G 121G
 114A 125A
 72G 115A 130A 192G 240G 363G
 75A 127W 138W 199A 245A 380A
 86W 128W 143W 219W 267W 412W

Part Description	Part #	Volts	86W	128W	143W	219W	267W	412W	Figure #	RSP
FUSE DUAL ELMNT 600V 01.25AMP	E-194C	380	2	2	2	2	2		5-96	B
FUSEBLOCK 600V 2P 030A	E-6030	380	1	1	1	1	1		5-95	
PWRBLK 2PL 600V 65A TCHPRF	136205P1	380	1	1	1	1	1		5-106	
PWRBLK 3PL COVER 4X2.5	140653P1	380	1	1	1	1	1		5-121	
XFMR 075VA 50/60 400//24V	E-330B	380	1	1	1	1	1		5-105	C
E-330B IS USED WITH STANDARD MICROPROCESSOR CONTROLS WITH 2 CIRCUIT HOT GAS BYPASS.										
XFMR 400VA 380-415/2450	136203P2	380	1	1	1	1	1		5-105	C

60 HZ CIRCUIT BREAKER ELECTRIC PANEL - 380 VOLT

110G 116G
 111G 121G
 114A 125A
 72G 115A 130A 192G 240G 363G
 75A 127W 138W 199A 245A 380A
 86W 128W 143W 219W 267W 412W

Part Description	Part #	Volts	86W	128W	143W	219W	267W	412W	Figure #	RSP
CB MCB 2P 240/415V ABBS272-K3	136240P5	380	1	1	1	1	1		6-95	B
PWRBLK 2PL 600V 65A TCHPRF	136205P1	380	1	1	1	1	1		6-106	
PWRBLK 3PL COVER 4X2.5	140653P1	380	1	1	1	1	1		5-121	
XFMR 400VA 380-415/2450	136203P2	380	1	1	1	1	1		6-105	C

1.20 Electric Panel - Compressor Section

Part Description	Part #	Volts							Figure #	RSP																
			72G	75A	86W	110G	111G	114A			116G	121G	125A	127W	130A	138W	143W	192G	199A	219W	240G	245A	267W	363G	380A	412W
CONTACTOR 3PL 25/30 NO/NC AUX	123273P1	380/415-3-50Hz	2		2		2		2		2		2		2		2		2		2		2		5-60	B
FUSE DUAL ELMNT 600V 15.0AMP	E-2410	380/415-3-50Hz	6		6																				5-62	B
FUSE DUAL ELMNT 600V 25.0AMP	E-3050	380/415-3-50Hz										6		6											5-62	B
FUSE DUAL ELMNT 600V 30.0AMP	E-1100	380/415-3-50Hz																	6						5-62	B
FUSE DUAL ELMNT 600V 35.0AMP	E-2021	380/415-3-50Hz																				6			5-62	B
FUSEBLOCK 600V 3P 030A	E-1050	380/415-3-50Hz	2		2		2		2		2		2		2										5-61	
FUSEBLOCK 600V 3P 060A	E-105A	380/415-3-50Hz																					2		5-61	
RELAY 1P2T 24V 50/60HZ	E03-0170	380/415-3-50Hz	1		1		1		1		1		1		1		1		1		1		1		5-70	B

Part Description	Part #	Volts							Figure #	RSP																
			72G	75A	86W	110G	111G	114A			116G	121G	125A	127W	130A	138W	143W	192G	199A	219W	240G	245A	267W	363G	380A	412W
CB MCB 3P 240/415V ABBS273-K16	136241P10	380/415-3-50Hz	2		2																				6-61	B
CB MCB 3P 240/415V ABBS273-K25	136241P12	380/415-3-50Hz										2		2											6-61	B
CB MCB 3P 240/415V ABBS273-K32	136241P13	380/415-3-50Hz																	2		2				6-61	B
CONTACTOR 3P23IND32RES24/50AUX	136232P1	380/415-3-50Hz	2		2		2		2		2		2		2										6-60	B
CONTACTOR 3P30IND40RES24/50AUX	136233P1	380/415-3-50Hz																					2		6-60	B

60 HZ FUSED ELECTRIC PANEL - 208/230/460/575 VOLT

110G 116G
 111G 121G
 114A 125A
 72G 115A 130A 192G 240G 363G
 75A 127W 138W 199A 245A 380A
 86W 128W 143W 219W 267W 412W

Part Description	Part #	Volts	86W	128W	143W	219W	267W	412W	Figure #	RSP
CONTACTOR 3PL 25/30 NO/NC AUX	123273P1	208//575-3-60Hz	2	2	2	2	2		5-60	B
CONTACTOR 3PL 30/40 NO/NC AUX	123280P1	460/575-3-60Hz						2	5-60	B
CONTACTOR 3PL 40/50 NO/NC AUX	123281P1	208/230-3-60Hz				2			5-60	B
CONTACTOR 3PL 50/63 NO/NC AUX	123282P1	208/230-3-60Hz					2		5-60	B
CONTACTOR 3PL 65/75 NO/NC AUX	123283P1	208/230-3-60Hz						2	5-60	B
FUSE DUAL ELMNT 250V 20.0AMP	E-1230	208/230-3-60Hz	6						5-62	B
FUSE DUAL ELMNT 250V 30.0AMP	E-2090	208/230-3-60Hz		6	6				5-62	B
FUSE DUAL ELMNT 250V 50.0AMP	E-3060	208/230-3-60Hz				6			5-62	B
FUSE DUAL ELMNT 250V 60.0AMP	E-1160	208/230-3-60Hz					6		5-62	B
FUSE DUAL ELMNT 250V 90.0AMP	E-1120	208/230-3-60Hz					6	6	5-62	B
FUSE DUAL ELMNT 600V 15.0AMP	E-2410	380//575-3-60Hz	6	6	6				5-62	B
FUSE DUAL ELMNT 600V 25.0AMP	E-3050	460/575-3-60hZ				6			5-62	B
FUSE DUAL ELMNT 600V 30.0AMP	E-1100	380//575-3-60Hz				6	6		5-62	B
FUSE DUAL ELMNT 600V 45.0AMP	E05-3810	385//575-3-50/60Hz						6	5-62	B
FUSEBLOCK 250V 3P 030A	E-1020	208/230-3-60Hz	2	2	2				5-61	
FUSEBLOCK 250V 3P 060A	E-1040	208/230-3-60Hz				2	2		5-61	
FUSEBLOCK 250V 3P 100A	E-1041	208/230-3-60Hz					2	2	5-61	
FUSEBLOCK 600V 3P 030A	E-1050	380//575-3-60Hz	2	2	2	2	2		5-61	
FUSEBLOCK 600V 3P 060A	E-105A	380//575-3-60Hz					2	2	5-61	
RELAY 1P2T 24V 50/60HZ	E03-0170	208//575-3-60Hz	1	1	1	1	1	1	5-70	B

60 HZ FUSED ELECTRIC PANEL - 380 VOLT

110G 116G
 111G 121G
 114A 125A
 72G 115A 130A 192G 240G 363G
 75A 127W 138W 199A 245A 380A
 86W 128W 143W 219W 267W 412W

Part Description	Part #	Volts	86W	128W	143W	219W	267W	412W	Figure #	RSP
CONTACTOR 3PL 25/30 NO/NC AUX	123273P1	380	2	2	2	2	2		5-60	B
FUSE DUAL ELMNT 600V 15.0AMP	E-2410	380	6	6	6				5-62	B
FUSE DUAL ELMNT 600V 30.0AMP	E-1100	380				6			5-62	B
FUSE DUAL ELMNT 600V 35.0AMP	E-2021	380					6		5-62	B
FUSEBLOCK 600V 3P 030A	E-1050	380	2	2	2	2			5-61	
FUSEBLOCK 600V 3P 060A	E-105A	380					2		5-61	
RELAY 1P2T 24V 50/60HZ	E03-0170	380	1	1	1	1	1		5-70	B

60 HZ CIRCUIT BREAKER ELECTRIC PANEL - 380 VOLT

110G 116G
111G 121G
114A 125A
72G 115A 130A 192G 240G 363G
75A 127W 138W 199A 245A 380A
86W 128W 143W 219W 267W 412W

Part Description	Part #	Volts	86W	128W	143W	219W	267W	412W	Figure #	RSP
CB MCB 3P 240/415V ABBS273-K16	136241P10	380	2	2					6-61	B
CB MCB 3P 240/415V ABBS273-K25	136241P12	380			2	2			6-61	B
CB MCB 3P 240/415V ABBS273-K32	136241P13	380					2	2	6-61	B
CONTACTOR 3P23IND32RES24/50AUX	136232P1	380	2	2	2	2	2		6-60	B
CONTACTOR 3P30IND40RES24/50AUX	136233P1	380						2	6-60	B

1.30 Electric Panel - Condensate Pump Section

50 HZ FUSED ELECTRIC PANEL - 380/415 VOLT

110G 116G
111G 121G
114A 125A
72G 115A 130A 192G 240G 363G
75A 127W 138W 199A 245A 380A
86W 128W 143W 219W 267W 412W

Part Description	Part #	Volts	86W	128W	143W	219W	267W	412W	Figure #	RSP
FUSE DUAL ELMNT 600V 02.8AMP	E-1951	380/415-3-50Hz	2	2	2	2	2	2	5-131	B
FUSEBLOCK 600V 2P 030A	E-6030	380/415-3-50Hz	1	1	1	1	1	1	5-130	
RELAY 2P2T 24VAC COIL	E-0130	380/415-3-50Hz	1	1	1	1	1	1	5-200	B

RELAY E-0130 IS USED WITH DUAL FLOAT CONDENSATE PUMPS ON AM CONTROLS.

RELAY 3P2T 24VAC 125V MAXLOAD	E-2440	380/415-3-50Hz	1	1	1	1	1	1	5-200	B
-------------------------------	--------	----------------	---	---	---	---	---	---	-------	---

RELAY E-2440 IS USED WITH DUAL FLOAT CONDENSATE PUMPS ON SM CONTROLS.

50 HZ CIRCUIT BREAKER ELECTRIC PANEL - 208//575 VOLT

110G 116G
111G 121G
114A 125A
72G 115A 130A 192G 240G 363G
75A 127W 138W 199A 245A 380A
86W 128W 143W 219W 267W 412W

Part Description	Part #	Volts	86W	128W	143W	219W	267W	412W	Figure #	RSP
CB MCB 2P 240/415V ABBS272-K3	136240P5	380/415-3-50Hz	1	1	1	1	1	1	6-130	B

60 HZ FUSED ELECTRIC PANEL - 208/230/460/575 VOLT

110G 116G
111G 121G
114A 125A
72G 115A 130A 192G 240G 363G
75A 127W 138W 199A 245A 380A
86W 128W 143W 219W 267W 412W

Part Description	Part #	Volts	86W	128W	143W	219W	267W	412W	Figure #	RSP
FUSE DUAL ELMNT 250V 02.8AMP	E-203D	208/230-3-60Hz	2	2	2	2	2	2	5-131	B
FUSE DUAL ELMNT 600V 01.25AMP	E-194C	575-3-60Hz	2	2	2	2	2	2	5-131	B
FUSE DUAL ELMNT 600V 02.8AMP	E-1951	380/460-3-60	2	2	2	2	2	2	5-131	B
FUSEBLOCK 250V 2P 030A	E-6040	208/230-3-60Hz	1	1	1	1	1	1	5-130	
FUSEBLOCK 600V 2P 030A	E-6030	380//575-3-60Hz	1	1	1	1	1	1	5-130	
RELAY 2P2T 24VAC COIL	E-0130	208//575-3-60Hz	1	1	1	1	1	1	5-200	B

RELAY E-0130 IS USED WITH DUAL FLOAT CONDENSATE PUMPS ON AM CONTROLS.

RELAY 3P2T 24VAC 125V MAXLOAD	E-2440	208//575-3-60Hz	1	1	1	1	1	1	5-200	B
-------------------------------	--------	-----------------	---	---	---	---	---	---	-------	---

RELAY E-2440 IS USED WITH DUAL FLOAT CONDENSATE PUMPS ON SM CONTROLS.

XFMR 500VA 60 575-230	E05-4600	575-3-60Hz	1	1	1	1	1	1	5-105	C
-----------------------	----------	------------	---	---	---	---	---	---	-------	---

575 VOLT UNIT REQUIRES THIS STEP DOWN TRANSFORMER.

60 HZ FUSED ELECTRIC PANEL - 380 VOLT

110G 116G
 111G 121G
 114A 125A
 72G 115A 130A 192G 240G 363G
 75A 127W 138W 199A 245A 380A

Part Description	Part #	Volts	86W	128W	143W	219W	267W	412W	Figure #	RSP
FUSE DUAL ELMNT 600V 02.8AMP	E-1951	380	2	2	2	2	2		5-131	B
FUSEBLOCK 600V 2P 030A	E-6030	380	1	1	1	1	1		5-130	
RELAY 2P2T 24VAC COIL	E-0130	380	1	1	1	1	1		5-200	B

RELAY E-0130 IS USED WITH DUAL FLOAT CONDENSATE PUMPS ON AM CONTROLS.

RELAY 3P2T 24VAC 125V MAXLOAD	E-2440	380	1	1	1	1	1		5-200	B
-------------------------------	--------	-----	---	---	---	---	---	--	-------	---

RELAY E-2440 IS USED WITH DUAL FLOAT CONDENSATE PUMPS ON SM CONTROLS.

60 HZ CIRCUIT BREAKER ELECTRIC PANEL - 380 VOLT

110G 116G
 111G 121G
 114A 125A
 72G 115A 130A 192G 240G 363G
 75A 127W 138W 199A 245A 380A

Part Description	Part #	Volts	86W	128W	143W	219W	267W	412W	Figure #	RSP
CB MCB 2P 240/415V ABBS272-K3	136240P5	380	1	1	1	1	1		6-130	B

1.40 Electric Panel - Infrared Humidifier Section

Part Description	Part #	Volts							Figure #	RSP																
			72G	75A	86W	110G	111G	114A			116G	121G	125A	127W	130A	138W	143W	192G	199A	219W	240G	245A	267W	363G	380A	412W
CONTACTOR 3PL 24VCOIL 25/30AMP	E-0110	380/415-3-50Hz	1																						5-1	B
CONTACTOR 3PL 24VCOIL 40/50AMP	E-0100	380/415-3-50Hz				1	1	1	1	1	1	1	1	1	1	1	1	1	1	1	1	1	1	1	5-1	B
FUSE DUAL ELMNT 600V 15.0AMP	E-2410	380/415-3-50Hz	3																						5-3	B
FUSE DUAL ELMNT 600V 20.0AMP	E-2020	380/415-3-50Hz				3	3	3	3	3	3	3	3	3	3	3	3	3	3	3	3	3	3	3	5-3	B
FUSEBLOCK 600V 3P 030A	E-1050	380/415-3-50Hz	1			1	1	1	1	1	1	1	1	1	1	1	1	1	1	1	1	1	1	1	5-2	

Part Description	Part #	Volts							Figure #	RSP																
			72G	75A	86W	110G	111G	114A			116G	121G	125A	127W	130A	138W	143W	192G	199A	219W	240G	245A	267W	363G	380A	412W
CB MCB 3P 240/415V ABBS273-K16	136241P10	380/415-3-50/60Hz	1																						6-2	B
CB MCB 3P 240/415V ABBS273-K20	136241P11	380/415-3-50/60Hz				1	1	1	1	1	1	1	1	1	1	1	1	1	1	1	1	1	1	1	6-2	B
CONTACTOR 3P23IND/32RES24/50	136222P1	380/415-3-50/60Hz	1																						6-1	B
CONTACTOR 3P40IND/55RES24	136224P1	380/415-3-50/60Hz				1	1	1	1	1	1	1	1	1	1	1	1	1	1	1	1	1	1	1	6-1	B

Part Description	Part #	Volts							Figure #	RSP																
			72G	75A	86W	110G	111G	114A			116G	121G	125A	127W	130A	138W	143W	192G	199A	219W	240G	245A	267W	363G	380A	412W
CONTACTOR 2PL 24VCOIL 40/50AMP	E-011C	575-3-60Hz	1			1	1	1	1																5-1	B
CONTACTOR 3PL 24VCOIL 40/50AMP	E-0100	208//575-3-60Hz	1			1	1	1	1	1	1	1	1	1	1	1	1	1	1	1	1	1	1	1	5-1	B
FUSE DUAL ELMNT 250V 30.0AMP	E-2090	230-3-60Hz	3			3	3	3	3	3	3	3	3	3	3	3	3	3	3	3	3	3	3	3	5-3	B
FUSE DUAL ELMNT 250V 35.0AMP	E-1200	208-3-60Hz	3			3	3	3	3	3	3	3	3	3	3	3	3	3	3	3	3	3	3	3	5-3	B
FUSE DUAL ELMNT 600V 15.0AMP	E-2410	380/575-3-60Hz	3																						5-3	B
FUSE DUAL ELMNT 600V 17.5AMP	E-2730	460-3-60Hz																							5-3	B
FUSE DUAL ELMNT 600V 20.0AMP	E-2020	380//575-3-60Hz	3			3	3	3	3	3	3	3	3	3	3	3	3	3	3	3	3	3	3	3	5-3	B
FUSEBLOCK 250V 3P 030A	E-1020	230-3-60Hz	1			1	1	1	1	1	1	1	1	1	1	1	1	1	1	1	1	1	1	1	5-2	
FUSEBLOCK 250V 3P 060A	E-1040	208-3-60Hz	1			1	1	1	1	1	1	1	1	1	1	1	1	1	1	1	1	1	1	1	5-2	
FUSEBLOCK 600V 2P 030A	E-6030	575-3-60Hz	1			1	1	1	1	1	1	1	1	1	1	1	1	1	1	1	1	1	1	1	5-2	
FUSEBLOCK 600V 3P 030A	E-1050	380//575-3-60Hz	1			1	1	1	1	1	1	1	1	1	1	1	1	1	1	1	1	1	1	1	5-2	

60 HZ FUSED ELECTRIC PANEL - 380 VOLT

110G 116G
 111G 121G
 114A 125A
 72G 115A 130A 192G 240G 363G
 75A 127W 138W 199A 245A 380A
 86W 128W 143W 219W 267W 412W

Part Description	Part #	Volts	86W	128W	143W	219W	267W	412W	Figure #	RSP
CONTACTOR 3PL 24VCOIL 25/30AMP	E-0110	380	1						5-1	B
CONTACTOR 3PL 24VCOIL 40/50AMP	E-0100	380		1	1	1	1		5-1	B
FUSE DUAL ELMNT 600V 15.0AMP	E-2410	380	3						5-3	B
FUSE DUAL ELMNT 600V 20.0AMP	E-2020	380		3	3	3	3		5-3	B
FUSEBLOCK 600V 3P 030A	E-1050	380	2	2	2	2	2		5-2	

60 HZ CIRCUIT BREAKER ELECTRIC PANEL - 380 VOLT

110G 116G
 111G 121G
 114A 125A
 72G 115A 130A 192G 240G 363G
 75A 127W 138W 199A 245A 380A
 86W 128W 143W 219W 267W 412W

Part Description	Part #	Volts	86W	128W	143W	219W	267W	412W	Figure #	RSP
CB MCB 3P 240/415V ABBS273-K16	136241P10	380	1						6-2	B
CB MCB 3P 240/415V ABBS273-K20	136241P11	380		1	1	1	1		6-2	B
CONTACTOR 3P23IND/32RES24/50	136222P1	380	1						6-1	B
CONTACTOR 3P40IND/55RES24	136224P1	380		1	1	1	1		6-1	B

1.45 Electric Panel - Steam Generator Humidifier Section

Part Description	Part #	Volts								Figure #	RSP																	
			72G	75A	86W	110G	111G	114A	116G			121G	125A	115A	130A	192G	240G	363G	127W	138W	199A	245A	380A	128W	143W	219W	267W	412W
CONTACTOR 3PL 24VCOIL 25/30AMP	E-0110	380/415-3-50Hz	1			1			1			1			1			1			1			1			5-1	B
FUSE DUAL ELMNT 600V 15.0AMP	E-2410	380/415-3-50Hz	3																								5-3	B
FUSE DUAL ELMNT 600V 17.5AMP	E-2730	380/415-3-50Hz				3			3			3			3												5-3	B
FUSEBLOCK 600V 3P 030A	E-1050	380/415-3-50Hz	1			1			1			1			1												5-2	
KIT HUMIDIFIER CONTROL BOARD	183116P1S	208/575-3-50/60Hz	1			1			1			1			1												6-9	C
RELAY 1P2T 24V 50/60HZ	E03-0170	380/415-3-50Hz	2			2			2			2			2												5,6-8,13	B
SW MANUAL DRAIN HUM(H-TYPE	121794P1	208/575-3-50/60Hz	1			1			1			1			1												6-12	B

Part Description	Part #	Volts								Figure #	RSP																	
			72G	75A	86W	110G	111G	114A	116G			121G	125A	115A	130A	192G	240G	363G	127W	138W	199A	245A	380A	128W	143W	219W	267W	412W
CB MCB 3P 240/415V ABBS273-K16	136241P10	380/415-3-50/60Hz	1																								6-2	B
CB MCB 3P 240/415V ABBS273-K20	136241P11	380/415-3-50/60Hz				1			1			1			1												6-2	B
CONTACTOR 3P23IND/32RES24/50	136222P1	380/460-3-50/60Hz	1			1			1			1			1												6-1	B
KIT HUMIDIFIER CONTROL BOARD	183116P1S	208/575-3-50/60Hz	1			1			1			1			1												6-9	C
RELAY 1P2T 24V 50/60HZ	E03-0170	380/415-3-50Hz	2			2			2			2			2												5,6-8,13	B
SW MANUAL DRAIN HUM(H-TYPE	121794P1	208/575-3-50/60Hz	1			1			1			1			1												6-12	B

Part Description	Part #	Volts	110G 116G 111G 121G 114A 125A 72G 115A 130A 192G 240G 363G 75A 127W 138W 199A 245A 380A 86W 128W 143W 219W 267W 412W									Figure #	RSP
			86W	128W	143W	219W	267W	412W					
CONTACTOR 3PL 24VCOIL 25/30AMP	E-0110	208//575-3-60Hz	1	1	1	1	1	1	1	1	5-1	B	
CONTACTOR 3PL 24VCOIL 30/40AMP	E-009F	208-3-60Hz				1	1	1	1	1	5-1	B	
FUSE DUAL ELMNT 250V 15.0AMP	E-2070	230-3-60Hz	3	3	3						5-3	B	
FUSE DUAL ELMNT 250V 17.5AMP	E-2740	208-3-60Hz	3	3	3						5-3	B	
FUSE DUAL ELMNT 250V 30.0AMP	E-2090	230-3-60Hz				3	3	3	3	3	5-3	B	
FUSE DUAL ELMNT 250V 35.0AMP	E-1200	208-3-60Hz				3	3	3	3	3	5-3	B	
FUSE DUAL ELMNT 600V 15.0AMP	E-2410	380//575-3-60Hz	3	3	3	3	3	3	3	3	5-3	B	
FUSEBLOCK 250V 3P 030A	E-1020	208/230-3-60Hz	1	1	1	1	1	1	1	1	5-2		
FUSEBLOCK 250V 3P 060A	E-1040	208-3-60Hz				1	1	1	1	1	5-2		
FUSEBLOCK 600V 3P 030A	E-1050	380//575-3-60Hz	1	1	1	1	1	1	1	1	5-2		
KIT HUMIDIFIER CONTROL BOARD	183116P1S	208/575-3-50/60Hz	1	1	1	1	1	1	1	1	6-9	C	
RELAY 1P2T 24V 50/60HZ	E03-0170	208//575-3-60Hz	2	2	2	2	2	2	2	2	5,6-8,13	B	
SW MANUAL DRAIN HUM(H-TYPE)	121794P1	208/575-3-50/60Hz	1	1	1	1	1	1	1	1	6-12	B	

Part Description	Part #	Volts	110G 116G 111G 121G 114A 125A 72G 115A 130A 192G 240G 363G 75A 127W 138W 199A 245A 380A 86W 128W 143W 219W 267W 412W									Figure #	RSP
			86W	128W	143W	219W	267W	412W					
CONTACTOR 3PL 24VCOIL 25/30AMP	E-0110	380	1	1	1	1	1	1			5-1	B	
FUSE DUAL ELMNT 600V 15.0AMP	E-2410	380	3								5-3	B	
FUSE DUAL ELMNT 600V 17.5AMP	E-2730	380		3	3	3	3	3			5-3	B	
FUSEBLOCK 600V 3P 030A	E-1050	380	1	1	1	1	1	1			5-2		
KIT HUMIDIFIER CONTROL BOARD	183116P1S	380	1	1	1	1	1	1			6-9	C	
RELAY 1P2T 24V 50/60HZ	E03-0170	380	2	2	2	2	2	2			5,6-8,13	B	
SW MANUAL DRAIN HUM(H-TYPE)	121794P1	380	1	1	1	1	1	1			6-12	B	

Part Description	Part #	Volts	110G 116G 111G 121G 114A 125A 72G 115A 130A 192G 240G 363G 75A 127W 138W 199A 245A 380A 86W 128W 143W 219W 267W 412W									Figure #	RSP
			86W	128W	143W	219W	267W	412W					
CB MCB 3P 240/415V ABBS273-K16	136241P10	380	1								6-2	B	
CB MCB 3P 240/415V ABBS273-K20	136241P11	380		1	1	1	1	1			6-2	B	
CONTACTOR 3P23IND/32RES24/50	136222P1	380	1	1	1	1	1	1			6-1	B	
KIT HUMIDIFIER CONTROL BOARD	180116P1S	380	1	1	1	1	1	1			6-9	C	
RELAY 1P2T 24V 50/60HZ	E03-0170	380	2	2	2	2	2	2			5,6-8,13	B	
SW MANUAL DRAIN HUM(H-TYPE)	121794P1	380	1	1	1	1	1	1			6-12	B	

1.50 Electric Panel - Motor Section

50 HZ FUSED ELECTRIC PANEL - 380/415 VOLT

	110G	116G									
	111G	121G									
	114A	125A									
72G	115A	130A	192G	240G	363G						
75A	127W	138W	199A	245A	380A						
86W	128W	143W	219W	267W	412W	Figure #	RSP				

Part Description	Part #	Volts	86W	128W	143W	219W	267W	412W	Figure #	RSP
CONTACTOR 3PL 24V 15/20 1NO1NC	124503P1	380/415-3-50Hz	1	1	1	1	1	1	5-20	B
USED ON UNITS WITH 1-3 HP MOTORS.										
CONTACTOR 3PL 24VCOIL 15/20AMP	124501P1	380/415-3-50Hz	1	1	1	1	1	1	5-20	B
USED ON UNITS WITH 1-3 HP MOTORS.										
CONTACTOR 3PL 24VCOIL 30/40AMP	E-009F	380/415-3-50Hz	1	1	1	1	1	1	5-20	B
USED ON UNITS WITH 7.5-15 HP MOTORS.										
CONTACTOR 3PL 24VCOIL 50/63AMP	E-2500	380/415-3-50Hz	1	1	1	1	1	1	5-20	B
USED ON UNITS WITH 20 HP MOTORS.										
CONTACTOR 3PL 30/40 NO/NC AUX	123280P1	380/415-3-50Hz	1	1	1	1	1	1	5-20	B
USED ON UNITS WITH 7.5-15 HP MOTORS.										
CONTACTOR 3PL 50/63 NO/NC AUX	123282P1	380/415-3-50Hz	1	1	1	1	1	1	5-20	B
USED ON UNITS WITH 20 HP MOTORS.										
FUSE DUAL ELMNT 600V 15.0AMP	E-2410	380/415-3-50Hz	3	3	3	3	3		5-22	B
USED ON UNITS WITH 1-5 HP MOTORS.										
FUSE DUAL ELMNT 600V 20.0AMP	E-2020	380/415-3-50Hz		3	3	3	3	3	5-22	B
USED ON UNITS WITH 7.5 HP MOTORS.										
FUSE DUAL ELMNT 600V 25.0AMP	E-3050	380/415-3-50Hz			3	3	3	3	5-22	B
USED ON UNITS WITH 10 HP MOTORS.										
FUSE DUAL ELMNT 600V 40.0AMP	E-2023	380/415-3-50Hz				3	3	3	5-22	B
USED ON UNITS WITH 15 HP MOTORS.										
FUSE DUAL ELMNT 600V 50.0AMP	E05-4170	380/415-3-50Hz					3	3	5-22	B
USED ON UNITS WITH 20 HP MOTORS.										
FUSEBLOCK 600V 3P 030A	E-1050	380/415-3-50Hz	1	1	1	1	1	1	5-21	
FUSEBLOCK 600V 3P 060A	E-105A	380/415-3-50Hz				1	1	1	5-21	
OVERLOAD RELAY W/B MNT 32A C-H	124547P1	380/415-3-50Hz	1	1	1	1	1	1	5-29	B
HEATER CLASS 10 .283A-.420A C-H	124549P1	300/400/415V	3	3	3	3	3	3	5-A	B
HEATER CLASS 10 .384A-.623A C-H	124549P2	300/400/415V	3	3	3	3	3	3	5-A	B
HEATER CLASS 10 .570A-.924A C-H	124549P3	300/400/415V	3	3	3	3	3	3	5-A	B
HEATER CLASS 10 .846A-1.37A C-H	124549P4	300/400/415V	3	3	3	3	3	3	5-A	B
HEATER CLASS 10 1.28A-2.10A C-H	124549P5	300/400/415V	3	3	3	3	3	3	5-A	B
HEATER CLASS 10 1.92A-3.15A C-H	124549P6	300/400/415V	3	3	3	3	3	3	5-A	B
HEATER CLASS 10 2.30A-3.77A C-H	124549P7	300/400/415V	3	3	3	3	3	3	5-A	B
HEATER CLASS 10 3.38A-5.54A C-H	124549P8	300/400/415V	3	3	3	3	3	3	5-A	B
HEATER CLASS 10 4.96A-8.16A C-H	124549P9	300/400/415V	3	3	3	3	3	3	5-A	B
HEATER CLASS 10 7.07A-11.6A C-H	124549P10	300/400/415V	3	3	3	3	3	3	5-A	B
HEATER CLASS 10 9.60A-14.4A C-H	124549P11	300/400/415V	3	3	3	3	3	3	5-A	B
HEATER CLASS 10 14.4A-23.8A C-H	124549P12	300/400/415V	3	3	3	3	3	3	5-A	B

VE Deluxe

HEATER CLASS 10 18.7A-28.1A C-H	124549P13	300/400/415V	3	3	3	3	3	3	3	5-A	B
HEATER CLASS 10 23.5A-34.8A C-H	124549P14	300/400/415V	3	3	3	3	3	3	3	5-A	B

THE HEATERS ARE SELECTED BASED ON THE MOTOR'S FULL LOAD AMPS FOR THE LINE VOLTAGE OF THE UNIT.

110G 116G
111G 121G
114A 125A

50 HZ CIRCUIT BREAKER ELECTRIC PANEL - 208//575 VOLT

72G 115A 130A 192G 240G 363G
75A 127W 138W 199A 245A 380A

Part Description	Part #	Volts	86W	128W	143W	219W	267W	412W	Figure #	RSP
CB MCB 3P 240/415V ABBS273-K16	136241P10	380/415-3-50Hz	1	1	1	1	1		6-21	B
USED ON UNITS WITH 1-5 HP MOTORS.										
CB MCB 3P 240/415V ABBS273-K20	136241P11	380/415-3-50Hz		1	1	1	1		6-21	B
USED ON UNITS WITH 7.5 HP MOTORS.										
CB MCB 3P 240/415V ABBS273-K25	136241P12	380/415-3-50Hz			1	1	1	1	6-21	B
USED ON UNITS WITH 10 HP MOTORS.										
CB MCB 3P 240/415V ABBS273-K40	136241P14	380/415-3-50Hz				1	1	1	6-21	B
USED ON UNITS WITH 15-20 HP MOTORS.										
CONTACTOR 3P16IND/21RES24/50	136221P1	380/415-3-50Hz	1	1	1	1	1		6-20	B
USED ON UNITS WITH 1-5 HP MOTORS.										
CONTACTOR 3P16IND21RES24/50AUX	136231P1	380/415-3-50Hz	1	1	1	1	1		6-20	B
USED ON UNITS WITH 1-5 HP MOTORS.										
CONTACTOR 3P30IND/40RES24	136223P1	380/415-3-50Hz		1	1	1	1	1	6-20	B
USED ON UNITS WITH 7.5-10 HP MOTORS.										
CONTACTOR 3P30IND40RES24/50AUX	136233P1	380/415-3-50Hz		1	1	1	1	1	6-20	B
USED ON UNITS WITH 7.5-10 HP MOTORS.										
CONTACTOR 3P40IND/55RES24	136224P1	380-3-60Hz				1	1	1	6-20	B
USED ON UNITS WITH 15-20 HP MOTORS.										
CONTACTOR 3P40IND55RES24 AUX	136234P1	380/415-3-50Hz				1	1	1	6-20	B
USED ON UNITS WITH 15-20 HP MOTORS.										
OVERLOAD RELAY W/B MNT 32A C-H	124547P1	380/415-3-50Hz	1	1	1	1	1	1	6-29	B
HEATER CLASS 10 .384A-.623A C-H	124549P1	300/400/415V	3	3	3	3	3	3	6-A	B
HEATER CLASS 10 .384A-.623A C-H	124549P2	300/400/415V	3	3	3	3	3	3	6-A	B
HEATER CLASS 10 .570A-.924A C-H	124549P3	300/400/415V	3	3	3	3	3	3	6-A	B
HEATER CLASS 10 .846A-1.37A C-H	124549P4	300/400/415V	3	3	3	3	3	3	6-A	B
HEATER CLASS 10 1.28A-2.10A C-H	124549P5	300/400/415V	3	3	3	3	3	3	6-A	B
HEATER CLASS 10 1.92A-3.15A C-H	124549P6	300/400/415V	3	3	3	3	3	3	6-A	B
HEATER CLASS 10 2.30A-3.77A C-H	124549P7	300/400/415V	3	3	3	3	3	3	6-A	B
HEATER CLASS 10 3.38A-5.54A C-H	124549P8	300/400/415V	3	3	3	3	3	3	6-A	B
HEATER CLASS 10 4.96A-8.16A C-H	124549P9	300/400/415V	3	3	3	3	3	3	6-A	B
HEATER CLASS 10 7.07A-11.6A C-H	124549P10	300/400/415V	3	3	3	3	3	3	6-A	B
HEATER CLASS 10 9.60A-14.4A C-H	124549P11	300/400/415V	3	3	3	3	3	3	6-A	B
HEATER CLASS 10 14.4A-23.8A C-H	124549P12	300/400/415V	3	3	3	3	3	3	6-A	B
HEATER CLASS 10 18.7A-28.1A C-H	124549P13	300/400/415V	3	3	3	3	3	3	6-A	B
HEATER CLASS 10 23.5A-34.8A C-H	124549P14	300/400/415V	3	3	3	3	3	3	6-A	B

THE HEATERS ARE SELECTED BASED ON THE MOTOR'S FULL LOAD AMPS FOR THE LINE VOLTAGE OF THE UNIT.

60 HZ FUSED ELECTRIC PANEL - 208/230/460/575 VOLT

110G 116G
 111G 121G
 114A 125A
 72G 115A 130A 192G 240G 363G
 75A 127W 138W 199A 245A 380A
 86W 128W 143W 219W 267W 412W

Part Description	Part #	Volts	72G	75A	86W	115A	127W	130A	138W	143W	192G	199A	240G	245A	267W	363G	380A	412W	Figure #	RSP
CONTACTOR 3PL 24V 15/20 1NO1NC	124503P1	208//575-3-60Hz	1	1	1	1													5-20	B
USED ON UNITS WITH 1-5 HP MOTORS.																				
CONTACTOR 3PL 24VCOIL 15/20AMP	124501P1	208//575-3-60Hz	1	1	1	1													5-20	B
USED ON UNITS WITH 1-5 HP MOTORS.																				
CONTACTOR 3PL 24VCOIL 25/30AMP	E-0110	208/230-3-60Hz	1	1	1	1	1	1											5-20	B
USED ON UNITS WITH 5 HP MOTORS.																				
CONTACTOR 3PL 24VCOIL 30/40AMP	E-009F	208//575-3-60Hz						1	1	1	1	1	1						5-20	B
USED ON UNITS WITH 7.5-10 HP MOTORS.																				
CONTACTOR 3PL 24VCOIL 40/50AMP	E-0100	208/230-460/575-3-60						1	1	1	1	1	1						5-20	B
USED ON UNITS WITH 10-15 HP MOTORS.																				
CONTACTOR 3PL 24VCOIL 50/63AMP	E-2500	208//575-3-60Hz								1	1	1	1						5-20	B
USED ON UNITS WITH 15-20 HP MOTORS.																				
CONTACTOR 3PL 24VCOIL 65/75AMP	E-009H	208/230-3-60Hz										1	1						5-20	B
USED ON UNITS WITH 20 HP MOTORS.																				
CONTACTOR 3PL 25/30 NO/NC AUX	123273P1	208/230-3-60Hz	1	1	1	1	1	1											5-20	B
USED ON UNITS WITH 5 HP MOTORS.																				
CONTACTOR 3PL 30/40 NO/NC AUX	123280P1	208//575-3-60Hz						1	1	1	1	1							5-20	B
USED ON UNITS WITH 7.5-10 HP MOTORS.																				
CONTACTOR 3PL 40/50 NO/NC AUX	123281P1	208/230-460/575-3-60						1	1	1	1	1							5-20	B
USED ON UNITS WITH 10-15 HP MOTORS.																				
CONTACTOR 3PL 50/63 NO/NC AUX	123282P1	208//575-3-60Hz								1	1	1	1						5-20	B
USED ON UNITS WITH 15-20 HP MOTORS.																				
CONTACTOR 3PL 65/75 NO/NC AUX	123283P1	208/230-3-60Hz											1	1					5-20	B
USED ON UNITS WITH 20 HP MOTORS.																				
FUSE DUAL ELMNT 250V 15.0AMP	E-2070	208/230-3-60Hz	3	3	3	3	3												5-22	B
USED ON UNITS WITH 1-3 HP MOTORS.																				
FUSE DUAL ELMNT 250V 25.0AMP	E-2080	208/230-3-60Hz	3	3	3	3	3	3											5-22	B
USED ON UNITS WITH 5 HP MOTORS.																				
FUSE DUAL ELMNT 250V 35.0AMP	E-1200	208/230-3-60Hz				3	3	3	3	3									5-22	B
USED ON UNITS WITH 7.5 HP MOTORS.																				
FUSE DUAL ELMNT 250V 45.0AMP	E-6050	208/230-3-60Hz						3	3	3	3	3							5-22	B
USED ON UNITS WITH 10 HP MOTORS.																				
FUSE DUAL ELMNT 250V 70.0AMP	E-116A	208/230-3-60Hz									3	3	3	3					5-22	B
USED ON UNITS WITH 15 HP MOTORS.																				
FUSE DUAL ELMNT 250V 90.0AMP	E-1120	208/230-3-60Hz											3	3					5-22	B
USED ON UNITS WITH 20 HP MOTORS.																				
FUSE DUAL ELMNT 600V 15.0AMP	E-2410	380//575-3-60Hz	3	3	3	3	3	3											5-22	B
FUSE DUAL ELMNT 600V 17.5AMP	E-2730	460-575-3-60Hz						3	3	3	3	3							5-22	B
USED ON UNITS WITH 10 HP MOTORS.																				
FUSE DUAL ELMNT 600V 20.0AMP	E-2020	380/460-3-60Hz						3	3	3	3	3							5-22	B
USED ON UNITS WITH 10 HP MOTORS.																				
FUSE DUAL ELMNT 600V 25.0AMP	E-3050	380//575-3-60Hz									3	3	3	3					5-22	B
USED ON UNITS WITH 15 HP MOTORS.																				

VE Deluxe

FUSE DUAL ELMNT 600V 35.0AMP	E-2021	460/575-3-60Hz				3	3	3	5-22	B
USED ON UNITS WITH 15-20 HP MOTORS.										
FUSE DUAL ELMNT 600V 45.0AMP	E05-3810	460-3-60Hz					3	3	5-22	B
USED ON UNITS WITH 20 HP MOTORS.										
FUSEBLOCK 250V 3P 030A	E-1020	208/230-3-60Hz	1	1	1	1	1		5-21	
USED ON UNITS WITH 1-5 HP MOTORS.										
FUSEBLOCK 250V 3P 060A	E-1040	208/230-3-60Hz		1	1	1	1	1	5-21	
USED ON UNITS WITH 7.5-10 HP MOTORS.										
FUSEBLOCK 250V 3P 100A	E-1041	208/230-3-60Hz				1	1	1	5-21	
USED ON UNITS WITH 15-20 HP MOTORS.										
FUSEBLOCK 600V 3P 030A	E-1050	380//575-3-60Hz	1	1	1	1	1	1	5-21	
USED ON UNITS WITH 1-15 HP MOTORS.										
FUSEBLOCK 600V 3P 060A	E-105A	380//575-3-60Hz	1	1	1	1	1	1	5-21	
USED ON UNITS WITH 15-20 HP MOTORS.										
OVERLOAD RELAY W/B MNT 32A C-H	124547P1	208//575-3-60Hz	1	1	1	1	1	1	5-29	B
HEATER CLASS 10 .384A-.623A C-H	124549P1	300/400/415V	3	3	3	3	3	3	5-A	B
HEATER CLASS 10 .384A-.623A C-H	124549P2	300/400/415V	3	3	3	3	3	3	5-A	B
HEATER CLASS 10 .570A-.924A C-H	124549P3	300/400/415V	3	3	3	3	3	3	5-A	B
HEATER CLASS 10 .846A-1.37A C-H	124549P4	300/400/415V	3	3	3	3	3	3	5-A	B
HEATER CLASS 10 1.28A-2.10A C-H	124549P5	300/400/415V	3	3	3	3	3	3	5-A	B
HEATER CLASS 10 1.92A-3.15A C-H	124549P6	300/400/415V	3	3	3	3	3	3	5-A	B
HEATER CLASS 10 2.30A-3.77A C-H	124549P7	300/400/415V	3	3	3	3	3	3	5-A	B
HEATER CLASS 10 3.38A-5.54A C-H	124549P8	300/400/415V	3	3	3	3	3	3	5-A	B
HEATER CLASS 10 4.96A-8.16A C-H	124549P9	300/400/415V	3	3	3	3	3	3	5-A	B
HEATER CLASS 10 7.07A-11.6A C-H	124549P10	300/400/415V	3	3	3	3	3	3	5-A	B
HEATER CLASS 10 9.60A-14.4A C-H	124549P11	300/400/415V	3	3	3	3	3	3	5-A	B
HEATER CLASS 10 14.4A-23.8A C-H	124549P12	300/400/415V	3	3	3	3	3	3	5-A	B
HEATER CLASS 10 18.7A-28.1A C-H	124549P13	300/400/415V	3	3	3	3	3	3	5-A	B
HEATER CLASS 10 23.5A-34.8A C-H	124549P14	300/400/415V	3	3	3	3	3	3	5-A	B

THE HEATERS ARE SELECTED BASED ON THE MOTOR'S FULL LOAD AMPS FOR THE LINE VOLTAGE OF THE UNIT.

60 HZ FUSED ELECTRIC PANEL - 380 VOLT

110G 116G
 111G 121G
 114A 125A
 72G 115A 130A 192G 240G 363G
 75A 127W 138W 199A 245A 380A
 86W 128W 143W 219W 267W 412W

Part Description	Part #	Volts	86W	128W	143W	219W	267W	412W	Figure #	RSP
CONTACTOR 3PL 24V 15/20 1NO1NC <i>USED ON UNITS WITH 1-5 HP MOTORS.</i>	124503P1	380	1	1	1	1	1		5-20	B
CONTACTOR 3PL 24VCOIL 15/20AMP <i>USED ON UNITS WITH 1-5 HP MOTORS.</i>	124501P1	380	1	1	1	1	1		5-20	B
CONTACTOR 3PL 24VCOIL 30/40AMP <i>USED ON UNITS WITH 7.5-15 HP MOTORS.</i>	E-009F	380		1	1	1	1		5-20	B
CONTACTOR 3PL 24VCOIL 50/63AMP <i>USED ON UNITS WITH 20 HP MOTORS.</i>	E-2500	380					1		5-20	B
CONTACTOR 3PL 30/40 NO/NC AUX <i>USED ON UNITS WITH 7.5-15 HP MOTORS.</i>	123280P1	380		1	1	1	1		5-20	B
CONTACTOR 3PL 50/63 NO/NC AUX <i>USED ON UNITS WITH 20 HP MOTORS.</i>	123282P1	380					1		5-20	B
FUSE DUAL ELMNT 600V 15.0AMP <i>USED ON UNITS WITH 1-5 HP MOTORS.</i>	E-2410	380	3	3	3	3	3		5-22	B
FUSE DUAL ELMNT 600V 20.0AMP <i>USED ON UNITS WITH 7.5 HP MOTORS.</i>	E-2020	380		3	3	3	3		5-22	B
FUSE DUAL ELMNT 600V 25.0AMP <i>USED ON UNITS WITH 10 HP MOTORS.</i>	E-3050	380			3	3	3		5-22	B
FUSE DUAL ELMNT 600V 40.0AMP <i>USED ON UNITS WITH 15 HP MOTORS.</i>	E-2023	380				3	3		5-22	B
FUSE DUAL ELMNT 600V 50.0AMP <i>USED ON UNITS WITH 20 HP MOTORS.</i>	E05-4170	380					3		5-22	B
FUSEBLOCK 600V 3P 030A <i>USED ON UNITS WITH 1-10 HP MOTORS.</i>	E-1050	380	1	1	1	1	1		5-21	
FUSEBLOCK 600V 3P 060A <i>USED ON UNITS WITH 15-20 HP MOTORS.</i>	E-105A	380	1	1	1	1	1		5-21	
OVERLOAD RELAY W/B MNT 32A C-H	124547P1	380	1	1	1	1	1		5-29	B
HEATER CLASS 10 .283A-.420A C-H	124549P1	380	3	3	3	3	3		5-A	B
HEATER CLASS 10 .384A-.623A C-H	124549P2	380	3	3	3	3	3		5-A	B
HEATER CLASS 10 .570A-.924A C-H	124549P3	380	3	3	3	3	3		5-A	B
HEATER CLASS 10 .846A-1.37A C-H	124549P4	380	3	3	3	3	3		5-A	B
HEATER CLASS 10 1.28A-2.10A C-H	124549P5	380	3	3	3	3	3		5-A	B
HEATER CLASS 10 1.92A-3.15A C-H	124549P6	380	3	3	3	3	3		5-A	B
HEATER CLASS 10 2.30A-3.77A C-H	124549P7	380	3	3	3	3	3		5-A	B
HEATER CLASS 10 3.38A-5.54A C-H	124549P8	380	3	3	3	3	3		5-A	B
HEATER CLASS 10 4.96A-8.16A C-H	124549P9	380	3	3	3	3	3		5-A	B
HEATER CLASS 10 7.07A-11.6A C-H	124549P10	380	3	3	3	3	3		5-A	B
HEATER CLASS 10 9.60A-14.4A C-H	124549P11	380	3	3	3	3	3		5-A	B
HEATER CLASS 10 14.4A-23.8A C-H	124549P12	380	3	3	3	3	3		5-A	B
HEATER CLASS 10 18.7A-28.1A C-H	124549P13	380	3	3	3	3	3		5-A	B

VE Deluxe

HEATER CLASS 10 23.5A-34.8A C-H	124549P14	380	3	3	3	3	3		5-A	B
---------------------------------	-----------	-----	---	---	---	---	---	--	-----	---

THE HEATERS ARE SELECTED BASED ON THE MOTOR'S FULL LOAD AMPS FOR THE LINE VOLTAGE OF THE UNIT.

Part Description	Part #	Volts								Figure #	RSP								
			72G	75A	86W	110G	111G	114A	116G			121G	125A	115A	130A	138W	192G	199A	240G

60 HZ CIRCUIT BREAKER ELECTRIC PANEL - 380 VOLT

CB MCB 3P 240/415V ABBS273-K16	136241P10	380	1	1	1	1	1	1		6-21	B
USED ON UNITS WITH 1-5 HP MOTORS.											
CB MCB 3P 240/415V ABBS273-K20	136241P11	380	1	1	1	1	1	1		6-21	B
USED ON UNITS WITH 7.5 HP MOTORS.											
CB MCB 3P 240/415V ABBS273-K25	136241P12	380	1	1	1	1	1	1		6-21	B
USED ON UNITS WITH 10 HP MOTORS.											
CB MCB 3P 240/415V ABBS273-K40	136241P14	380	1	1	1	1	1	1		6-21	B
USED ON UNITS WITH 15-20 HP MOTORS.											
CONTACTOR 3P16IND/21RES24/50	136221P1	380	1	1	1	1	1	1		6-20	B
USED ON UNITS WITH 1-5 HP MOTORS.											
CONTACTOR 3P16IND21RES24/50AUX	136231P1	380	1	1	1	1	1	1		6-20	B
USED ON UNITS WITH 1-5 HP MOTORS.											
CONTACTOR 3P30IND/40RES24	136223P1	380	1	1	1	1	1	1		6-20	B
USED ON UNITS WITH 7.5-10 HP MOTORS.											
CONTACTOR 3P30IND40RES24/50AUX	136233P1	380	1	1	1	1	1	1		6-20	B
USED ON UNITS WITH 7.5-10 HP MOTORS.											
CONTACTOR 3P40IND/55RES24	136224P1	380	1	1	1	1	1	1		6-20	B
USED ON UNITS WITH 15-20 HP MOTORS.											
CONTACTOR 3P40IND55RES24 AUX	136234P1	380	1	1	1	1	1	1		6-20	B
USED ON UNITS WITH 15-20 HP MOTORS.											
OVERLOAD RELAY W/B MNT 32A C-H	124547P1	380	1	1	1	1	1	1		5-29	B
HEATER CLASS 10 .283A-.420A C-H	124549P1	380	3	3	3	3	3	3		5-A	B
HEATER CLASS 10 .384A-.623A C-H	124549P2	380	3	3	3	3	3	3		5-A	B
HEATER CLASS 10 .570A-.924A C-H	124549P3	380	3	3	3	3	3	3		5-A	B
HEATER CLASS 10 .846A-1.37A C-H	124549P4	380	3	3	3	3	3	3		5-A	B
HEATER CLASS 10 1.28A-2.10A C-H	124549P5	380	3	3	3	3	3	3		5-A	B
HEATER CLASS 10 1.92A-3.15A C-H	124549P6	380	3	3	3	3	3	3		5-A	B
HEATER CLASS 10 2.30A-3.77A C-H	124549P7	380	3	3	3	3	3	3		5-A	B
HEATER CLASS 10 3.38A-5.54A C-H	124549P8	380	3	3	3	3	3	3		5-A	B
HEATER CLASS 10 4.96A-8.16A C-H	124549P9	380	3	3	3	3	3	3		5-A	B
HEATER CLASS 10 7.07A-11.6A C-H	124549P10	380	3	3	3	3	3	3		5-A	B
HEATER CLASS 10 9.60A-14.4A C-H	124549P11	380	3	3	3	3	3	3		5-A	B
HEATER CLASS 10 14.4A-23.8A C-H	124549P12	380	3	3	3	3	3	3		5-A	B
HEATER CLASS 10 18.7A-28.1A C-H	124549P13	380	3	3	3	3	3	3		5-A	B
HEATER CLASS 10 23.5A-34.8A C-H	124549P14	380	3	3	3	3	3	3		5-A	B

THE HEATERS ARE SELECTED BASED ON THE MOTOR'S FULL LOAD AMPS FOR THE LINE VOLTAGE OF THE UNIT.

1.60 Electric Panel - Single Stage Reheat Section

Part Description	Part #	Volts							Figure #	RSP																	
			72G	75A	86W	110G	111G	114A			116G	121G	125A	127W	130A	138W	143W	192G	199A	219W	240G	245A	267W	303G	363G	380A	412W
CONTACTOR 2PL 24VCOIL 20/30AMP	E-011A	380//415	2			2			2					2			2			2				2		5-40	B
FUSE DUAL ELMNT 600V 15.0AMP	E-2410	380//415	3			3																				5-43	B
FUSE DUAL ELMNT 600V 30.0AMP	E-1100	380//415												3			3			3						5-43	B
FUSEBLOCK 600V 2P 030A	E-6030	380//415	1			1			1					1			1			1						5-42	

Part Description	Part #	Volts							Figure #	RSP																	
			72G	75A	86W	110G	111G	114A			116G	121G	125A	127W	130A	138W	143W	192G	199A	219W	240G	245A	267W	303G	363G	380A	412W
CB MCB 2P 240/415V ABBS272-K16	136240P10	380//415	1			1																				6-42	B
CB MCB 2P 240/415V ABBS272-K32	136240P13	380//415												1												6-42	B
CB MCB 2P 240/415V ABBS272-K40	136240P14	380//415															1			1						6-42	B
CONTACTOR 3P23IND/32RES24/50	136222P1	380//415	2			2			2					2			2			2						6-40	B

Part Description	Part #	Volts							Figure #	RSP																	
			72G	75A	86W	110G	111G	114A			116G	121G	125A	127W	130A	138W	143W	192G	199A	219W	240G	245A	267W	303G	363G	380A	412W
CONTACTOR 2PL 24VCOIL 20/30AMP	E-011A	208//575-3-60Hz	2			2			2					2			2			2						5-40	B
CONTACTOR 2PL 24VCOIL 40/50AMP	E-011C	208/230-3-60Hz												2			2			2						5-40	B
FUSE DUAL ELMNT 250V 20.0AMP	E-1230	208/230-3-60Hz	2																							5-43	B
FUSE DUAL ELMNT 250V 30.0AMP	E-2090	230-3-60Hz												2			2									5-43	B
FUSE DUAL ELMNT 250V 35.0AMP	E-1200	208-3-60Hz												2			2									5-43	B
FUSE DUAL ELMNT 250V 50.0AMP	E-3060	230-3-60Hz															2									5-43	B
FUSE DUAL ELMNT 250V 60.0AMP	E-1160	208/230-3-60Hz															2			2						5-43	B
FUSE DUAL ELMNT 600V 15.0AMP	E-2410	380//575-3-60Hz	2			2																				5-43	B
FUSE DUAL ELMNT 600V 20.0AMP	E-2020	575-3-60Hz												2												5-43	B
FUSE DUAL ELMNT 600V 25.0AMP	E-3050	460/575-3-60Hz															2			2						5-43	B
FUSE DUAL ELMNT 600V 30.0AMP	E-1100	380/460-3-60Hz																		2						5-43	B
FUSEBLOCK 250V 2P 030A	E-6040	208/230-3-60Hz	1			1																				5-42	
FUSEBLOCK 250V 2P 060A	129629P1	208/230-3-60Hz												1			1			1						5-42	
FUSEBLOCK 600V 2P 030A	E-6030	380//575-3-60Hz	1			1			1					1			1			1						5-42	

60 HZ FUSED ELECTRIC PANEL - 380 VOLT

110G 116G
 111G 121G
 114A 125A
 72G 115A 130A 192G 240G 363G
 75A 127W 138W 199A 245A 380A
 86W 128W 143W 219W 267W 412W

Part Description	Part #	Volts	86W	128W	143W	219W	267W	412W	Figure #	RSP
CONTACTOR 2PL 24VCOIL 20/30AMP	E-011A	380	2	2	2	2	2		5-40	B
FUSE DUAL ELMNT 600V 15.0AMP	E-2410	380	2	2	2				5-43	B
FUSE DUAL ELMNT 600V 30.0AMP	E-1100	380				2	2		5-43	B
FUSEBLOCK 600V 2P 030A	E-6030	380	1	1	1	1	1		5-42	

60 HZ CIRCUIT BREAKER ELECTRIC PANEL - 380 VOLT

110G 116G
 111G 121G
 114A 125A
 72G 115A 130A 192G 240G 363G
 75A 127W 138W 199A 245A 380A
 86W 128W 143W 219W 267W 412W

Part Description	Part #	Volts	86W	128W	143W	219W	267W	412W	Figure #	RSP
CB MCB 2P 240/415V ABBS272-K16	136240P10	380	1	1	1				6-42	B
CB MCB 2P 240/415V ABBS272-K32	136240P13	380				1			6-42	B
CB MCB 2P 240/415V ABBS272-K40	136240P14	380					1		6-42	B
CONTACTOR 3P23IND/32RES24/50	136222P1	380	1	1	1	1	1		6-40	B

1.65 Electric Panel - Three Stage Reheat Section

Part Description	Part #	Volts							Figure #	RSP																	
			72G	75A	86W	110G	111G	114A			116G	121G	125A	127W	130A	138W	143W	192G	199A	219W	240G	245A	267W	363G	380A	412W	
CONTACTOR 2PL 24VCOIL 20/30AMP	E-011A	380//415	3			3	3																		5-40	B	
CONTACTOR 3PL 24VCOIL 25/30AMP	E-0110	380//415	1			1	1																		5-41	B	
FUSE DUAL ELMNT 600V 15.0AMP	E-2410	380//415	6			6																			5-43	B	
FUSE DUAL ELMNT 600V 30.0AMP	E-1100	380//415												6											5-43	B	
FUSE DUAL ELMNT 600V 35.0AMP	E-2021	380//415												6										6	5-43	B	
FUSEBLOCK 600V 3P 030A	E-1050	380//415	2			2	2																		5-42		
FUSEBLOCK 600V 3P 060A	E-105A	380//415																						2	2	5-42	

Part Description	Part #	Volts							Figure #	RSP																	
			72G	75A	86W	110G	111G	114A			116G	121G	125A	127W	130A	138W	143W	192G	199A	219W	240G	245A	267W	363G	380A	412W	
CB MCB 2P 240/415V ABBS272-K16	136240P10	380//415	3			3																				6-42	B
CB MCB 2P 240/415V ABBS272-K32	136240P13	380//415													3											6-42	B
CB MCB 2P 240/415V ABBS272-K40	136240P14	380//415																	3						3	6-42	B
CONTACTOR 3P23IND/32RES24/50	136222P1	380//415	4			4	4								4										4	6-40	B

			110G	116G						
			111G	121G						
			114A	125A						
60 HZ FUSED ELECTRIC PANEL - 208/230/460/575 VOLT			72G	115A	130A	192G	240G	363G		
			75A	127W	138W	199A	245A	380A		
Part Description	Part #	Volts	86W	128W	143W	219W	267W	412W	Figure #	RSP
CONTACTOR 2PL 24VCOIL 20/30AMP	E-011A	208//575-3-60Hz	3	3	3	3	3	3	5-40	B
CONTACTOR 2PL 24VCOIL 40/50AMP	E-011C	208/230-3-60Hz				3	3	3	5-40	B
CONTACTOR 3PL 24VCOIL 25/30AMP	E-0110	208//575-3-60Hz	1	1	1	1	1	1	5-41	B
CONTACTOR 3PL 24VCOIL 40/50AMP	E-0100	208/230-3-60Hz				1	1	1	5-41	B
FUSE DUAL ELMNT 250V 20.0AMP	E-1230	208/230-3-60Hz	6						5-43	B
FUSE DUAL ELMNT 250V 30.0AMP	E-2090	230-3-60Hz		6	6				5-43	B
FUSE DUAL ELMNT 250V 35.0AMP	E-1200	208-3-60Hz		6	6				5-43	B
FUSE DUAL ELMNT 250V 50.0AMP	E-3060	230-3-60Hz				6			5-43	B
FUSE DUAL ELMNT 250V 60.0AMP	E-1160	208/230-3-60Hz				6	6	6	5-43	B
FUSE DUAL ELMNT 600V 15.0AMP	E-2410	380//575-3-60Hz	6	6	6				5-43	B
FUSE DUAL ELMNT 600V 20.0AMP	E-2020	575-3-60Hz				6			5-43	B
FUSE DUAL ELMNT 600V 25.0AMP	E-3050	460/575-3-60Hz				6	6	6	5-43	B
FUSE DUAL ELMNT 600V 30.0AMP	E-1100	380/460-3-60Hz					6	6	5-43	B
FUSE DUAL ELMNT 600V 35.0AMP	E-2021	380/460-3-60Hz					6		5-43	B
FUSEBLOCK 250V 3P 030A	E-1020	208/230-3-60Hz	2	2	2				5-42	
FUSEBLOCK 250V 3P 060A	E-1040	208/230-3-60Hz		2	2	2	2	2	5-42	
FUSEBLOCK 600V 3P 030A	E-1050	380//575-3-60Hz	2	2	2	2	2	2	5-42	

			110G	116G						
			111G	121G						
			114A	125A						
60 HZ FUSED ELECTRIC PANEL - 380 VOLT			72G	115A	130A	192G	240G	363G		
			75A	127W	138W	199A	245A	380A		
Part Description	Part #	Volts	86W	128W	143W	219W	267W	412W	Figure #	RSP
CONTACTOR 2PL 24VCOIL 20/30AMP	E-011A	380	3	3	3	3	3		5-40	B
CONTACTOR 3PL 24VCOIL 25/30AMP	E-0110	380	1	1	1	1	1		5-41	B
FUSE DUAL ELMNT 600V 15.0AMP	E-2410	380	6						5-43	B
FUSE DUAL ELMNT 600V 17.5AMP	E-2730	380		6	6	6	6		5-22	B
FUSEBLOCK 600V 3P 030A	E-1050	380	1	1	1	1	1		5-42	

			110G	116G						
			111G	121G						
			114A	125A						
60 HZ CIRCUIT BREAKER ELECTRIC PANEL - 380 VOLT			72G	115A	130A	192G	240G	363G		
			75A	127W	138W	199A	245A	380A		
Part Description	Part #	Volts	86W	128W	143W	219W	267W	412W	Figure #	RSP
CB MCB 2P 240/415V ABBS272-K16	136240P10	380	3	3	3				6-42	B
CB MCB 2P 240/415V ABBS272-K32	136240P13	380				3			6-42	B
CB MCB 2P 240/415V ABBS272-K40	136240P14	380					3		6-42	B
CONTACTOR 3P23IND/32RES24/50	136222P1	380	4	4	4	4	4		6-40	B

1.70 Panel Disconnect Section-Klockner Moeller Section

Part Description	Part #	Volts								Figure #	RSP															
			72G	75A	86W	110G	111G	114A	116G			121G	125A	127W	130A	138W	192G	199A	219W	240G	245A	267W	303G	363G	380A	412W
BRKT DISC K/M	1C18603P1	380/415-3-50Hz	1	1	1	1	1	1	1	1	1	1	1	1	1	1	1	1	1	1	1	1	1	1	5-5	
COLLAR LKG DISC W/2 SCREWS KM	1C18354P1	380/415-3-50Hz	1	1	1	1	1	1	1	1	1	1	1	1	1	1	1	1	1	1	1	1	1	1	5-4	
SW DISC 600V 3PL 100A	1C18351P1	380/415-3-50Hz											1	1	1	1	1	1	1	1	1	1	1	1	5-6	C
SW DISC 600V 3PL 60A	1C18351P2	380/415-3-50Hz	1	1	1	1	1	1	1	1	1	1	1	1	1	1	1	1	1	1	1	1	1	1	5-6	C

Part Description	Part #	Volts								Figure #	RSP															
			72G	75A	86W	110G	111G	114A	116G			121G	125A	127W	130A	138W	192G	199A	219W	240G	245A	267W	303G	363G	380A	412W
BRKT DISC K/M	1C18603P1	380-3-60Hz	1	1	1	1	1	1	1	1	1	1	1	1	1	1	1	1	1	1	1	1	1	1	5-5	
COLLAR LKG DISC W/2 SCREWS KM	1C18354P1	380-3-60Hz	1	1	1	1	1	1	1	1	1	1	1	1	1	1	1	1	1	1	1	1	1	1	5-4	
SW DISC 600V 3PL 100A	1C18351P1	380-3-60Hz											1	1	1	1	1	1	1	1	1	1	1	1	5-6	C
SW DISC 600V 3PL 60A	1C18351P2	380-3-60Hz	1	1	1	1	1	1	1	1	1	1	1	1	1	1	1	1	1	1	1	1	1	1	5-6	C

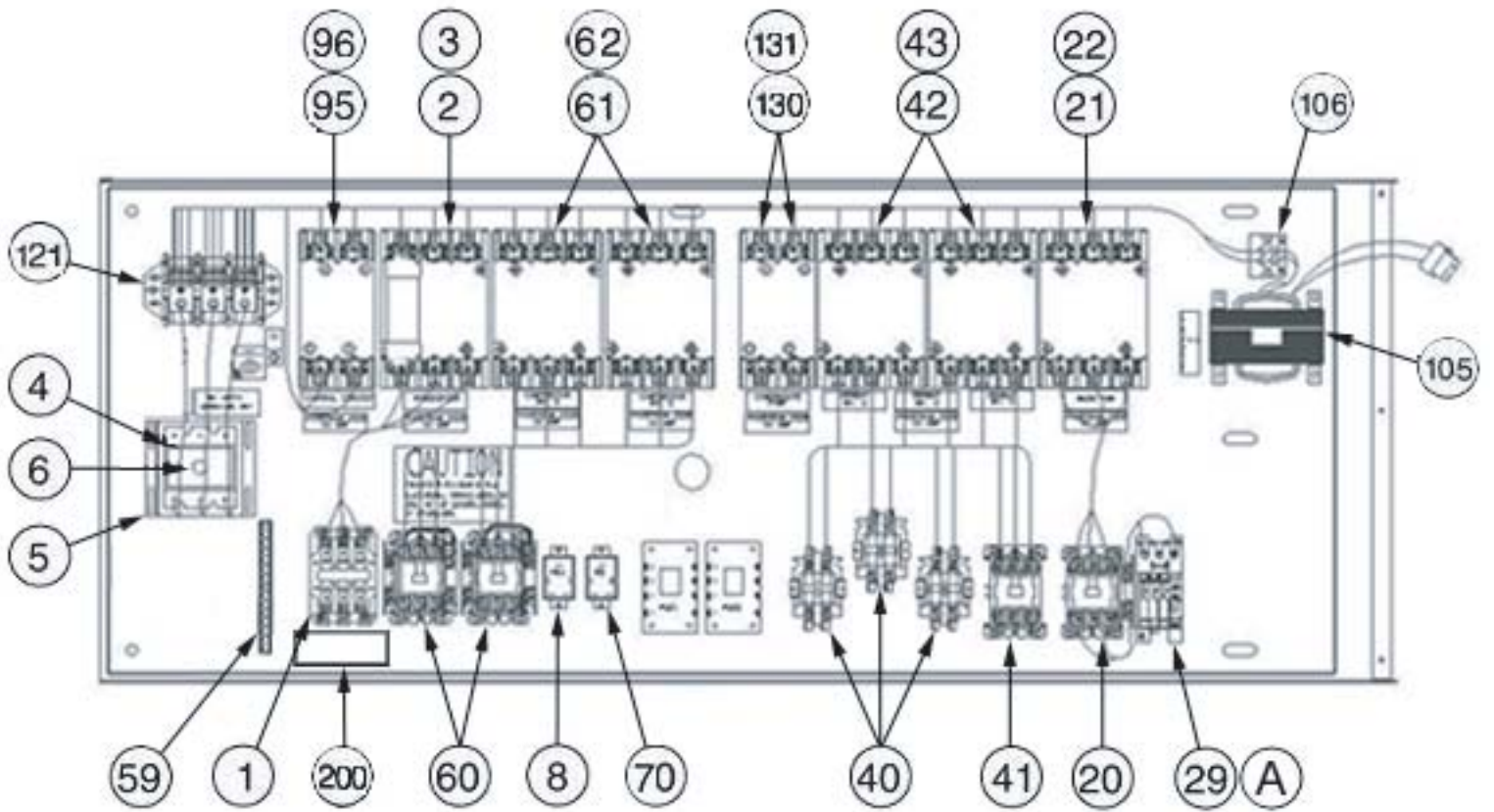
Part Description	Part #	Volts								Figure #	RSP															
			72G	75A	86W	110G	111G	114A	116G			121G	125A	127W	130A	138W	192G	199A	219W	240G	245A	267W	303G	363G	380A	412W
BRKT DISC K/M	1C18603P1	208//575-3-60Hz	1	1	1	1	1	1	1	1	1	1	1	1	1	1	1	1	1	1	1	1	1	1	5-5	
COLLAR LKG DISC W/2 SCREWS KM	1C18354P1	208//575-3-60Hz	1	1	1	1	1	1	1	1	1	1	1	1	1	1	1	1	1	1	1	1	1	1	5-4	
SW DISC 600V 3PL 100A	1C18351P1	208//575-3-60Hz	1	1	1	1	1	1	1	1	1	1	1	1	1	1	1	1	1	1	1	1	1	1	5-6	C
SW DISC 600V 3PL 60A	1C18351P2	380//575-3-60Hz	1	1	1	1	1	1	1	1	1	1	1	1	1	1	1	1	1	1	1	1	1	1	5-6	C

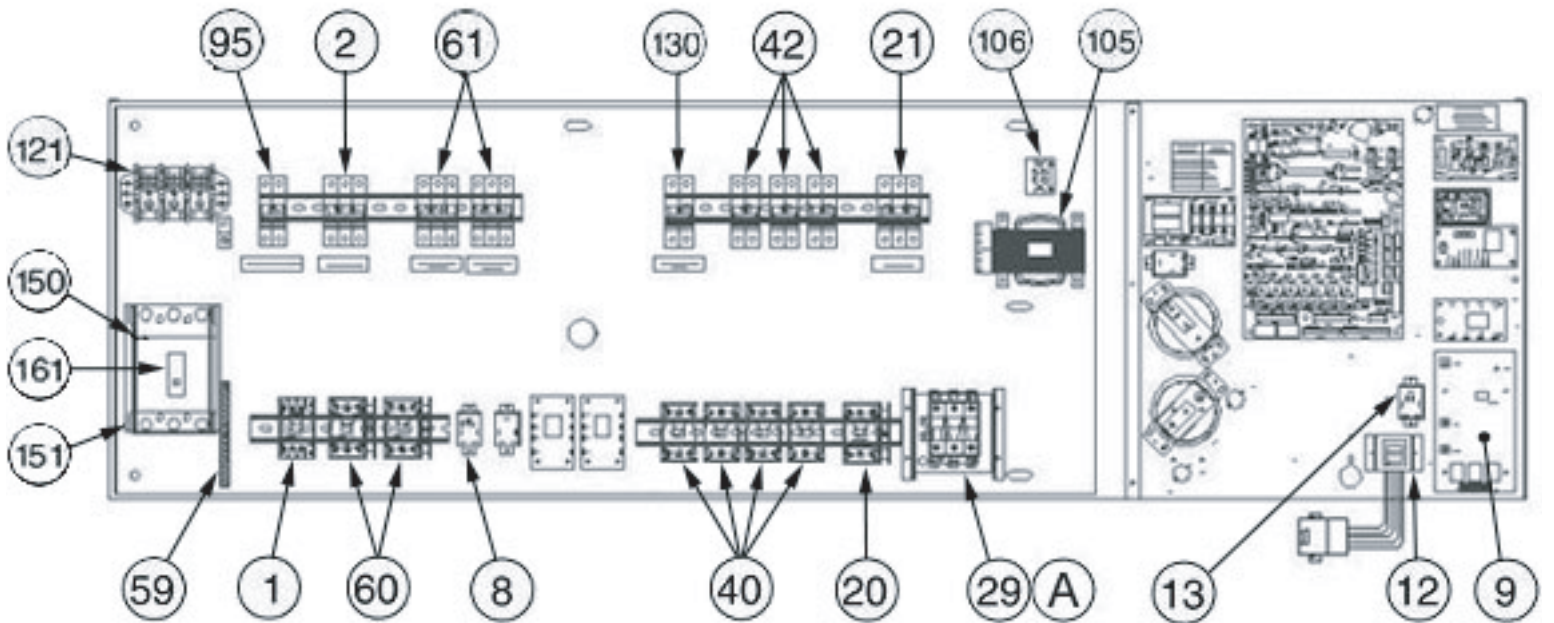
Part Description	Part #	Volts								Figure #	RSP															
			72G	75A	86W	110G	111G	114A	116G			121G	125A	127W	130A	138W	192G	199A	219W	240G	245A	267W	303G	363G	380A	412W
BRKT DISC K/M	1C18603P1	380	1	1	1	1	1	1	1	1	1	1	1	1	1	1	1	1	1	1	1	1	1	1	5-5	
COLLAR LKG DISC W/2 SCREWS KM	1C18354P1	380	1	1	1	1	1	1	1	1	1	1	1	1	1	1	1	1	1	1	1	1	1	1	5-4	
SW DISC 600V 3PL 100A	1C18351P1	380											1	1	1	1	1	1	1	1	1	1	1	1	5-6	C
SW DISC 600V 3PL 60A	1C18351P2	380	1	1	1	1	1	1	1	1	1	1	1	1	1	1	1	1	1	1	1	1	1	1	5-6	C

60 HZ CIRCUIT BREAKER ELECTRIC PANEL - 380 VOLT			72G	75A	86W	110G	111G	114A	115A	127W	128W	116G	121G	125A	130A	138W	143W	192G	199A	219W	240G	245A	267W	363G	380A	412W	Figure #	RSP	
Part Description	Part #	Volts																											
BRKT DISC K/M	1C18603P1	380	1			1			1			1			1						1						5-5		
COLLAR LKG DISC W/2 SCREWS KM	1C18354P1	380	1			1			1			1			1						1						5-4		
SW DISC 600V 3PL 100A	1C18351P1	380													1						1						5-6	C	
SW DISC 600V 3PL 60A	1C18351P2	380	1			1			1			1															5-6	C	

60 HZ FUSED ELECTRIC PANEL - 380 VOLT			110G	116G	111G	121G	114A	125A	72G	115A	130A	192G	240G	363G	75A	127W	138W	199A	245A	380A	86W	128W	143W	219W	267W	412W	Figure #	RSP	
Part Description	Part #	Volts																											
BRKT LKDISC OPER 100	F02-2130	380	1	1	1	1	1	1																			6-151		
BRKT NON LKDISC OPER 100	F02-2150	380	1	1	1	1	1	1																			6-151		
SW DISC 480V 3PL 100A 120V	E02-2880	380	1	1	1	1	1	1																		6-150	C		
SW DISC LOKG HANDLE ROTARY	E-288A	380	1	1	1	1	1	1																		6-161			
SW DISC LOKG RING CATCH	E-288B	380	1	1	1	1	1	1																		6-161			

60 HZ CIRCUIT BREAKER ELECTRIC PANEL - 380 VOLT			110G	116G	111G	121G	114A	125A	72G	115A	130A	192G	240G	363G	75A	127W	138W	199A	245A	380A	86W	128W	143W	219W	267W	412W	Figure #	RSP	
Part Description	Part #	Volts																											
BRKT LKDISC OPER 100	F02-2130	380	1	1	1	1	1	1																			6-151		
BRKT NON LKDISC OPER 100	F02-2150	380	1	1	1	1	1	1																			6-151		
SW DISC 480V 3PL 100A 120V	E02-2880	380	1	1	1	1	1	1																		6-150	C		
SW DISC LOKG HANDLE ROTARY	E-288A	380	1	1	1	1	1	1																		6-161			
SW DISC LOKG RING CATCH	E-288B	380	1	1	1	1	1	1																		6-161			



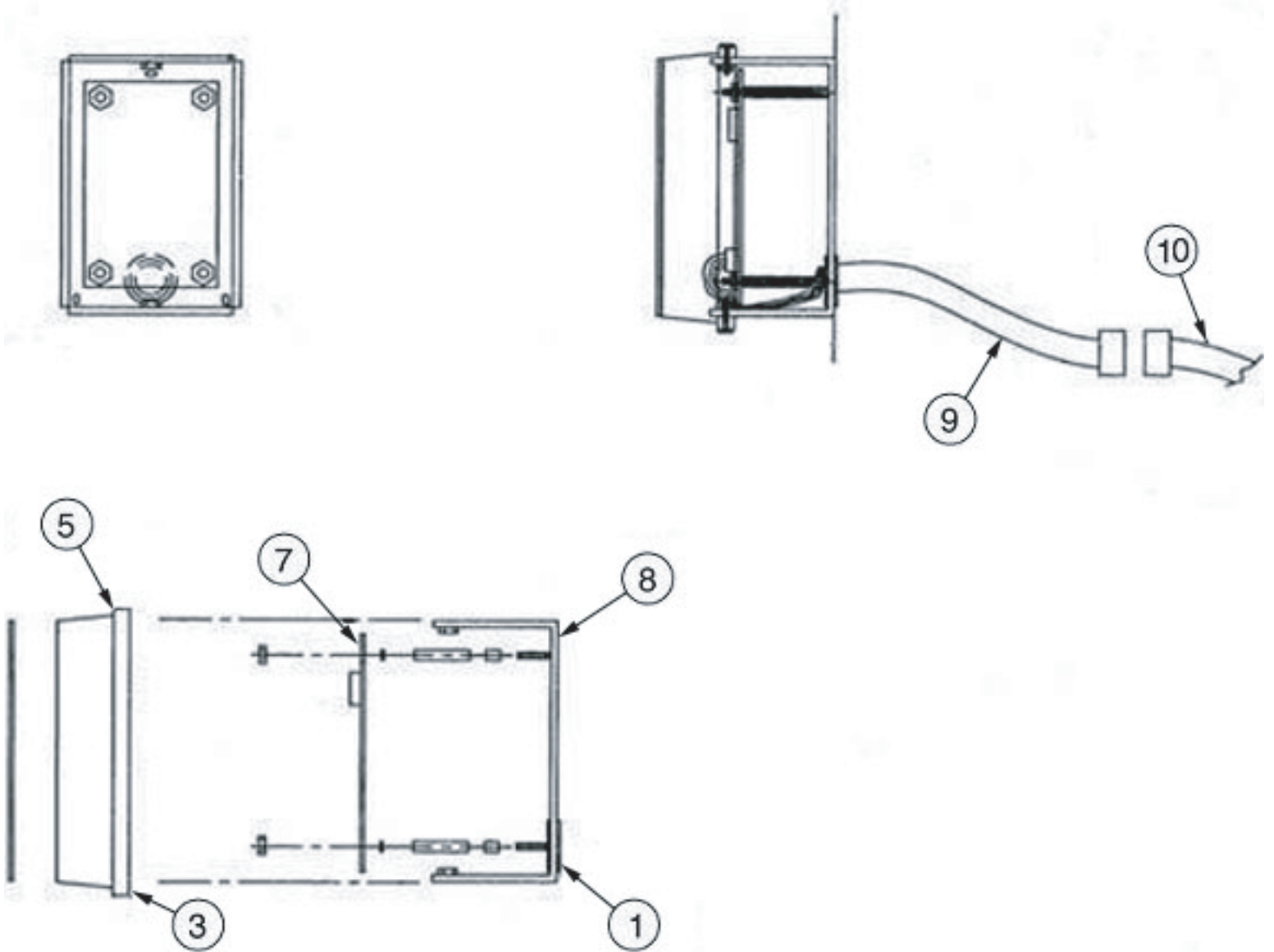


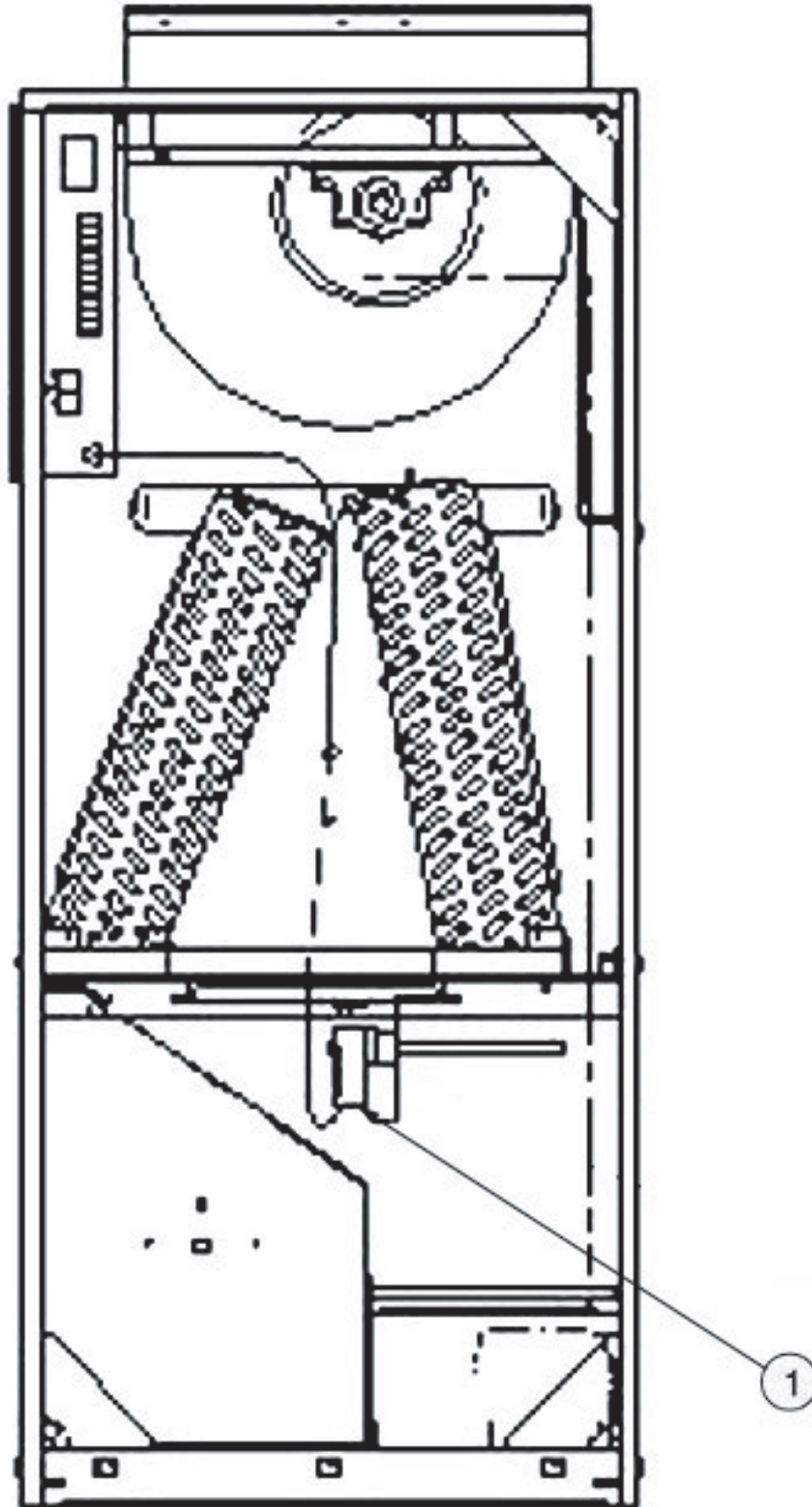
1.90 Miscellaneous Options Section

			110G	116G						
			111G	121G						
			114A	125A						
REMOTE TEMPERATURE / HUMIDITY SENSORS			72G	115A	130A	192G	240G	363G		
			75A	127W	138W	199A	245A	380A		
Part Description	Part #	Volts	86W	128W	143W	219W	267W	412W	Figure #	RSP
BOX PLASTIC (WALL MOUNTED)	G03-001A	ALL	1	1	1	1	1	1	7-3	
BOX T/H SURFACE MNT ASSY	020-0482	ALL	1	1	1	1	1	1	7-8	
BUSHING RBR 1/2" I.D. X 1" O.D.	E-0800	ALL	1	1	1	1	1	1	7-1	
CABLE ASSY LV T/H SNSR REM120'	1C16770G1	ALL	1	1	1	1	1	1	7-10	
CABLE ASSY LV T/H SNSR REM90'	1C16769G1	ALL	1	1	1	1	1	1	7-10	
LABEL S3 SENSOR WALLBOX	Y-2130	ALL	1	1	1	1	1	1	7-5	
NUT HEX MACH NYLON #4-40	S-5330	ALL	4	4	4	4	4	4	7-1	
PWA SMT TEMP/HUM GEN EAST SNSR	4C13121G4	ALL	1	1	1	1	1	1	7-7	C
SCREW M PH PHL Z 6-32X7/16	4A10179P1	ALL	2	2	2	2	2	2	7-1	
SPACER NYLON 1/4" O.D. X 1/4" LG. #4	G-2850	ALL	4	4	4	4	4	4	7-1	
SPACER STANDOFF 1/4" X 1-1/2" 4-40M	G-4040	ALL	4	4	4	4	4	4	7-1	
WASHER FIBER #40	G-118A	ALL	4	4	4	4	4	4	7-1	
WH LV S3/DIS P16 REM T/H	022-2742	ALL	1	1	1	1	1	1	7-9	
WH LV T/H SNSR REM 150FT	1D11293P1	ALL	1	1	1	1	1	1	7-10	
WH LV T/H SNSR REM 30FT	022-2741	ALL	1	1	1	1	1	1	7-10	
WH LV T/H SNSR REM 60FT	1C11237P1	ALL	1	1	1	1	1	1	7-10	

			110G	116G						
			111G	121G						
			114A	125A						
FIRESTAT OPTION			72G	115A	130A	192G	240G	363G		
			75A	127W	138W	199A	245A	380A		
Part Description	Part #	Volts	86W	128W	143W	219W	267W	412W	Figure #	RSP
FIRESTAT OPEN ON RISE	E-2350	ALL	1	1	1	1	1	1	8-1	C
FREEZSTAT W/BRKT OPN35FCLS45F	177590P1	ALL	2	2	2	2	2	2		B

E02-0110 HAS BEEN REPLACED WITH 177590P1 ON NOVEMBER 2003.





SMOKE DETECTOR

110G 116G
 111G 121G
 114A 125A
 72G 115A 130A 192G 240G 363G
 75A 127W 138W 199A 245A 380A
 86W 128W 143W 219W 267W 412W

Part Description	Part #	Volts	86W	128W	143W	219W	267W	412W	Figure #	RSP
BASE SMOKE DETECT 702E & 702RE	149102P1	ALL	1	1	1	1	1	1	10-3	C
BOX SMOKE DETECTOR 731U	149100P1	ALL	1	1	1	1	1	1	10-1	
CLAMP HOSE WORM DRIVE 1" SS	P-3830	ALL	3	3	3	3	3	3	9-19	
CONDUIT CONN EMT .50 STR SCREW	E05-2580	ALL	1	1	1	1	1	1	9-16	
CONN TUBE SMOKE DETECTOR	F02-8800	ALL	2	2	2	2	2	2	9-14	
COVER SMOKE DETECTOR 731U	149101P1	ALL	1	1	1	1	1	1	10-2	
PWA SMOKE DET CNTL 24VDC 2CONN	124502P2	ALL	1	1	1	1	1	1	9-11	B
SENSOR SMOKE DETECTOR PHOTOELE	149103P1	ALL	1	1	1	1	1	1	10-4	C
TUBE SAMPLING SMOKE DETECTOR	F02-8790	ALL	1	1	1	1	1	1	9-15	
TUBING VINYL CLEAR 3/4ID	S04-0420	ALL	9	9	9	9	9	9	9-17	

HIGH WATER ALARM

110G 116G
 111G 121G
 114A 125A
 72G 115A 130A 192G 240G 363G
 75A 127W 138W 199A 245A 380A
 86W 128W 143W 219W 267W 412W

Part Description	Part #	Volts	86W	128W	143W	219W	267W	412W	Figure #	RSP
ALARM HIGH WATER SYS3	1C19981G2	ALL	1	1	1	1	1	1		
BRKT HUM MTG LIQ LEV SW DX	1C18661P2	ALL	1	1	1	1	1	1		
RELAY T/D 24V 5SEC	1A18786P1	ALL	1	1	1	1	1	1		B
SW LEVEL LIQUID GEMS LS-7	1A18660P1	ALL	1	1	1	1	1	1		B

SEQUENTIAL AUTO RESTART

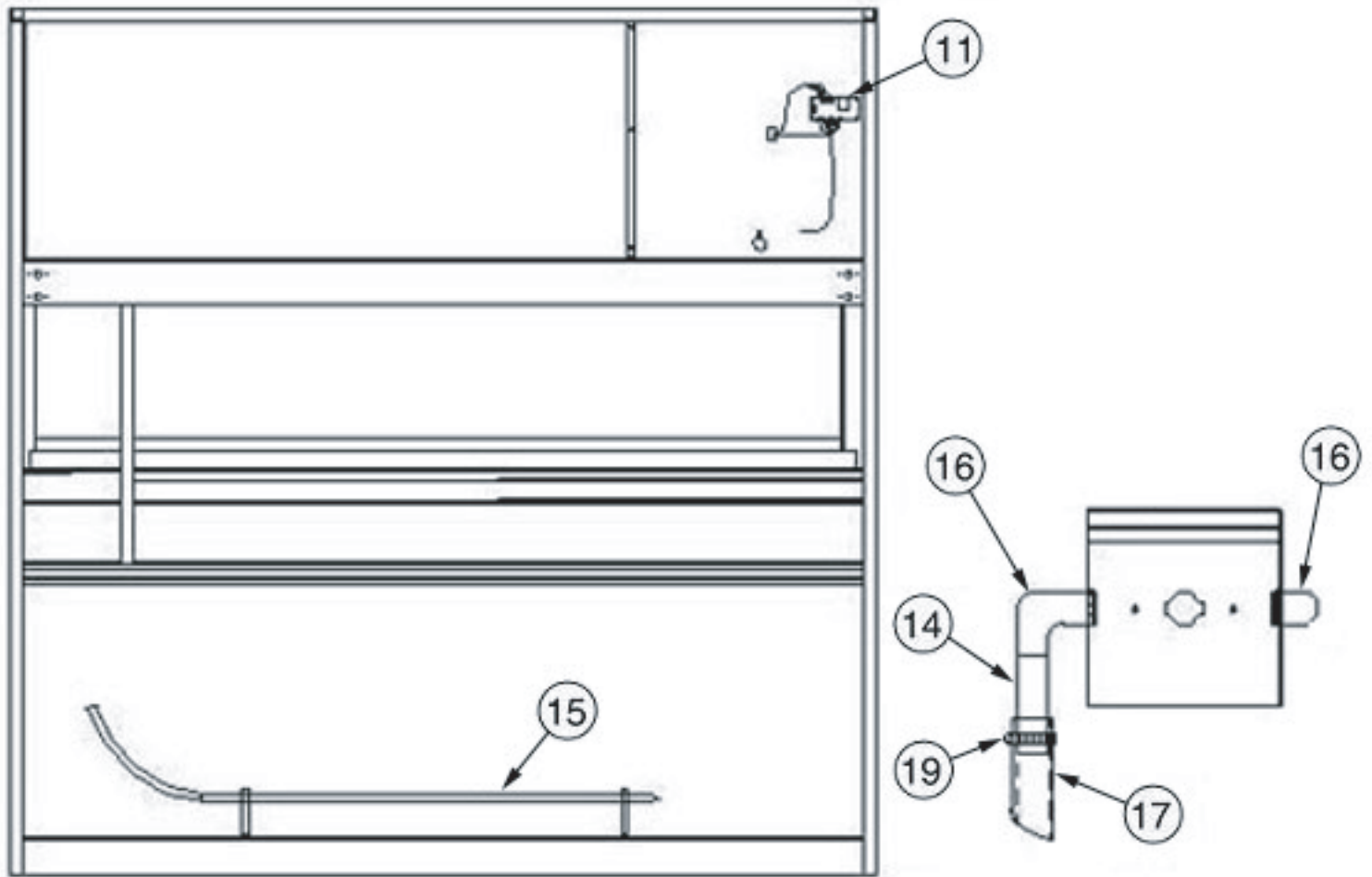
110G 116G
 111G 121G
 114A 125A
 72G 115A 130A 192G 240G 363G
 75A 127W 138W 199A 245A 380A
 86W 128W 143W 219W 267W 412W

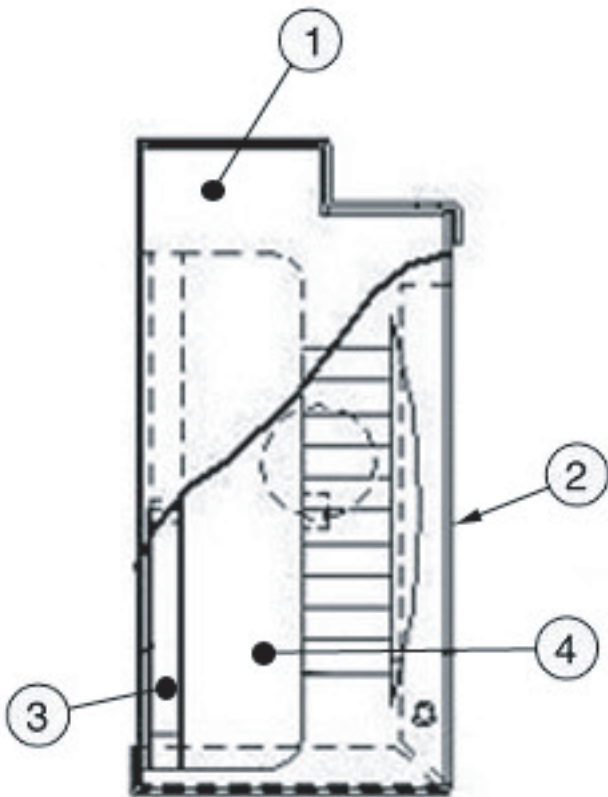
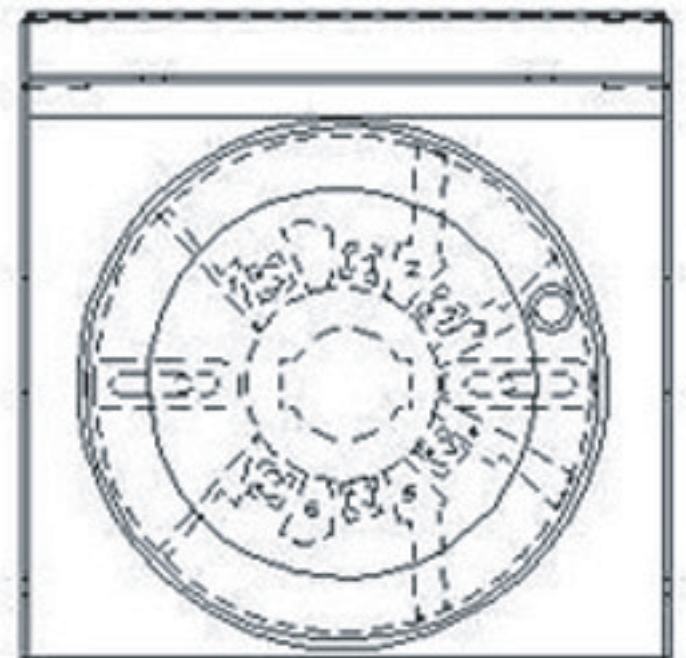
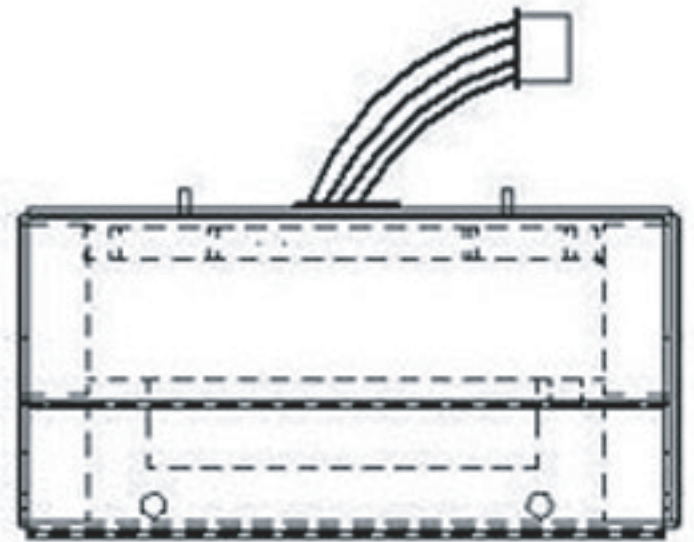
Part Description	Part #	Volts	86W	128W	143W	219W	267W	412W	Figure #	RSP
RELAY T/D 24V 2P2T ADJ 90SEC	E-3530	ALL	1	1	1	1	1	1		B

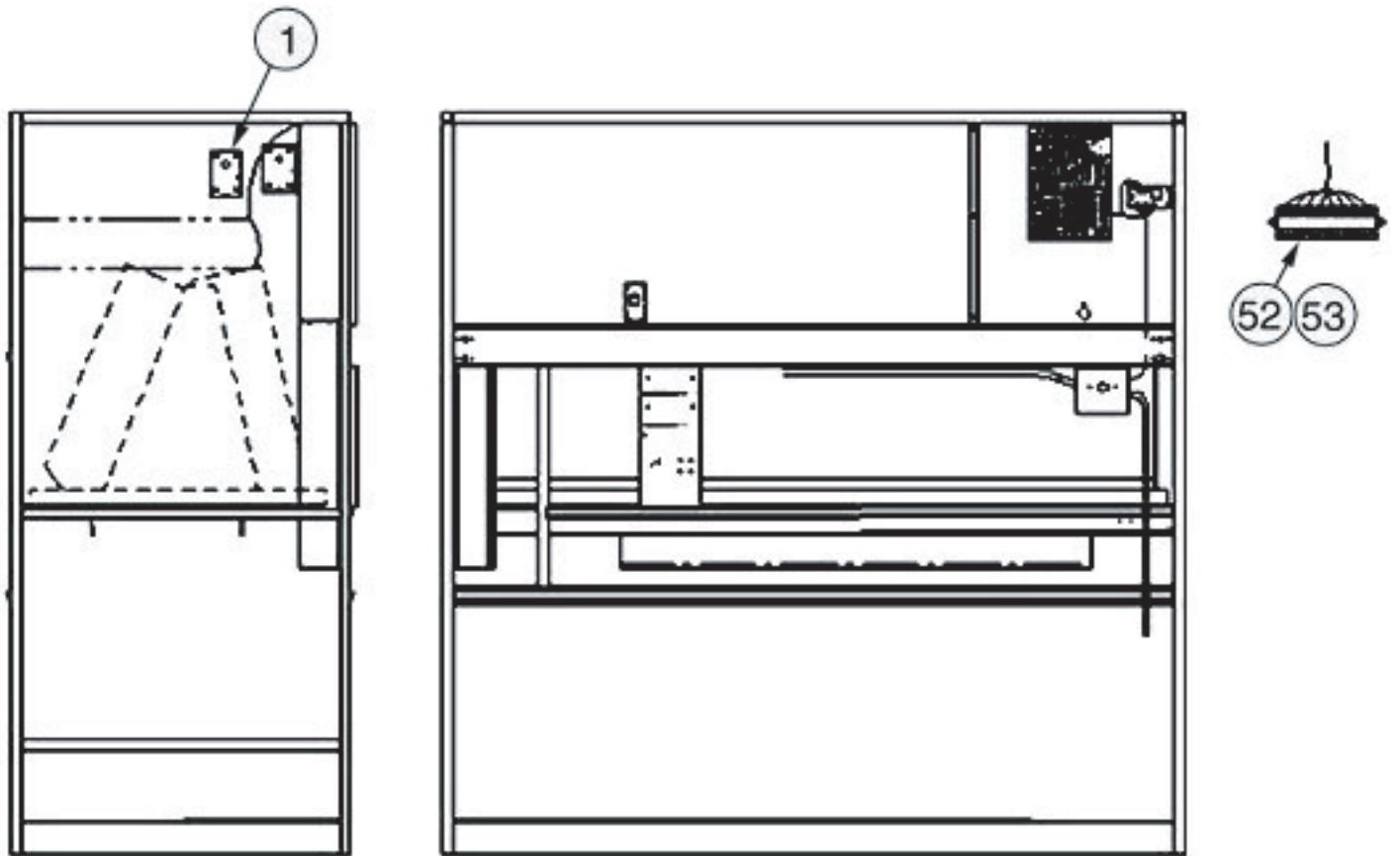
EXTERIOR HUMIDIFIER RELAY

110G 116G
 111G 121G
 114A 125A
 72G 115A 130A 192G 240G 363G
 75A 127W 138W 199A 245A 380A
 86W 128W 143W 219W 267W 412W

Part Description	Part #	Volts	86W	128W	143W	219W	267W	412W	Figure #	RSP
RELAY 1P2T 24V 50/60HZ	E03-0170	ALL	1	1	1	1	1	1	11-1	B
TERMLSTRIP SECTION 1 POS	132487P1	ALL	2	2	2	2	2	2	11-52	
TERMLSTRIP SECTION END BARRIER	132487P2	ALL	1	1	1	1	1	1	11-53	







MISCELLANEOUS OPTIONS

110G 116G
 111G 121G
 114A 125A
 72G 115A 130A 192G 240G 363G
 75A 127W 138W 199A 245A 380A
 86W 128W 143W 219W 267W 412W

Part Description	Part #	Volts	86W	128W	143W	219W	267W	412W	Figure #	RSP
BOX ELEC SGL SQR CORNR	E-0450	ALL	1	1	1	1	1	1		
BRKT MTG FOR ENCL LT410	122531P3	ALL	2	2	2	2	2	2		
CONTACTS AUX NO/NC 49ACR6 FRNS	149117P1	ALL	1	1	1	1	1	1		B
COVER ELECT BOX SGL W/HOLE	1C14755P1	ALL	1	1	1	1	1	1		
COVER OVERLOAD RELAY	F-4010	ALL	2	2	2	2	2	2		
FREEZSTAT W/BRKT OPN35FCLS45F	177590P1	ALL	2	2	2	2	2	2		B

E02-0110 HAS BEEN REPLACED WITH 177590P1 ON NOVEMBER 2003.

KIT OPENCOMMS DISCRETE OUTPUT	OC-DOS	ALL	1	1	1	1	1	1		C
KIT OPENCOMMS NETWORK CARD	NICS	ALL	1	1	1	1	1	1		C
OVERLOAD RELAY W/B MNT 32A C-H	124547P1	380/415-3-50Hz	1	1	1	1	1	1		B
OVERLOAD RESET BUTTON ASSY	155074P1	ALL	2	2	2	2	2	2		
OVERLOAD TRIBLOCK AMB-COMP 60A	E05-5220	ALL	2	2	2	2	2	2		B
RELAY 1P2T 24V 50/60HZ	E03-0170	ALL	4	4	4	4	4	4		B
RELAY 2P2T 24VAC COIL	E-0130	ALL	1	1	1	1	1	1		B
RELAY 3P2T 24VAC 125V MAXLOAD	E-2440	ALL	1	1	1	1	1	1		B
RELAY T/D 24V 1P1T 10SEC INT	E-2630	ALL	1	1	1	1	1	1		B
RELAY T/D 24V 2P2T ADJ 90SEC	E-3530	ALL	1	1	1	1	1	1		B
RELAY T/D 24V 2P2T NO 480 SEC	E-4650	ALL	2	2	2	2	2	2		B
RELAY T/D 24V 3MIN ANTICYCLE	140248P1	ALL	2	2	2	2	2	2		B
SW PSHBTN MOM SPST NC	E-3780	ALL	1	1	1	1	1	1		
SW PSHBTN MOM SPST NO	E-2580	ALL	1	1	1	1	1	1		
TERMLSTRIP SECTION 1 POS	132487P1	ALL	8	8	8	8	8	8		
TERMLSTRIP SECTION END BARRIER	132487P2	ALL	1	1	1	1	1	1		
WH LV S3 ANALOG INP P10 AM/AG	140615G1	ALL	1	1	1	1	1	1		

MISCELLANEOUS OPTIONS-HEATERS

110G 116G
 111G 121G
 114A 125A
 72G 115A 130A 192G 240G 363G
 75A 127W 138W 199A 245A 380A
 86W 128W 143W 219W 267W 412W

Part Description	Part #	Volts	86W	128W	143W	219W	267W	412W	Figure #	RSP
HEATER CLASS 20 .254-.411A C-H	125768P1	ALL	3	3	3	3	3	3		B
HEATER CLASS 20 .375-.607A C-H	125768P2	ALL	3	3	3	3	3	3		B
HEATER CLASS 20 .560-.907A C-H	125768P3	ALL	3	3	3	3	3	3		B
HEATER CLASS 20 .814-1.32A C-H	125768P4	ALL	3	3	3	3	3	3		B
HEATER CLASS 20 1.20-1.96A C-H	125768P5	ALL	3	3	3	3	3	3		B
HEATER CLASS 20 1.79-2.90A C-H	125768P6	ALL	3	3	3	3	3	3		B
HEATER CLASS 20 2.15-3.49A C-H	125768P7	ALL	3	3	3	3	3	3		B
HEATER CLASS 20 3.23-5.23A C-H	125768P8	ALL	3	3	3	3	3	3		B
HEATER CLASS 20 4.55-7.40A C-H	125768P9	ALL	3	3	3	3	3	3		B
HEATER CLASS 20 6.75-11.0A C-H	125768P10	ALL	3	3	3	3	3	3		B
HEATER CLASS 20 9.14-14.0A C-H	125768P11	ALL	3	3	3	3	3	3		B
HEATER CLASS 20 14.0-22.8A C-H	125768P12	ALL	3	3	3	3	3	3		B
HEATER CLASS 20 18.7-30.7A C-H	125768P13	ALL	3	3	3	3	3	3		B
HEATER CLASS 20 23.5-38.5A C-H	125768P14	ALL	3	3	3	3	3	3		B
HEATER E23	E-3330	ALL	3	3	3	3	3	3		B
HEATER E24	E-2600	ALL	3	3	3	3	3	3		B
HEATER E26	E-0830	ALL	3	3	3	3	3	3		B
HEATER E27	E-0840	ALL	3	3	3	3	3	3		B
HEATER E28	E-0850	ALL	3	3	3	3	3	3		B
HEATER E29	E-1840	ALL	3	3	3	3	3	3		B
HEATER E31	E-2650	ALL	3	3	3	3	3	3		B
HEATER E32	E-0860	ALL	3	3	3	3	3	3		B
HEATER E33	E-1850	ALL	3	3	3	3	3	3		B
HEATER E34	E-2610	ALL	3	3	3	3	3	3		B
HEATER E36	E-1860	ALL	3	3	3	3	3	3		B
HEATER E37	E-0870	ALL	3	3	3	3	3	3		B
HEATER E38	E-0880	ALL	3	3	3	3	3	3		B
HEATER E39	E-0890	ALL	3	3	3	3	3	3		B
HEATER E41	E-2660	ALL	3	3	3	3	3	3		B
HEATER E42	E-0900	ALL	3	3	3	3	3	3		B
HEATER E44	E-0910	ALL	3	3	3	3	3	3		B
HEATER E46	E-0920	ALL	3	3	3	3	3	3		B
HEATER E47	E-0930	ALL	3	3	3	3	3	3		B
HEATER E48	E-0940	ALL	3	3	3	3	3	3		B
HEATER E49	E-1810	ALL	3	3	3	3	3	3		B
HEATER E50	E-095A	ALL	3	3	3	3	3	3		B

VE Deluxe

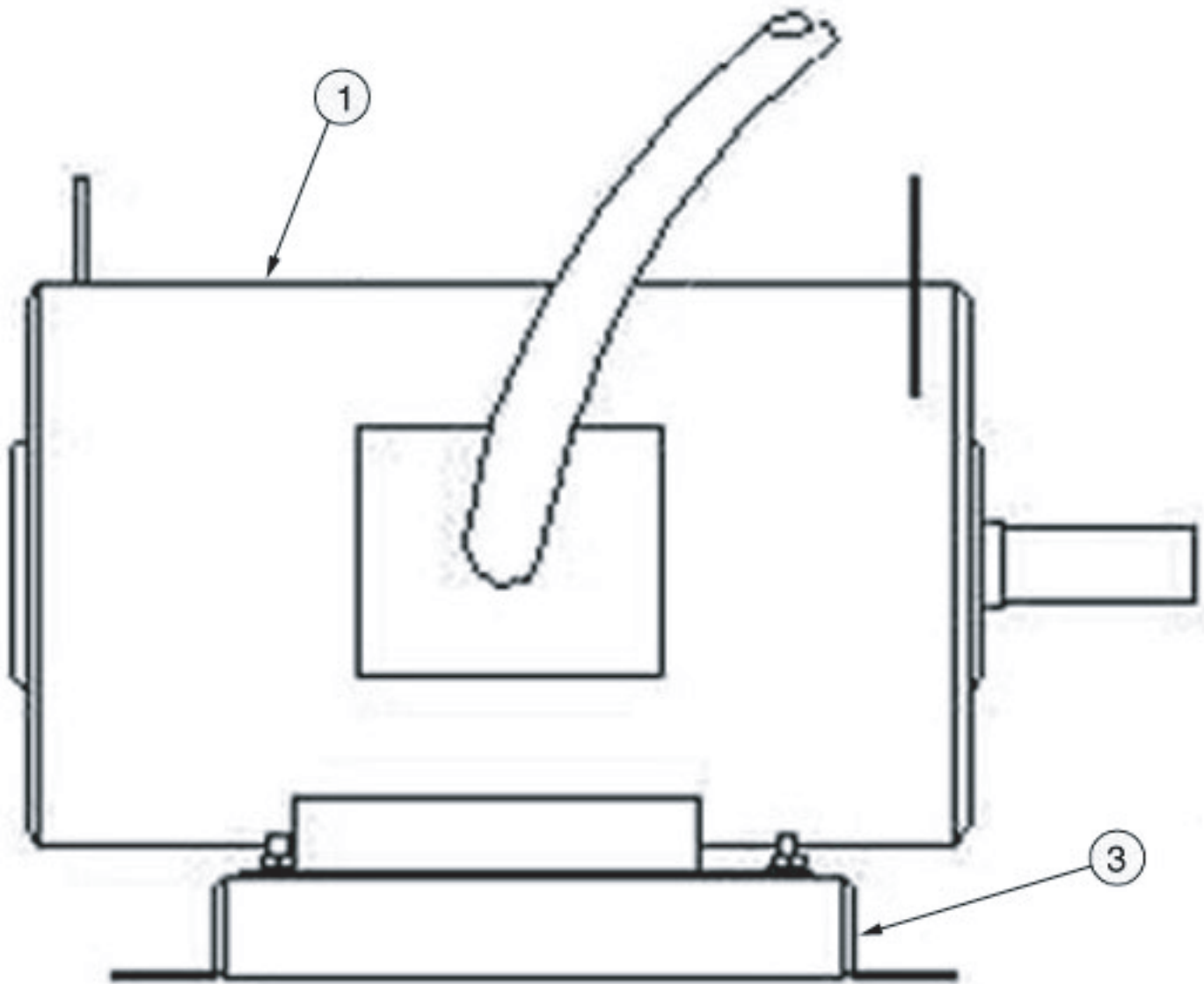
HEATER E51	E-0950	ALL	3	3	3	3	3	3		B
HEATER E52	E-0960	ALL	3	3	3	3	3	3		B
HEATER E53	E-0970	ALL	3	3	3	3	3	3		B
HEATER E54	E-0980	ALL	3	3	3	3	3	3		B
HEATER E55	E-0990	ALL	3	3	3	3	3	3		B
HEATER E56	E-1000	ALL	3	3	3	3	3	3		B
HEATER E57	E-1010	ALL	3	3	3	3	3	3		B
HEATER E60	E-2670	ALL	3	3	3	3	3	3		B
HEATER E61	E-2680	ALL	3	3	3	3	3	3		B
HEATER E62	E-2690	ALL	3	3	3	3	3	3		B
HEATER E65	E-1830	ALL	3	3	3	3	3	3		B
HEATER E67	E-2700	ALL	3	3	3	3	3	3		B
HEATER E69	E-183A	ALL	3	3	3	3	3	3		B
HEATER E71	E-3810	ALL	3	3	3	3	3	3		B
HEATER E72	1A11900P1	ALL	3	3	3	3	3	3		B
HEATER E73	1A29193P1	ALL	3	3	3	3	3	3		B
HEATER E73A	E-3840	ALL	3	3	3	3	3	3		B
HEATER E74	E-3820	ALL	3	3	3	3	3	3		B
HEATER E76	E-3830	ALL	3	3	3	3	3	3		B
HEATER E77	E-6070	ALL	3	3	3	3	3	3		B
HEATER E78	1A29194P1	ALL	3	3	3	3	3	3		B
HEATER E79	1A18777P1	ALL	3	3	3	3	3	3		B
HEATER E80	1A29194P2	ALL	3	3	3	3	3	3		B
HEATER E98	1A29194P3	ALL	3	3	3	3	3	3		B
HEATER E103	1A29193P2	ALL	3	3	3	3	3	3		B

2.10 Motor Assembly Section

Part Description	Part #	Volts								Figure #	RSP											
			72G	75A	86W	110G	111G	114A	116G			121G	125A	130A	138W	192G	199A	219W	240G	245A	267W	363G
MOTOR 1.0HP 200/380/400-3-50	B-0900	380/415-3-50Hz	1																		12-1	C
MOTOR 1.0HP 208-3-60 PE	160626P1	208-3-60Hz	1																		12-1	C
MOTOR 1.0HP 208/230/460-3-60	B-016B	208/230/460-3-60Hz	1																		12-1	C
MOTOR 1.0HP 230/460-3-60 PE	160627P1	230/460-3-60Hz	1																		12-1	C
MOTOR 1.0HP 380-3-60	B-2200	380-3-60Hz	1																		12-1	C
MOTOR 1.0HP 575-3-60	B-017A	575-3-60Hz	1																		12-1	C
MOTOR 1.0HP 575-3-60 PE	160628P1	575-3-60Hz	1																		12-1	C
MOTOR 1.5HP 190/380-3-60	B-2210	380-3-60Hz	1	1																	12-1	C
MOTOR 1.5HP 200/380/400-3-50	B-0910	380/415-3-50Hz	1	1																	12-1	C
MOTOR 1.5HP 208-3-60 PE	160629P1	208-3-60Hz	1	1																	12-1	C
MOTOR 1.5HP 208/230/460-3-60	B-019A	208/230/460-3-60Hz	1	1																	12-1	C
MOTOR 1.5HP 230/460-3-60 PE	160630P1	230/460-3-60Hz	1	1																	12-1	C
MOTOR 1.5HP 575-3-60	B-020A	575-3-60Hz	1	1																	12-1	C
MOTOR 1.5HP 575-3-60 PE	160631P1	575-3-60Hz	1	1																	12-1	C
MOTOR 10.0HP 200/380/400-3-50	B02-0110	380/415-3-50Hz					1	1	1	1											12-1	C
MOTOR 10.0HP 208-3-60 PE	1A22735P2	208-3-60Hz					1	1	1	1											12-1	C
MOTOR 10.0HP 208/230/460-3-60	140997P1	208/230/460-3-60Hz					1	1	1	1											12-1	C
MOTOR 10.0HP 380/3-60	155671P1	380-3-60Hz					1	1	1												12-1	C
MOTOR 10.0HP 575-3-60	140998P1	575-3-60Hz					1	1	1	1											12-1	C
MOTOR 10.0HP 575-3-60	B02-0100	575-3-60Hz																		1	12-1	C
MOTOR 10.0HP 575-3-60 PE	160285P1	575-3-60Hz					1	1	1												12-1	C
MOTOR 15.0HP 200/380/400-3-50	B02-0140	380/415-3-50/60Hz					1	1	1	1											12-1	C
MOTOR 15.0HP 230/460-3-60 PE	1C32993P1	230/460-3-60Hz						1	1	1											12-1	C
MOTOR 15.0HP 380-3-60	146006P1	380-3-60Hz						1	1												12-1	C
MOTOR 15.0HP 575-3-60	B02-0130	575-3-60Hz						1	1	1											12-1	C
MOTOR 2.0HP 200/380/400-3-50	B-0920	380/415-3-50Hz	1	1	1																12-1	C
MOTOR 2.0HP 208-3-60 PE	160632P1	208-3-60Hz	1	1	1																12-1	C
MOTOR 2.0HP 208/230/460-3-60	B-022A	208/230/460-3-60Hz	1	1	1																12-1	C
MOTOR 2.0HP 230/460-3-60	B-1770	460-3-60Hz					1														12-1	C
MOTOR 2.0HP 230/460-3-60 PE	160633P1	230/460-3-60Hz	1	1	1																12-1	C
MOTOR 2.0HP 380-3-60	B-2160	380-3-60Hz	1	1	1																12-1	C
MOTOR 2.0HP 575-3-60	B-023A	575-3-60Hz	1	1	1																12-1	C
MOTOR 2.0HP 575-3-60 PE	160634P1	575-3-60Hz	1	1	1																12-1	C
MOTOR 20.0HP 208-3-60 PEFF	160179P1	208-3-60Hz													1	1					12-1	C

VE Deluxe

MOTOR 20.0HP 230/460-3-60 PEF	160180P1	230/460-3-60Hz					1	1	12-1	C
MOTOR 20.0HP 380-3-60	160074P1	380-3-60Hz					1		12-1	C
MOTOR 20.0HP 380/415-3-50	160076P1	380/415-3-50Hz					1	1	12-1	C
MOTOR 20.0HP 575-3-60	160075P1	575-3-60Hz					1	1	12-1	C
MOTOR 20.0HP 575-3-60 PE	160181P1	575-3-60Hz					1	1	12-1	C
MOTOR 3.0HP 190/380-3-60	B-2220	380-3-60Hz	1	1	1	1			12-1	C
MOTOR 3.0HP 200/380/400-3-50	B-0930	380/415-3-50Hz	1	1	1	1			12-1	C
MOTOR 3.0HP 208-3-60 PE	1A30349P2	208-3-60Hz	1	1	1	1			12-1	C
MOTOR 3.0HP 208/230/460-3-60	B-025A	208/230/460-3-60Hz	1	1	1	1			12-1	C
MOTOR 3.0HP 230/460-3-60 PE	1A30349P1	230/460-3-60Hz	1	1	1	1			12-1	C
MOTOR 3.0HP 575-3-60	B-026A	575-3-60Hz	1	1	1	1			12-1	C
MOTOR 3.0HP 575-3-60 PE	160635P1	575-3-60Hz	1	1	1	1			12-1	C
MOTOR 5.0HP 200/380/400-3-50	B-0940	380/415-3-50Hz	1	1	1	1	1		12-1	C
MOTOR 5.0HP 208-3-60 PE	1C30169P2	208-3-60Hz	1	1	1	1	1		12-1	C
MOTOR 5.0HP 208/230/460-3-60	B-028A	208/230/460-3-60Hz	1	1	1	1	1		12-1	C
MOTOR 5.0HP 230/460-3-60 PE	1C30169P1	230/460-3-60Hz	1	1	1	1	1		12-1	C
MOTOR 5.0HP 380-3-60 ODP	B-2090	380-3-60Hz	1	1	1	1	1		12-1	C
MOTOR 5.0HP 575-3-60	B-029A	575-3-60Hz	1	1	1	1	1		12-1	C
MOTOR 5.0HP 575-3-60 PE	160636P1	575-3-60Hz	1	1	1	1	1		12-1	C
MOTOR 7.5HP 200/380/400-3-50	B-1330	380/415-3-50/60Hz		1	1	1	1		12-1	C
MOTOR 7.5HP 208-3-60 PE	1A22733P2	208-3-60Hz		1	1	1	1		12-1	C
MOTOR 7.5HP 208/230/460-3-60	B-035A	208/230/460-3-60Hz		1	1	1	1		12-1	C
MOTOR 7.5HP 230/460-3-60 PE	1A22733P1	230/460-3-60Hz		1	1	1	1		12-1	C
MOTOR 7.5HP 380-3-60	B-2170	380-3-60Hz				1	1		12-1	C
MOTOR 7.5HP 575-3-60	B-034A	575-3-60Hz		1	1	1	1		12-1	C
MOTOR 7.5HP 575-3-60 PE	160995P1	575-3-60Hz		1	1	1	1		12-1	C
MOTOR 10.0HP 230/460-3-60 PE	1A22735P1	230-460-3-60Hz			1	1	1	1	12-1	C
MOTOR 15.0HP 208-3-60 PE	1C32993P2	208-3-60Hz				1	1	1	12-1	C
MOTOR 15.0HP 208//466-3 ODP	B05-0080	208//460-3-60Hz				1	1	1	12-1	C
MOTOR 15.0HP 575-3-60 PE	136175P1	575-3-60Hz				1	1	1	12-1	C
MOTOR 20.0HP 208/230/460-3-60	160073P1	208/230/460-3-60Hz					1	1	12-1	C
MOTOR BASE ADJUSTABLE 143-T	B-0420	ALL	1						12-3	
MOTOR BASE ADJUSTABLE 145-T	B-0320	ALL	1	1	1				12-3	
MOTOR BASE ADJUSTABLE 182-T	B-0330	ALL	1	1	1	1			12-3	
MOTOR BASE ADJUSTABLE 184-T	B-0430	ALL	1	1	1	1	1		12-3	
MOTOR BASE ADJUSTABLE 213-T	B-0440	ALL		1	1	1	1		12-3	
MOTOR BASE ADJUSTABLE 215-T	B05-014E	ALL			1	1	1	1	12-3	
MOTOR BASE ADJUSTABLE 254-T	B05-014F	ALL		1		1	1	1	12-3	
MOTOR BASE ADJUSTABLE 256-T	B05-014D	ALL					1	1	12-3	

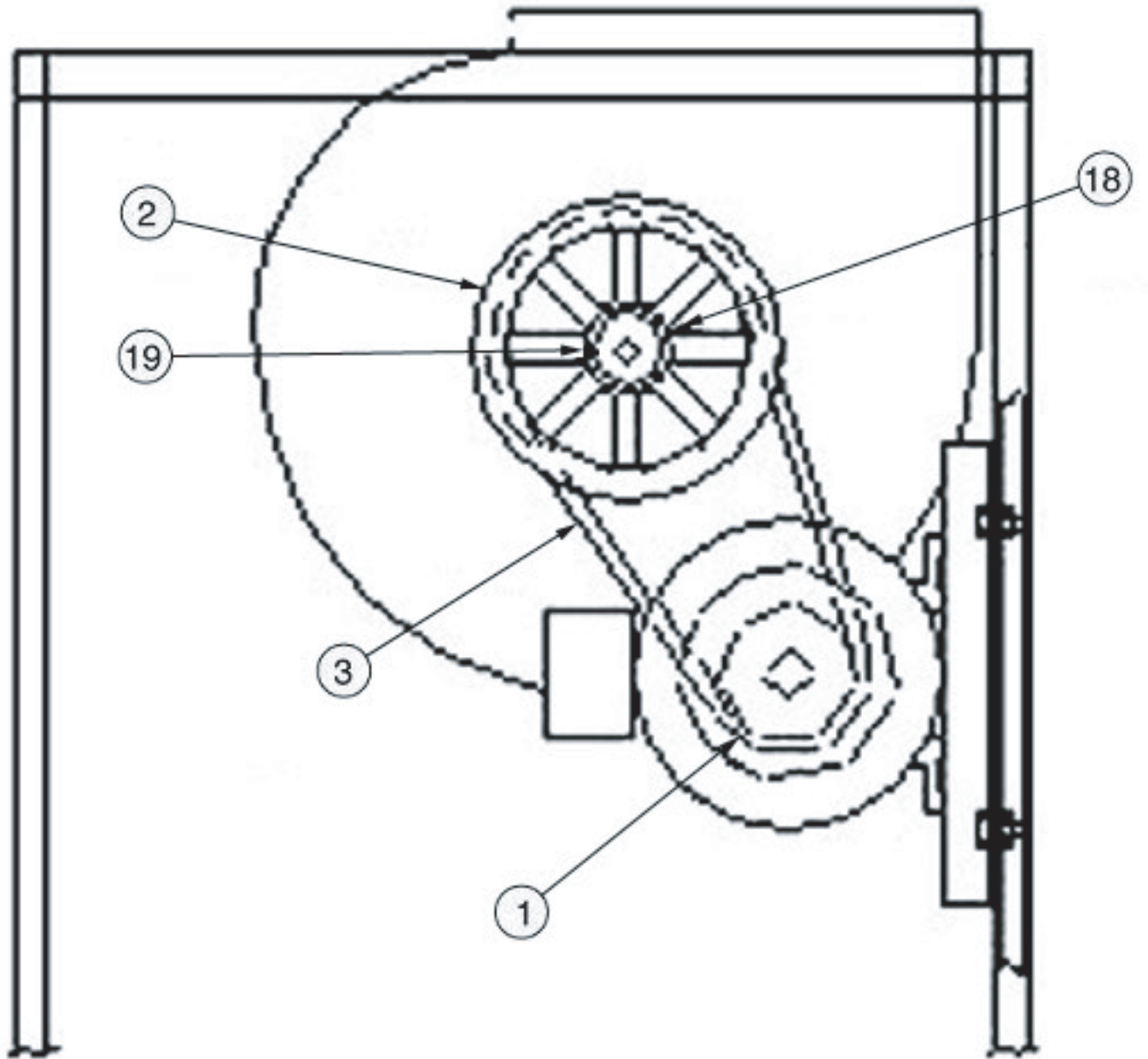


2.20 Drive Package Section

DRIVE PACKAGE	Part Description	Part #	Volts	110G	116G	111G	121G	114A	125A	72G	115A	130A	192G	240G	363G	Figure #	RSP
				86W	128W	143W	219W	267W	412W	75A	127W	138W	199A	245A	380A		
	BELT B-34	B-1490	208//575-3-60Hz	2	2	2	2	2	2	2	2	2	2	2	2	13-3	A
	BELT B-36	B-1690	ALL	2	2	2	2	2	2	2	2	2	2	2	2	13-3	A
	BELT B-38	B-0600	ALL	2	2	2	2	2	2	2	2	2	2	2	2	13-3	A
	BELT B-40 VT	B-060A	ALL	2	2	2	2	2	2	2	2	2	2	2	2	13-3	A
	BELT B-42	B-0550	ALL	2	2	2	2	2	2	2	2	2	2	2	2	13-3	A
	BELT B-44	B-1680	ALL	2	2	2	2	2	2	2	2	2	2	2	2	13-3	A
	BELT B-46	B-0570	ALL	2	2	2	2	2	2	2	2	2	2	2	2	13-3	A
	BELT B-48	B-0580	ALL	2	2	2										13-3	A
	BELT BX36	136131P16	ALL							3	3	3	3	3	3	13-3	A
	BELT BX38	136131P12	ALL							3	3	3	3	3	3	13-3	A
	BELT BX40	136131P18	ALL							3	3	3	3	3	3	13-3	A
	BELT BX42	136131P14	ALL	3	3	3	3	3	3	3	3	3	3	3	3	13-3	A
	BELT BX44	136131P11	ALL							3	3	3	3	3	3	13-3	A
	BELT BX46	136131P10	ALL							3	3	3	3	3	3	13-3	A
	BUSHING PULLEY B 1-5/8" DIA	136133P3	ALL							1	1	1	1	1	1	13-18	B
	BUSHING PULLEY B 1-7/16"DIA	136133P1	ALL							1	1	1	1	1	1	13-18	B
	BUSHING PULLEY H 1"DIA	B-0080	ALL	1	1	1										13-18	B
	BUSHING PULLEY H 1-3/16"DIA	B-1160	ALL	1	1	1	1	1	1	1	1	1	1	1	1	13-18	B
	BUSHING PULLEY HX1 7/16 DIA	1A23547P1	ALL							1	1	1	1	1	1	13-18	C
	KEY STOCK 1/4X 1-5/16	B-0650	ALL	1	1	1										13-19	B
	PULLEY 2B5V60	136132P10	380/415-3-60Hz							1	1	1	1	1	1	13-2	B
	PULLEY 2B5V70	136132P7	ALL							1	1	1	1	1	1	13-2	B
	PULLEY 2B5V80	136132P11	ALL							1	1	1	1	1	1	13-2	B
	PULLEY 2B5V90	136132P5	380/415-3-50Hz							1	1	1	1	1	1	13-2	B
	PULLEY 2BK100H	B-0530	ALL	1	1	1	1	1	1	1	1	1	1	1	1	13-2	B
	PULLEY 2BK110H	B-0700	208//575-3-60Hz	1	1	1	1	1	1	1	1	1	1	1	1	13-2	B
	PULLEY 2BK70H	B-054A	ALL	1	1	1	1	1	1	1	1	1	1	1	1	13-2	B
	PULLEY 2BK80H	B-0540	ALL	1	1	1	1	1	1	1	1	1	1	1	1	13-2	B
	PULLEY 2BK90H	B02-0050	ALL	1	1	1	1	1	1	1	1	1	1	1	1	13-2	B
	PULLEY 3B5V60 6-1/6.0 DD	160069P1	ALL											1	1	13-2	B
	PULLEY 3B5V64 6.5/6.4 DD	160069P5	ALL											1	1	13-2	B
	PULLEY 3B5V66 6.6/6.7 DD	160069P6	ALL											1	1	13-2	B
	PULLEY 3B5V70 7-1/7.0 DD	160069P2	ALL											1	1	13-2	B
	PULLEY 3B5V80 8-1/8.0 DD	160069P3	ALL											1	1	13-2	B

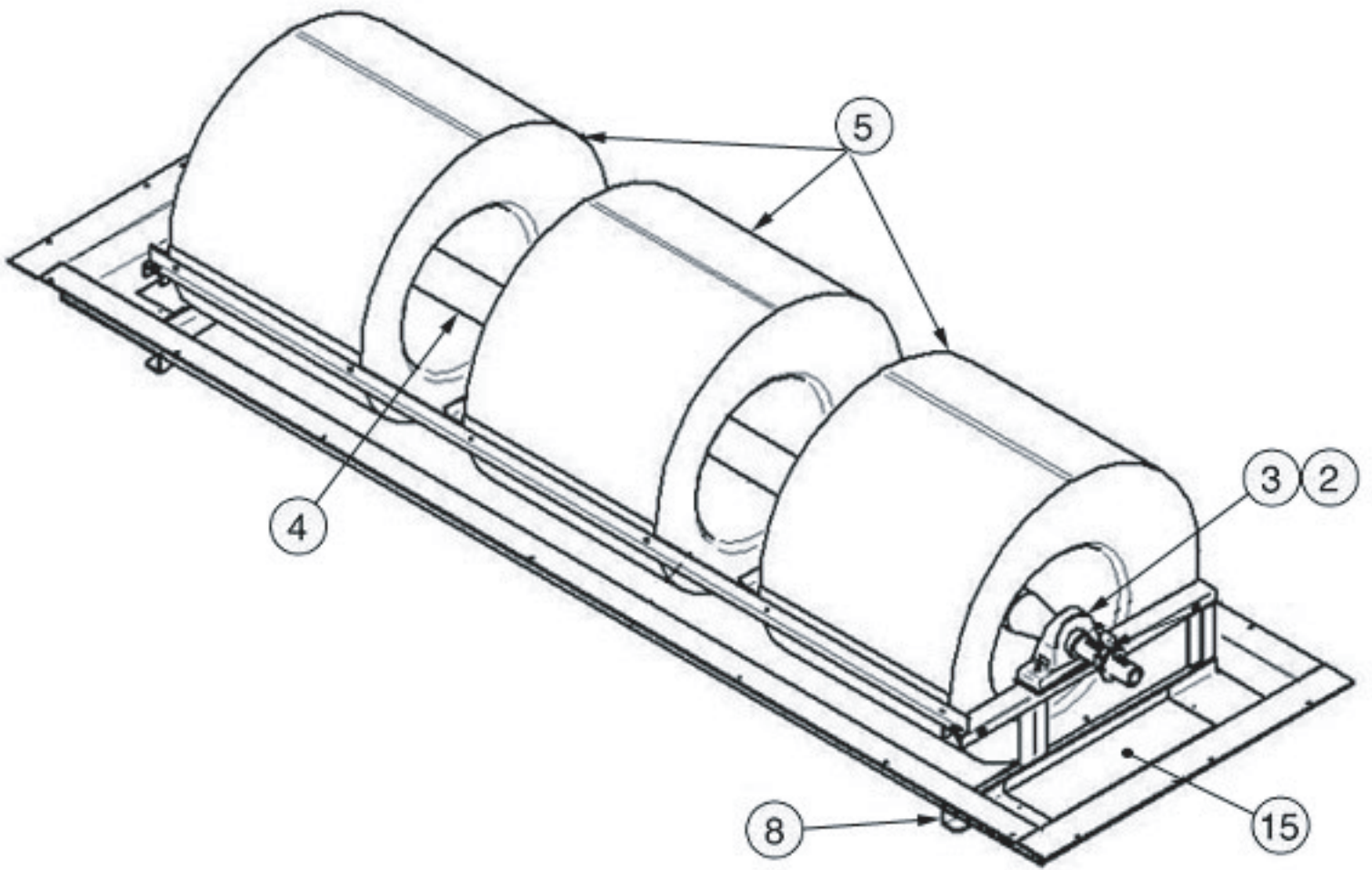
VE Deluxe

PULLEY 3B5V90 9.1/9.0 DD	160069P4	ALL					1	1	13-2	B
SHEAVE 2VP42X1-1/8	B-2250	208//575-3-60Hz	1	1	1	1	1		13-1	B
SHEAVE 2VP42X7/8	B-005B	ALL	1	1	1				13-1	B
SHEAVE 2VP60AX1-5/8	136147P8	208//575-3-60Hz				1	1	1	13-1	B
SHEAVE 2VP60X1-1/8	B-069B	ALL	1	1	1	1	1		13-1	B
SHEAVE 2VP60X13/8	B-069A	ALL	1	1	1	1	1	1	13-1	B
SHEAVE 2VP60X7/8	B-0690	ALL	1	1	1				13-1	B
SHEAVE 2VP65AX1-5/8	136147P7	ALL				1	1	1	13-1	B
SHEAVE 2VP75AX1-5/8	136147P3	ALL				1	1	1	13-1	B
SHEAVE 2VP75X 7/8"	1A34649P1	380/415-3-50Hz	1	1	1				13-1	B
SHEAVE 2VP75X1-1/8	B-0500	ALL	1	1	1	1	1		13-1	B
SHEAVE 2VP75X1-3/8	B-0870	ALL	1	1	1	1	1	1	13-1	B



2.30 Blower Assembly Section

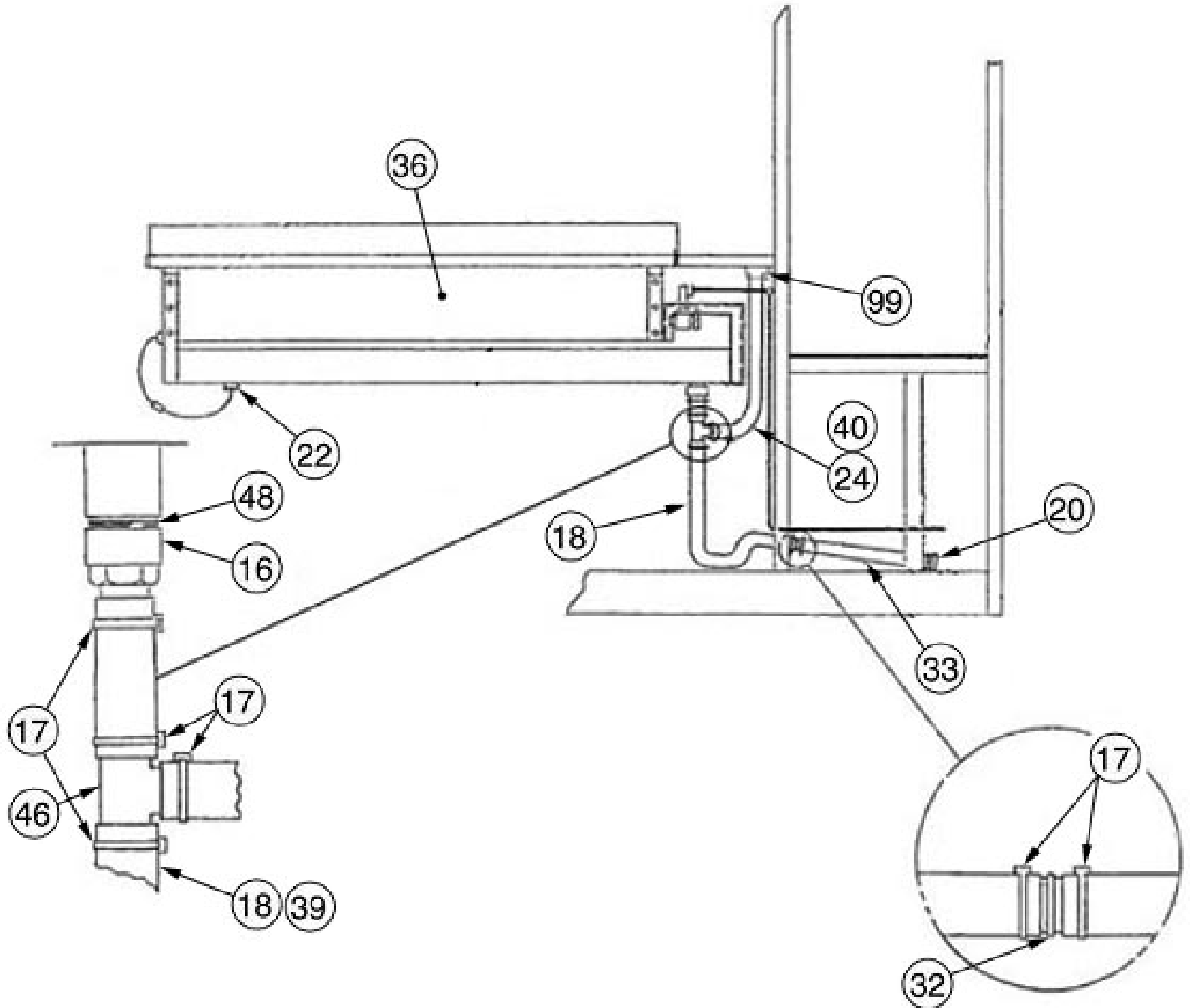
Part Description	Part #	Volts	110G		116G		111G		121G		114A		125A		Figure #	RSP
			72G	86W	115A	128W	130A	143W	192G	219W	240G	267W	245A	380A		
BEARING	B-0040	ALL	2	2	2										14-2	B
BEARING PILLOW BLK CI 1-3/16	B-064A	ALL	2	2	2		2								14-3	B
BEARING PILLOW BLOCK	B05-0200	ALL					2	2	2						14-3	C
BEARING PILLOW BLOCK 1-3/16	1A16949P1	ALL	2	2	2				2						14-3	B
BEARING ROLLER PB 1-7/16"	160067P1	ALL					2	2	2						14-2	B
BLOWER W/H A12-09AX1.19	1A30285P1	ALL	1												14-5	
BLOWER W/H A12-09AX3.00	160022P1	ALL					2								14-5	
BLOWER W/H A15-11AX1.19 KEY	160021P1	ALL	1	1	1										14-5	
BLOWER W/H A15-11AX3.00	1C25524P2	ALL					2	2	3						14-5	
BLOWER W/H A15-15AX1.00 1SS	1C11154P1	ALL	1	1	1										14-5	
BLOWER W/H A15-15AX1.19 KEY	1C29077P2	ALL	1	1	1										14-5	
BLOWER W/H A15-15AX2.25	B-1170	ALL					2	2							14-5	
BLOWER W/H A15-15AX3.00	B02-0210	ALL					2	2	3						14-5	
CHANNEL FRONT SUPPORT 30T	160062P1	ALL											1		14-8	
CHANNEL FRONT SUPPORT 30T	160173P1	ALL											1		14-8	
CHANNEL FRONT SUPPORT 30T	160175P1	ALL							1	1					14-8	
CHANNEL FRONT SUPPORT 30T	160177P1	ALL							1	1					14-8	
COVER BEARING ACCESS	160166P1	ALL	2	2	2		2	2	2						14-15	
SHAFT 24.75 X 1.19	130746P5	ALL	1	1	1										14-4	C
SHAFT BLOWER 30T AWG	125425P1	ALL	1	1	1		1	1	1						14-4	C
SHAFT FAN 1.0DIA X 24.12	1C11153P1	ALL	1	1	1										14-4	C
SHAFT FAN 1.19DIA X 26.5	1C30119P1	ALL	1	1	1										14-4	C
SHAFT TUBULAR FAN	160023P1	ALL					1	1							14-4	C
SHAFT TUBULAR FAN	B-1140	ALL					1	1							14-4	C
SHAFT TUBULAR FAN	B02-0200	ALL					1	1							14-4	C
SHAFT TUBULAR FAN 74.00X3.00	B05-0150	ALL						1	1						14-4	C
SUPPORT BEARING 5.20 SPCL	1C30386P7	ALL					2								14-3	
SUPPORT BEARING 5.43 SPCL	1C30386P8	ALL	2				2								14-3	
SUPPORT CENTER TUBE 4X18	1D10954P1	ALL						1	1						14-3	



3.10 Humidifier - Infrared Section

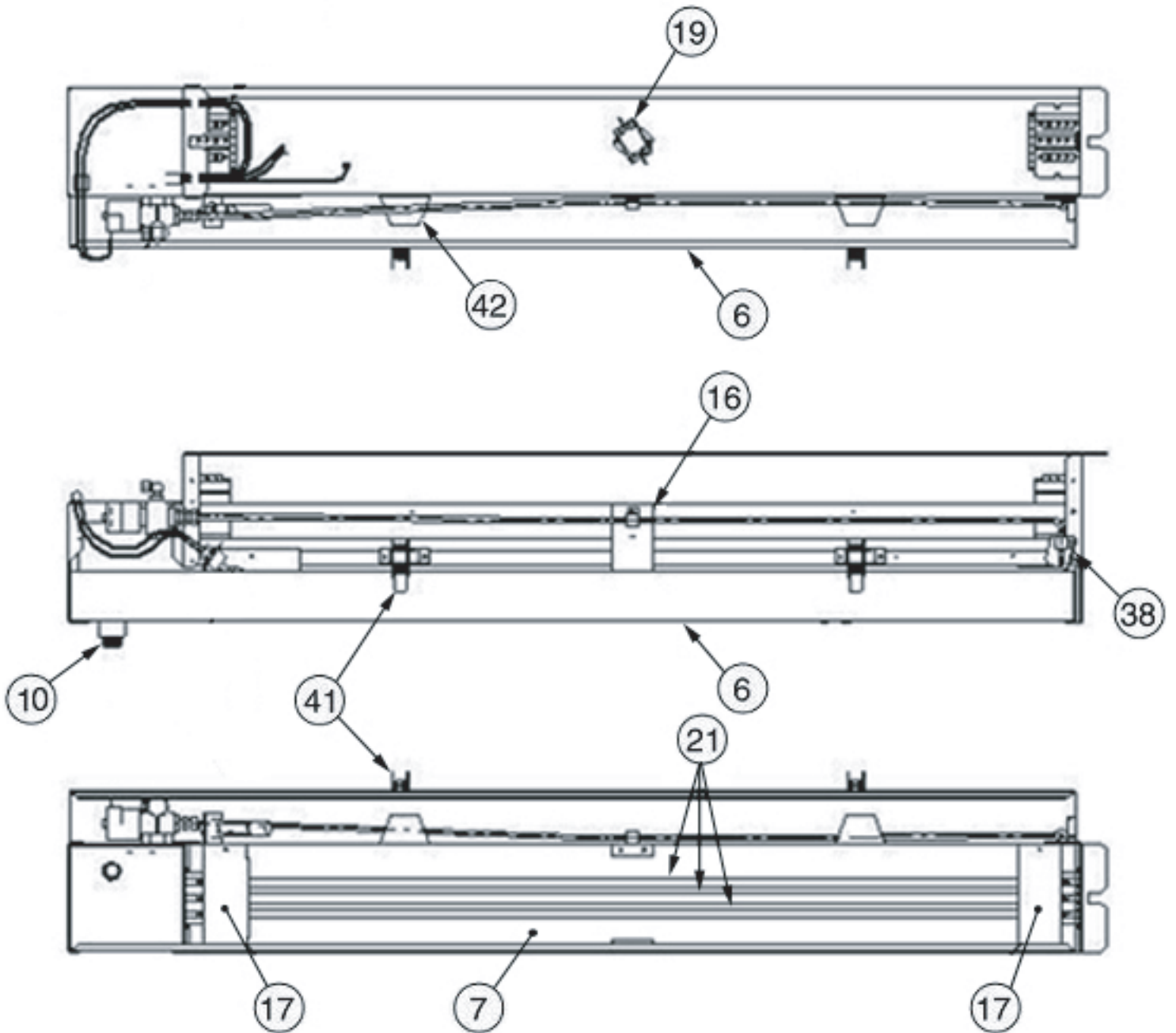
Part Description	Part #	Volts								Figure #	RSP																
			72G	75A	86W	110G	111G	114A	116G			121G	125A	127W	130A	138W	143W	192G	199A	219W	240G	245A	267W	306G	363G	380A	412W
ADAPTER NYLON 3/4FPTX3/4HOSE	P02-0260	ALL	1	1	1	1	1	1	1	1	1	1	1	1	1	1	1	1	1	1	1	1	1	1	1	15-20	
ADAPTER SWIVL3/4FPTX3/4HOSEBRB	P-5400	ALL	1	1	1	1	1	1	1	1	1	1	1	1	1	1	1	1	1	1	1	1	1	1	1	15-16	
CLAMP HOSE WORM DRIVE .31X1.25	124216P2	ALL	1	1	1	1	1	1	1	1	1	1	1	1	1	1	1	1	1	1	1	1	1	1	1	15-99	
CLAMP WIRE	P15-0150	ALL	10	10	10	10	10	10	10	10	10	10	10	10	10	10	10	10	10	10	10	10	10	10	10	15-17	
DUCT HUM	1C10997P1	380-3-50/60Hz	1																							15-36	
DUCT HUM LWR FR&BR V 6//22T	F30-0550	ALL	1	1	1	1	1	1	1	1	1	1	1	1	1	1	1	1	1	1	1	1	1	1	1	15-36	
ELL NYLON 90 3/4BARB X 3/4BARB	P15-0110	ALL	1	1	1	1	1	1	1	1	1	1	1	1	1	1	1	1	1	1	1	1	1	1	1	15-40	
ELL POLY90 3/4NPTX3/4MPSFEMALE	1A12800P1	ALL	1	1	1	1	1	1	1	1	1	1	1	1	1	1	1	1	1	1	1	1	1	1	1	15-39	
HOSE DRAIN .75 ID FORMED	P-5510	ALL	1	1	1	1	1	1	1	1	1	1	1	1	1	1	1	1	1	1	1	1	1	1	1	15-24	
HOSE DRAIN .75 ID STRAIGHT	P15-0170	ALL	4.2ft.	4.2ft.	4.3ft.	4.3ft.	4.3ft.	4.3ft.	4.3ft.	4.3ft.	4.3ft.	4.3ft.	4.3ft.	4.3ft.	4.3ft.	4.3ft.	4.3ft.	4.3ft.	4.3ft.	4.3ft.	4.3ft.	4.3ft.	4.3ft.	4.3ft.	4.3ft.	15-33	
HOSE DRAIN .75 ID TRAP	P-5500	ALL	1	1	1	1	1	1	1	1	1	1	1	1	1	1	1	1	1	1	1	1	1	1	1	15-18	
SENSOR SAFETY THOPN-RISE 225F	H-0450	ALL	1	1	1	1	1	1	1	1	1	1	1	1	1	1	1	1	1	1	1	1	1	1	1	15-22	B
TEE BARB 3/4X3/4X3/4	1A16207P1	ALL	1	1	1	1	1	1	1	1	1	1	1	1	1	1	1	1	1	1	1	1	1	1	1	15-46	
UNION NYLON 3/4BARBX3/4BARB	P15-0140	ALL	1	1	1	1	1	1	1	1	1	1	1	1	1	1	1	1	1	1	1	1	1	1	1	15-32	
VALVE SOL/STRNR/FLO-REG .5 GPM	P-5590	ALL	1	1	1	1	1	1	1	1	1	1	1	1	1	1	1	1	1	1	1	1	1	1	1	24-2	B
WASHER DRAIN.88IDX1.38ODX.19	175025P1	ALL	1	1	1	1	1	1	1	1	1	1	1	1	1	1	1	1	1	1	1	1	1	1	1	15-48	

Part Description	Part #	Volts								Figure #	RSP																	
			72G	75A	86W	110G	111G	114A	116G			121G	125A	127W	130A	138W	143W	192G	199A	219W	240G	245A	267W	306G	363G	380A	412W	
ADAPTER NYLON 3/4FPTX3/4HOSE	P02-0260	ALL	1	1	1	1	1	1	1	1	1	1	1	1	1	1	1	1	1	1	1	1	1	1	1	15-20		
ADAPTER SWIVL3/4FPTX3/4HOSEBRB	P-5400	ALL	1	1	1	1	1	1	1	1	1	1	1	1	1	1	1	1	1	1	1	1	1	1	1	15-16		
CLAMP HOSE WORM DRIVE .31X1.25	124216P2	ALL	1	1	1	1	1	1	1	1	1	1	1	1	1	1	1	1	1	1	1	1	1	1	1	15-99		
CLAMP WIRE	P15-0150	ALL	10	10	10	10	10	10	10	10	10	10	10	10	10	10	10	10	10	10	10	10	10	10	10	10	15-17	
DUCT HUM LWR REAR RTN V 15/20T	F30-0520	ALL	1	1	1	1	1	1	1	1	1	1	1	1	1	1	1	1	1	1	1	1	1	1	1	15-36		
DUCT HUM LWR REAR RTN VERT	F30-1340	380/415-3-50/60Hz	1																							15-36		
HOSE DRAIN .75 ID STRAIGHT	P15-0170	ALL	4.2ft.	4.2ft.	4.3ft.	4.3ft.	4.3ft.	4.3ft.	4.3ft.	4.3ft.	4.3ft.	4.3ft.	4.3ft.	4.3ft.	4.3ft.	4.3ft.	4.3ft.	4.3ft.	4.3ft.	4.3ft.	4.3ft.	4.3ft.	4.3ft.	4.3ft.	4.3ft.	15-33		
HOSE DRAIN .75 ID TRAP	P-5500	ALL	1	1	1	1	1	1	1	1	1	1	1	1	1	1	1	1	1	1	1	1	1	1	1	15-18		
SENSOR SAFETY THOPN-RISE 225F	H-0450	ALL	1	1	1	1	1	1	1	1	1	1	1	1	1	1	1	1	1	1	1	1	1	1	1	15-22	B	
UNION NYLON 3/4BARBX3/4BARB	P15-0140	ALL	1	1	1	1	1	1	1	1	1	1	1	1	1	1	1	1	1	1	1	1	1	1	1	15-32		
VALVE SOL/STRNR/FLO-REG .5 GPM	P-5590	ALL	1	1	1	1	1	1	1	1	1	1	1	1	1	1	1	1	1	1	1	1	1	1	1	24-2	B	



3.20 Infrared Bulb Assemblies Section

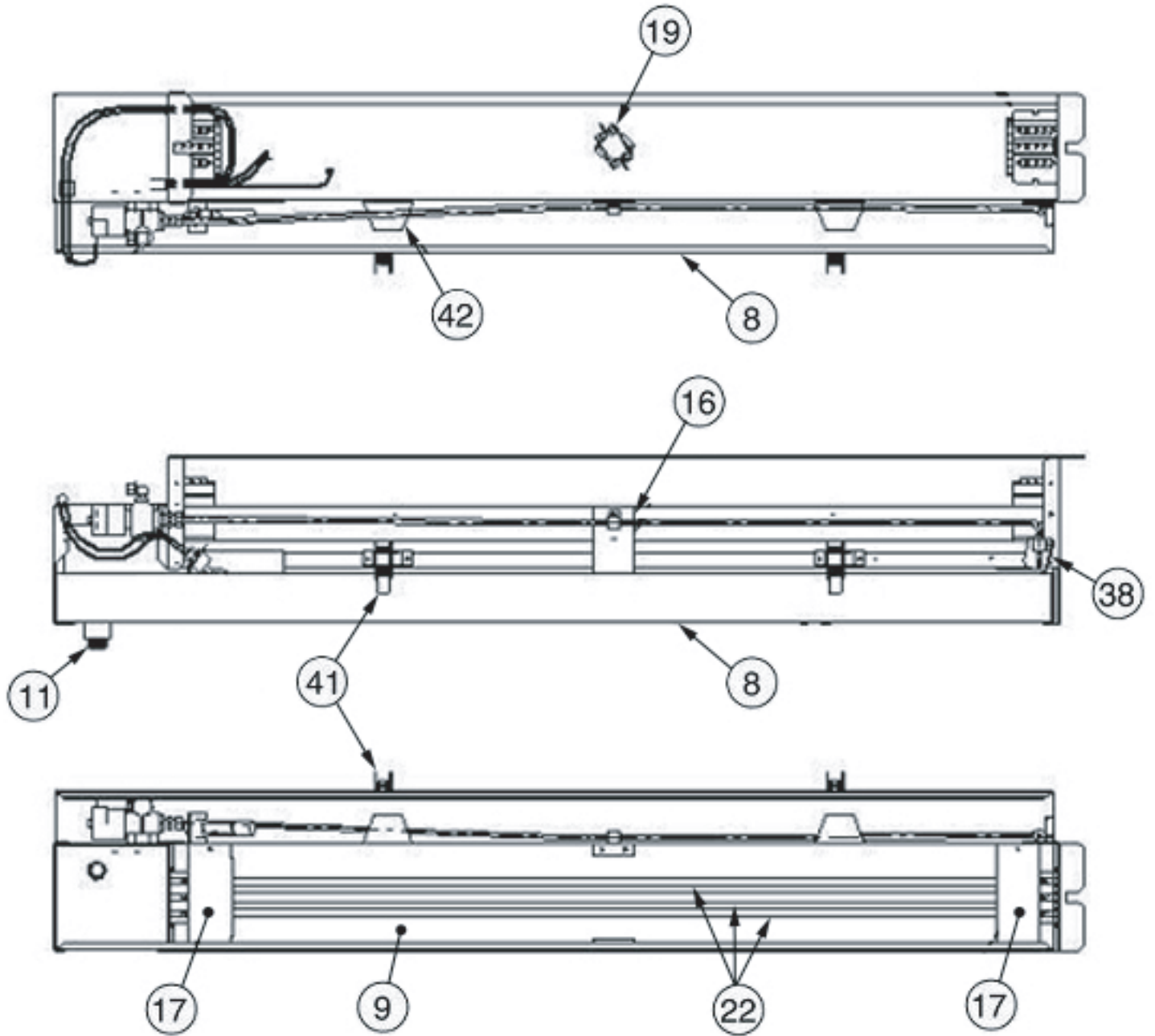
Part Description	Part #	Volts								Figure #	RSP															
			72G	75A	86W	110G	111G	114A	115A			127W	128W	130A	138W	143W	192G	199A	219W	240G	245A	267W	303G	363G	380A	412W
BRKT HUMIDIFIER LATCH	160125P1	575-3-60Hz	2			2			2																16-42	
BUSBAR HUMIDIFIER HI-VOLT	H-0370	380/460-3-50/60Hz	4			4			4																	
COVER END BLOCK	F-6090	575-3-60Hz	2			2			2																16-17	
LAMP I/R LINEAR/QRTZ 3800W600V	H-0030	575-3-60Hz	2			2			2																16-21	A
LATCH HUMIDIFIER PAN	136743P1	575-3-60Hz	2			2			2																16-41	
PAN WELDMENT HUMIDIFIER (LONG)	160158G1	ALL	1			1			1							1									16-6	B
PLATE SYS3 HUMID	1C18337P1	575-3-60Hz	1			1			1																16-38	
REFLECTOR 575 V DOUBLE	F-602C	575-3-60Hz	1			1			1																16-7	
SAFETY SWT THERM 120F TR	R13-0090	575-3-60Hz	1			1			1																16-19	B
SOCKET BUSBAR PORCELAIN	H-014A	ALL	2			2			2							2										
STANDPIPE ASSY W/NUT	1C18003G2	575-3-60Hz	1			1			1																16-10	B
SUPPORT REFLECTOR	F-6100	575-3-60Hz	2			2			2																16-16	



3 BULB INFRARED HUMIDIFIER

110G 116G
 111G 121G
 114A 125A
 72G 115A 130A 192G 240G 363G
 75A 127W 138W 199A 245A 380A
 86W 128W 143W 219W 267W 412W

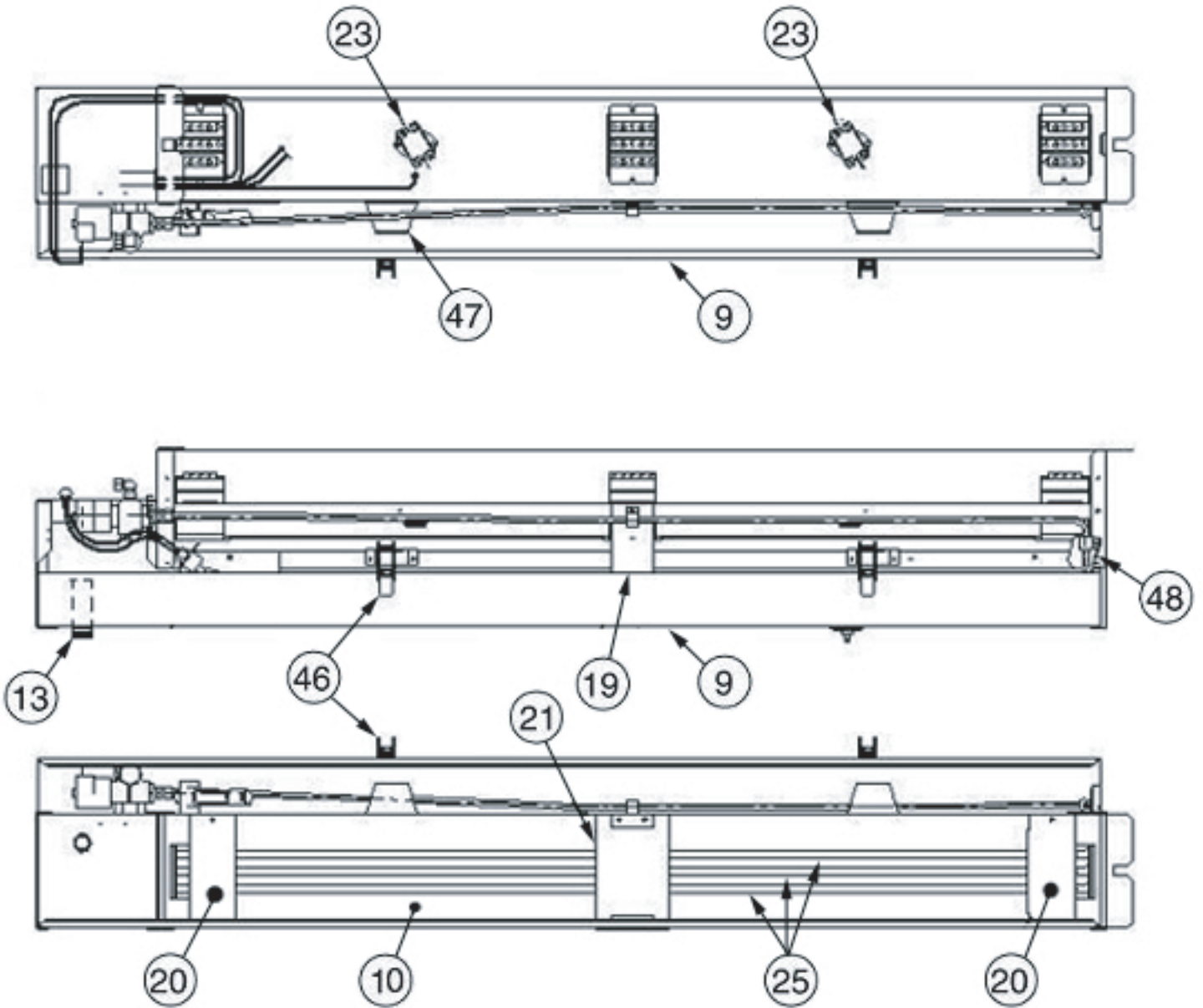
Part Description	Part #	Volts	86W	128W	143W	219W	267W	412W	Figure #	RSP
BRKT HUMIDIFIER LATCH	160125P1	380//575-3-50/60Hz	1	2	2	2	2	2	17-42	
BUSBAR HUMIDIFIER HI-VOLT	H-0360	380/460-3-50/60Hz	3	3	3	3	3	3		
BUSBAR HUMIDIFIER HI-VOLT	H-0370	ALL	3	3	3	3	3	3		
COVER END BLOCK	F-6090	380//575-3-50/60Hz	2	2	2	2	2	2	17-17	
LAMP I/R LINEAR/QRTZ 1600W240V	H-0020	380/415-3-50/60Hz	3						17-22	A
LAMP I/R LINEAR/QRTZ 3200W240V	151187P1	380/415-3-50/60Hz		3	3	3	3	3	17-22	A
LAMP I/R LINEAR/QRTZ 3200W277V	151187P2	460-3-60Hz					3	3	17-22	A
LAMP I/R LINEAR/QRTZ 3800W600V	H-0030	575-3-60Hz					3	3	17-22	A
LATCH HUMIDIFIER PAN	136743P1	380//575-3-50/60Hz	1	2	2	2	2	2	17-41	
PAN WELDMENT HUMIDIFIER SHORT	160158G2	380-3-50/60Hz	1						17-8	B
PAN WELDMENT HUMIDIFIER (LONG)	160158G1	ALL	1	1	1	1	1	1	17-8	B
PLATE SYS3 HUMID	1C18337P1	380//575-3-50/60Hz	1	1	1	1	1	1	17-38	
REFLECTOR 575 V DOUBLE	F-602C	380//575-3-50/60Hz		1	1	1	1	1	17-9	
REFLECTOR SINGLE	F-600C	380/415-3-50/60Hz	1						17-9	
SAFETY SWT THERM 120F TR	R13-0090	380//575-3-50/60Hz	1	1	1	1	1	1	17-19	B
SOCKET BUSBAR PORCELAIN	H-014A	ALL	2	2	2	2	2	2		
STANDPIPE ASSY W/NUT	1C18003G2	380//575-3-50/60Hz	1	1	1	1	1	1	17-11	B
STANDPIPE ASSY W/O NUT	1C18003G3	380/415-3-50/60Hz	1						17-11	B
SUPPORT REFLECTOR	F-6100	380//575-3-50/60Hz		2	2	2	2	2	17-16	



4 BULB INFRARED HUMIDIFIER

110G 116G
 111G 121G
 114A 125A
 72G 115A 130A 192G 240G 363G
 75A 127W 138W 199A 245A 380A
 86W 128W 143W 219W 267W 412W

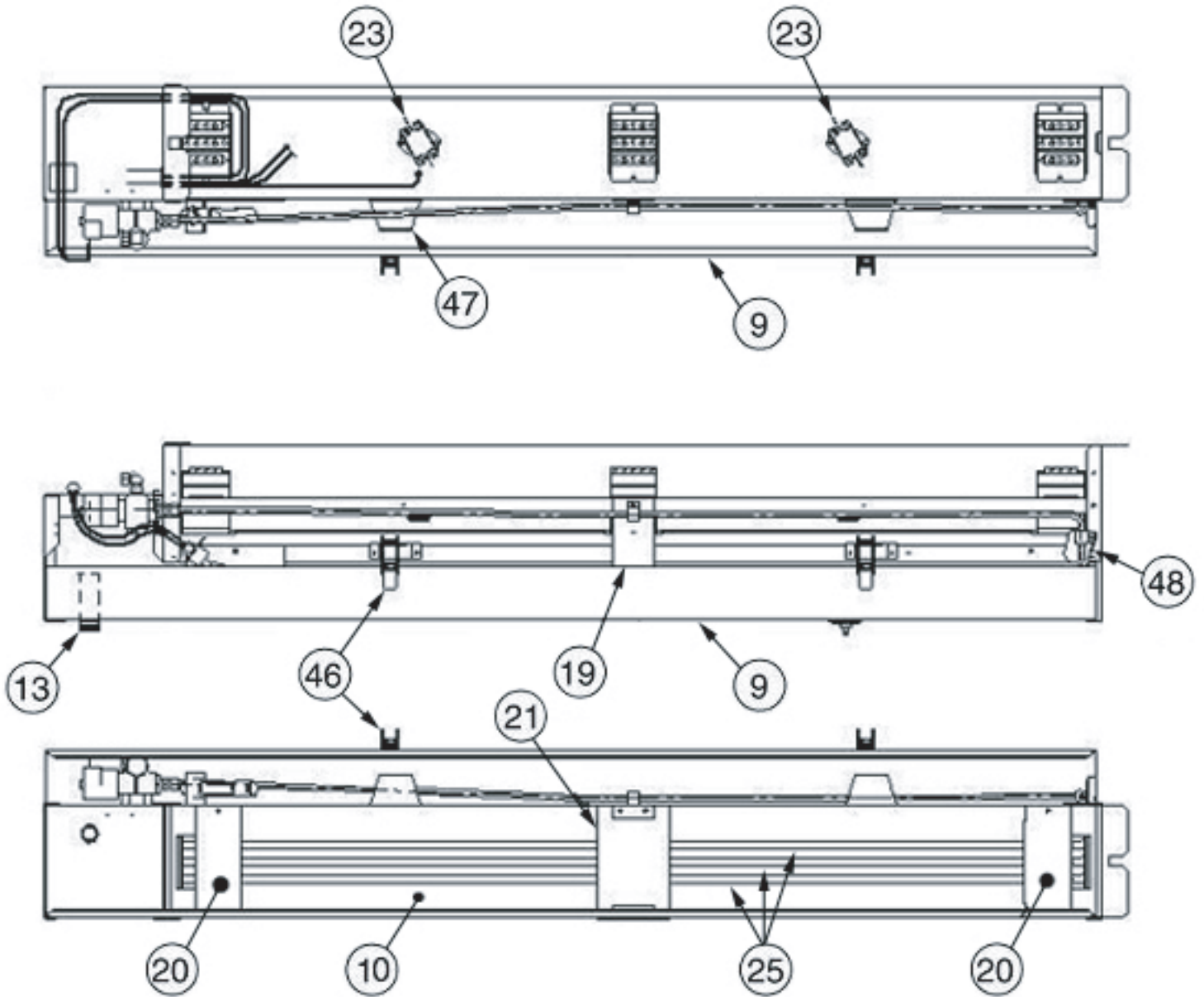
Part Description	Part #	Volts	86W	128W	143W	219W	267W	412W	Figure #	RSP
BRKT HUMIDIFIER LATCH	160125P1	208/230/460-3-60Hz	2	2	2	2			18-47	
BUSBAR HUMIDIFIER HI-VOLT	H-0360	208/230/460-3-60Hz	4	4	4	4				
BUSBAR HUMIDIFIER HI-VOLT	H-0370	208/230/575-3-60Hz	2	2	2	2				
COVER BLOCK MIDDLE	F-601D	208/230/460-3-60Hz	1	1	1	1			18-21	
COVER END BLOCK	F-6090	208/230/460-3-50/60H	2	2	2	2			18-20	
LAMP I/R LINEAR/QRTZ 1600W208V	H-002A	208/3-60Hz	4	4	4	4			18-25	A
LAMP I/R LINEAR/QRTZ 1600W240V	H-0020	230/460-3-60Hz	4	4	4	4			18-25	A
LATCH HUMIDIFIER PAN	136743P1	208/230/460-3-60Hz	2	2	2	2			18-46	
PAN WELDMENT HUMIDIFIER (LONG)	160158G1	ALL	1	1	1	1	1	1	18-9	B
PLATE SYS3 HUMID	1C18337P1	208/230/460-3-50/60H	1	1	1	1			18-48	
PWRBLK HUMFR 2PL 600V (UL)SPCL	H-0460	460-3-60Hz	2	2	2	2				
REFLECTOR DOUBLE	F-601C	208/230/460-3-60Hz	1	1	1	1			18-10	
SAFETY SWT THERM 120F TR	R13-0090	208/230/460-3-60Hz	2	2	2	2			18-23	B
SOCKET BUSBAR PORCELAIN	H-014A	ALL	3	3	3	3	3	3		
STANDPIPE ASSY W/NUT	1C18003G2	208/230/460-3-60Hz	1	1	1	1			18-13	B
STANDPIPE ASSY W/O NUT	1C18003G3	208/230/460-3-50/60H	1	1	1	1			18-13	B
SUPPORT REFLECTOR	F-6100	208/230/460-3-50/60H	2	2	2	2			18-19	



6 BULB INFRARED HUMIDIFIER

110G 116G
 111G 121G
 114A 125A
 72G 115A 130A 192G 240G 363G
 75A 127W 138W 199A 245A 380A
 86W 128W 143W 219W 267W 412W

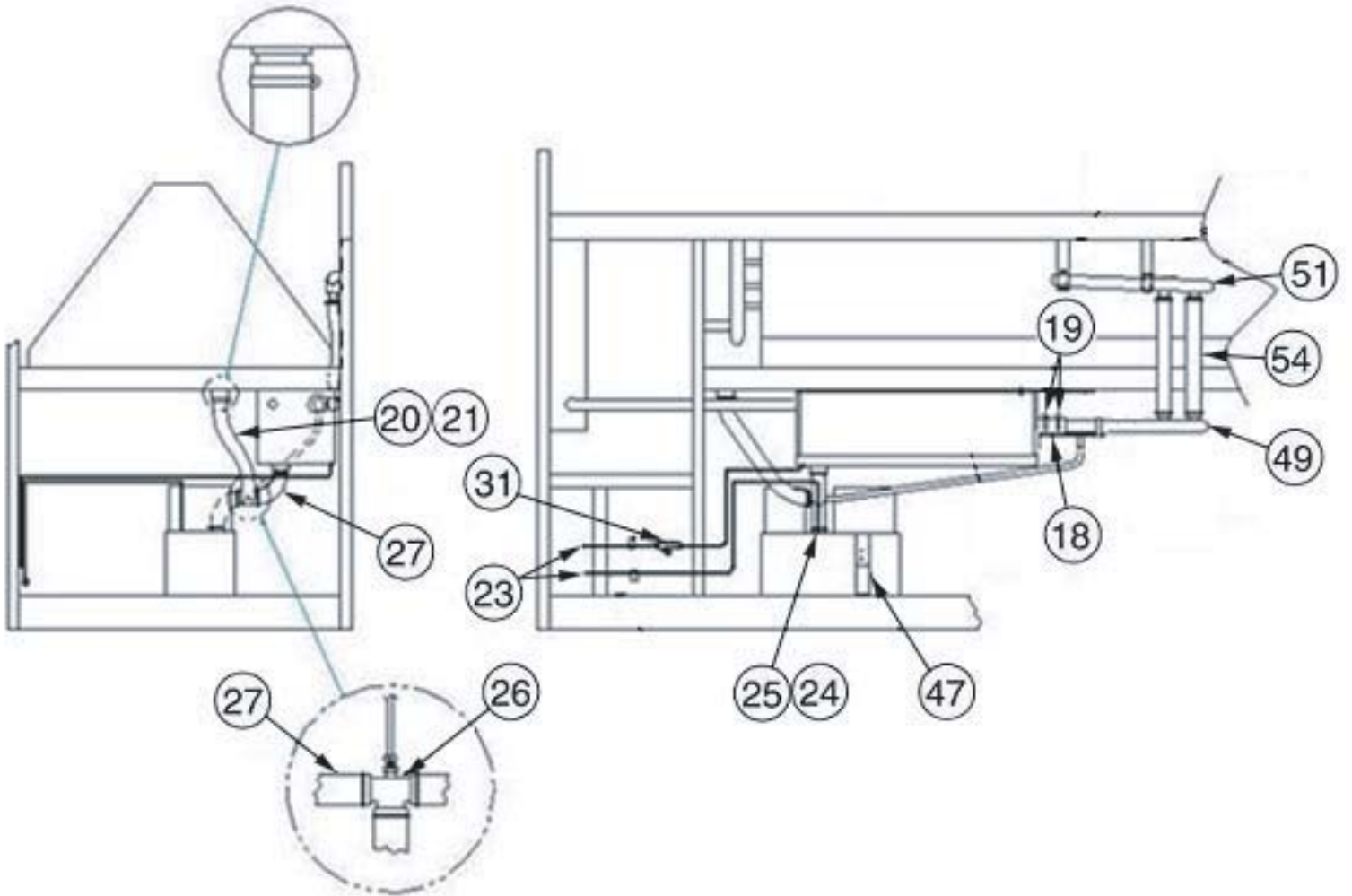
Part Description	Part #	Volts	86W	128W	143W	219W	267W	412W	Figure #	RSP
BRKT HUMIDIFIER LATCH	160125P1	208/230-3-60Hz					2	2	19-47	
BUSBAR HUMIDIFIER HI-VOLT	H-0370	ALL					8	8		
COVER BLOCK MIDDLE	F-601D	208/230-3-60Hz					1	1	19-21	
COVER END BLOCK	F-6090	208/230-3-60Hz					2	2	19-20	
LAMP I/R LINEAR/QRTZ 1600W208V	H-002A	208-3-60Hz					6	6	19-25	A
LAMP I/R LINEAR/QRTZ 1600W240V	H-0020	230-3-60Hz					6	6	19-25	A
LATCH HUMIDIFIER PAN	136743P1	208/230-3-60Hz					2	2	19-46	
PAN WELDMENT HUMIDIFIER (LONG)	160158G1	ALL	1	1	1	1	1	1	19-9	B
PLATE SYS3 HUMID	1C18337P1	208/230-3-60Hz					1	1	19-48	
PWRBLK HUMFR 2PL 600V (UL)SPCL	H-0460	208/230-3-60Hz					1	1		
REFLECTOR DOUBLE	F-601C	208/230-3-60Hz					1	1	19-10	
SAFETY SWT THERM 120F TR	R13-0090	208/230-3-60Hz					2	2	19-23	B
SOCKET BUSBAR PORCELAIN	H-014A	ALL	3	3	3	3	3	3		
STANDPIPE ASSY W/NUT	1C18003G2	208/230-3-60Hz					1	1	19-13	B
STANDPIPE ASSY W/O NUT	1C18003G3	208/230-3-60Hz					1	1	19-13	B
SUPPORT REFLECTOR	F-6100	208/230-3-60Hz					2	2	19-19	



3.30 Humidifier - Steam Generator Section

Part Description	Part #	Volts	STEAM GENERATOR HUMIDIFIER-FRONT RETURN							Figure #	RSP
			72G 75A 86W	115A 127W 128W	130A 138W 143W	192G 199A 219W	240G 245A 267W	363G 380A 412W			
ADAPTER NYLON 3/4FPTX3/4HOSE	P02-0260	ALL	1	1	1	1	1	1	20-23		
BRKT COND PUMP ADJ-PART B	F20-2300	ALL	4	4	4	4	4	4	20-47		
CLAMP HOSE WORM DRIVE .31X1.25	124216P2	ALL	1	1	1	1	1	1	23-99		
CLAMP HOSE WORM DRIVE .75-1.75	P02-0020	ALL	2	2	2	2	2	2	20-19		
CLAMP NON-INSULATED 1-1/8 DIA	130916P2	ALL	1	1	1	1	1	1	20-49		
CLAMP WIRE	P15-0150	ALL	16	16	16	16	16	16	20-24		
FTG CROSS 3/8HOSE X 3/8TUB STR	121965P1	ALL	1	1	1	1	1	1	20-26		
HOSE DRAIN .75 ID FORMED	P-5510	ALL	1	1	1	1	1	1	20-27		
HOSE DRAIN .75 ID STRAIGHT	P15-0170	ALL	4.5ft.	4.5ft.	4.5ft.	7ft.	7ft.	7ft.	20-20		
HOSE DRAIN .75 ID TRAP	P-5500	ALL	1	1	1	1	1	1	20-21		
HOSE STEAM 1.25ID 10PSI	1A21071P1	ALL	1	1	1	1	1	1	20-18		
HUMDFR MANIFOLD STEAM SYS3 V	123560G1	ALL				1	1	1	20-51		
HUMDFR MANIFOLD STEAM SYS3 V	123560G2	ALL	1	1	1				20-51		
MANIFOLD STM GEM DX VFR DUAL	177481G1	ALL				1	1	1	20-49		
MANIFOLD STM GEM DX VFR SINGLE	177481G2	ALL	1	1	1				20-49		
PUMP CONDENSATE 208/230/1/60DF	1A19271P1	208/230/575-3-60Hz	1	1	1	1	1	1	23-2	C	
PUMP CONDENSATE 460 W/WIRE	1C19034P1	380//460-3-50/60Hz	1	1	1	1	1	1	23-2	C	
PUMP CONDENSATE 460/1/60DF	1A19271P2	380//460-3-50/60Hz	1	1	1	1	1	1	23-2	C	
PUMP CONDENSATE W/O AUX W/WIRE	X-015A	208/230/575-3-60Hz	1	1	1	1	1	1	23-2	C	
SGH STM SUPPLY HOSE 7/8" ID	1A11359P1	ALL	3	3	3	6	6	6	20-54		
STRAINER"Y" BRASS 1/4FPT	H-0390	ALL	1	1	1	1	1	1	20-31		
UNION NYLON 3/4BARBX3/4BARB	P15-0140	ALL	2	2	2	2	2	2	15-32		

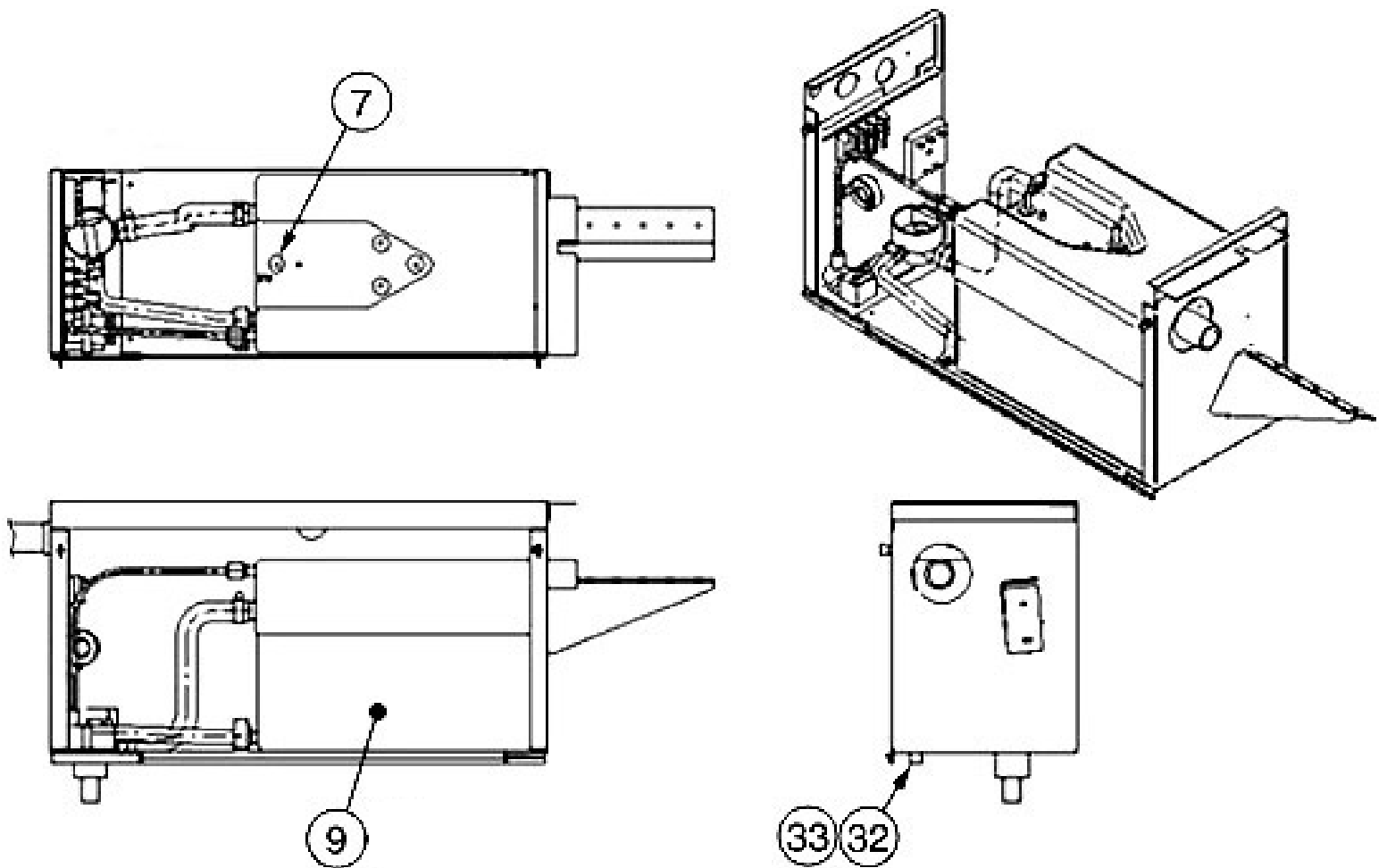
Part Description	Part #	Volts	STEAM GENERATOR HUMIDIFIER-BOTTOM/REAR RETURN							Figure #	RSP
			72G	75A	77A	78W	79W	80W	81W		
ADAPTER NYLON 3/4FPTX3/4HOSE	P02-0260	ALL	1	1	1	1	1	1	1	20-23	
BRKT COND PUMP ADJ-PART B	F20-2300	ALL	4	4	4	4	4	4	4	20-47	
CLAMP HOSE WORM DRIVE .31X1.25	124216P2	ALL	1	1	1	1	1	1	1	23-99	
CLAMP HOSE WORM DRIVE .75-1.75	P02-0020	ALL	2	2	2	2	2	2	2	20-19	
CLAMP NON-INSULATED 1-1/8 DIA	130916P2	ALL	1	1	1	1	1	1	1	20-49	
CLAMP NON-INSULATED 7/8 DIA	130916P1	ALL	1	1	1	1	1	1	1	20-49	
CLAMP WIRE	P15-0150	ALL	9	9	9	9	9	9	9	20-24	
FTG CROSS 3/8HOSE X 3/8TUB STR	121965P1	ALL	1	1	1	1	1	1	1	20-26	
HOSE DRAIN .75 ID FORMED	P-5510	ALL	2	2	2	2	2	2	2	20-27	
HOSE DRAIN .75 ID STRAIGHT	P15-0170	ALL	4.5ft.	4.5ft.	4.5ft.	7ft.	7ft.	7ft.	7ft.	20-20	
HOSE DRAIN .75 ID TRAP	P-5500	ALL	1	1	1	1	1	1	1	20-21	
HOSE STEAM 1.25ID 10PSI	1A21071P1	ALL	1	1	1	1	1	1	1	20-18	
HUMDFR MANIFOLD STEAM SYS3 V	123560G1	ALL				1	1	1	1	20-51	
HUMDFR MANIFOLD STEAM SYS3 V	123560G2	ALL	1	1	1					20-51	
HUMDFR MANIFOLD STEAM SYS3 VRR	123562G1	ALL				1	1	1	1	20-51	
HUMDFR MANIFOLD STEAM SYS3 VRR	123564G1	ALL	1	1	1					20-51	
SGH STM SUPPLY HOSE 7/8" ID	1A11359P1	ALL	3	3	3	6	6	6	6	20-54	
STRAINER"Y" BRASS 1/4FPT	H-0390	ALL	1	1	1	1	1	1	1	20-31	

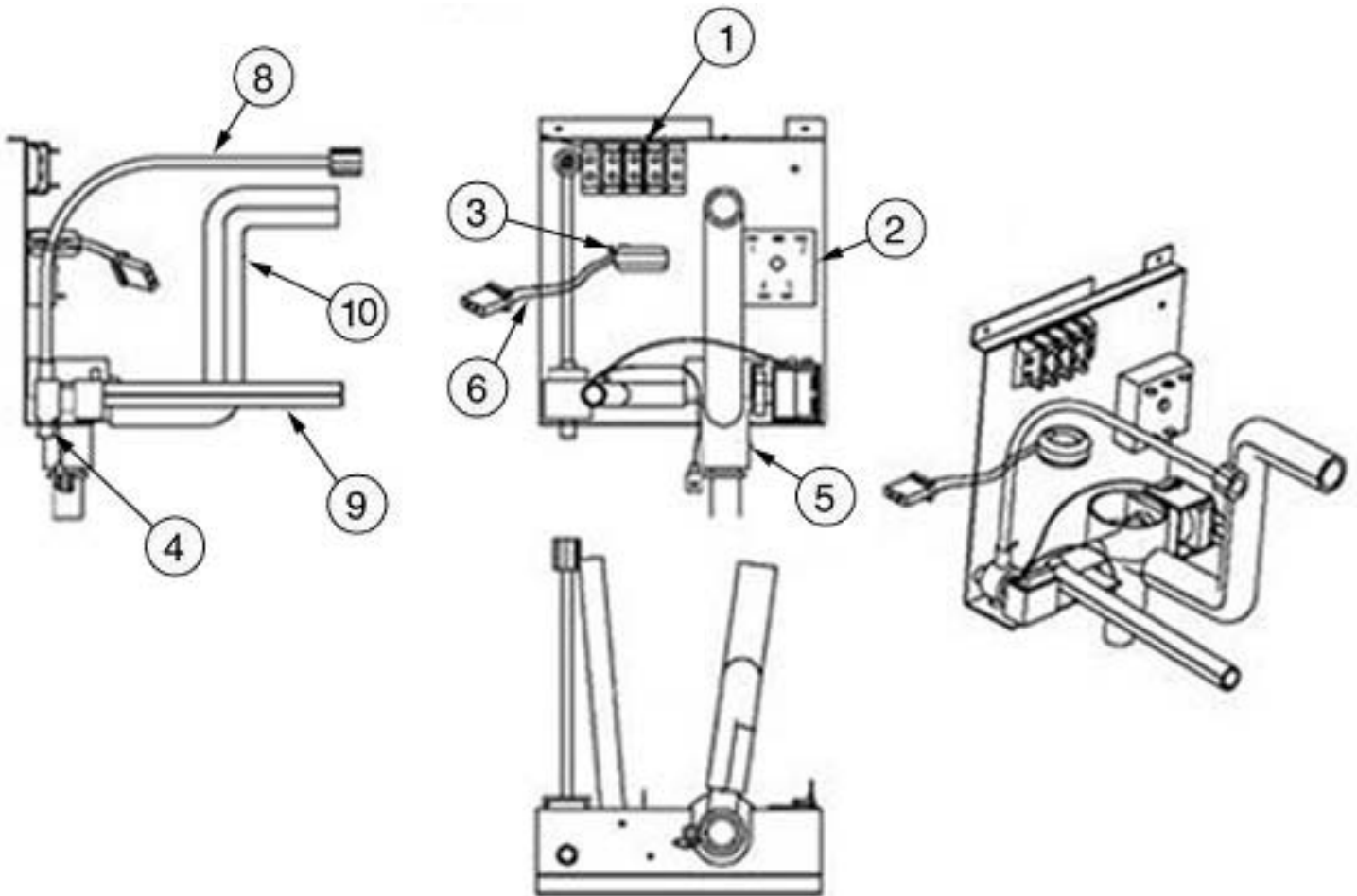


HUMIDIFIER VALVE PLATE ASSEMBLY

110G 116G
111G 121G
114A 125A
72G 115A 130A 192G 240G 363G
75A 127W 138W 199A 245A 380A
86W 128W 143W 219W 267W 412W

Part Description	Part #	Volts	86W	128W	143W	219W	267W	412W	Figure #	RSP
BOOT RUBBER SG HUM TERM COVER	128759P1	ALL	4	4	4	4	4	4	21-7	B
CYLINDER SG HUM FULL INTFC	136956P1	ALL	1	1	1	1	1	1	22-2	B
HOSE DRAIN SGH	153044P1	ALL	1	1	1	1	1	1	22-9	
HOSE FILL SGH	151802P1	ALL	1	1	1	1	1	1	22-8	
HOSE OVERFLOW SGH	153043P1	ALL	1	1	1	1	1	1	22-10	
KIT HUMID TANK 380//480 W/HOSE	153315P1	208/230-3-50/60Hz	1	1	1	1	1	1	21-9	A
KIT HUMID TANK 380//480 W/HOSE	153315P2	380//575-3-50/60Hz	1	1	1	1	1	1	21-9	A
NUT COMPRESSION BRASS 1/4"	P-057B	ALL	1	1	1	1	1	1	21-33	
PLATE VALVE HARNESS SG HUM	128758P1	ALL	1	1	1	1	1	1	22-6	B
PWRBLK 3P W/TABS SG HUM	128750P1	ALL	1	1	1	1	1	1	22-1	
SLEEVE COMPRESSION BRASS 1/4"	P-057A	ALL	1	1	1	1	1	1	21-32	
VALVE DRAIN SG HUM W/FTG & HL	128754P1	ALL	1	1	1	1	1	1	22-5	B
VALVE FILL SG HUM W/FTG & SCR	128753P1	ALL	1	1	1	1	1	1	22-4	B
XFMR TORR010 W/MNL SG HUM	128752P1	ALL	1	1	1	1	1	1	22-3	B





3.40 No Humidifier Drain Section

110G 116G
111G 121G
114A 125A

NO CONDENSATE PUMP

Part Description	Part #	Volts	72G	115A	130A	192G	240G	363G	Figure #	RSP
			75A	127W	138W	199A	245A	380A		
			86W	128W	143W	219W	267W	412W		
ADAPTER NYLON 3/4FPTX3/4HOSE	P02-0260	ALL	1	1	1	1	1	1	23-8	
CLAMP HOSE WORM DRIVE .31X1.25	124216P2	ALL	1	1	1	1	1	1	23-99	
CLAMP WIRE	P15-0150	ALL	5	5	5	5	5	5	23-10	

A QTY OF 5 IS USED ON UNITS WITHOUT CONDENSATE PUMPS AND A QTY OF 7 IS USED ON UNITS WITH CONDENSATE PUMPS.

HOSE DRAIN .75 ID FORMED	1C11305P1	ALL	1ft.	1ft.	1ft.	1ft.	1ft.	1ft.	23-4	
HOSE DRAIN .75 ID STRAIGHT	P15-0170	ALL	1ft.	1ft.	1ft.	1ft.	1ft.	1ft.	23-5	
HOSE DRAIN .75 ID TRAP	P-5500	ALL	1ft.	1ft.	1ft.	1ft.	1ft.	1ft.	23-6	
UNION NYLON 3/4BARBX3/4BARB	P15-0140	ALL	2	2	2	2	2	2	23-9	

A QTY OF 2 IS USED ON UNITS WITHOUT CONDENSATE PUMPS AND A QTY OF 3 IS USED ON UNITS WITH CONDENSATE PUMPS.

110G 116G
111G 121G
114A 125A

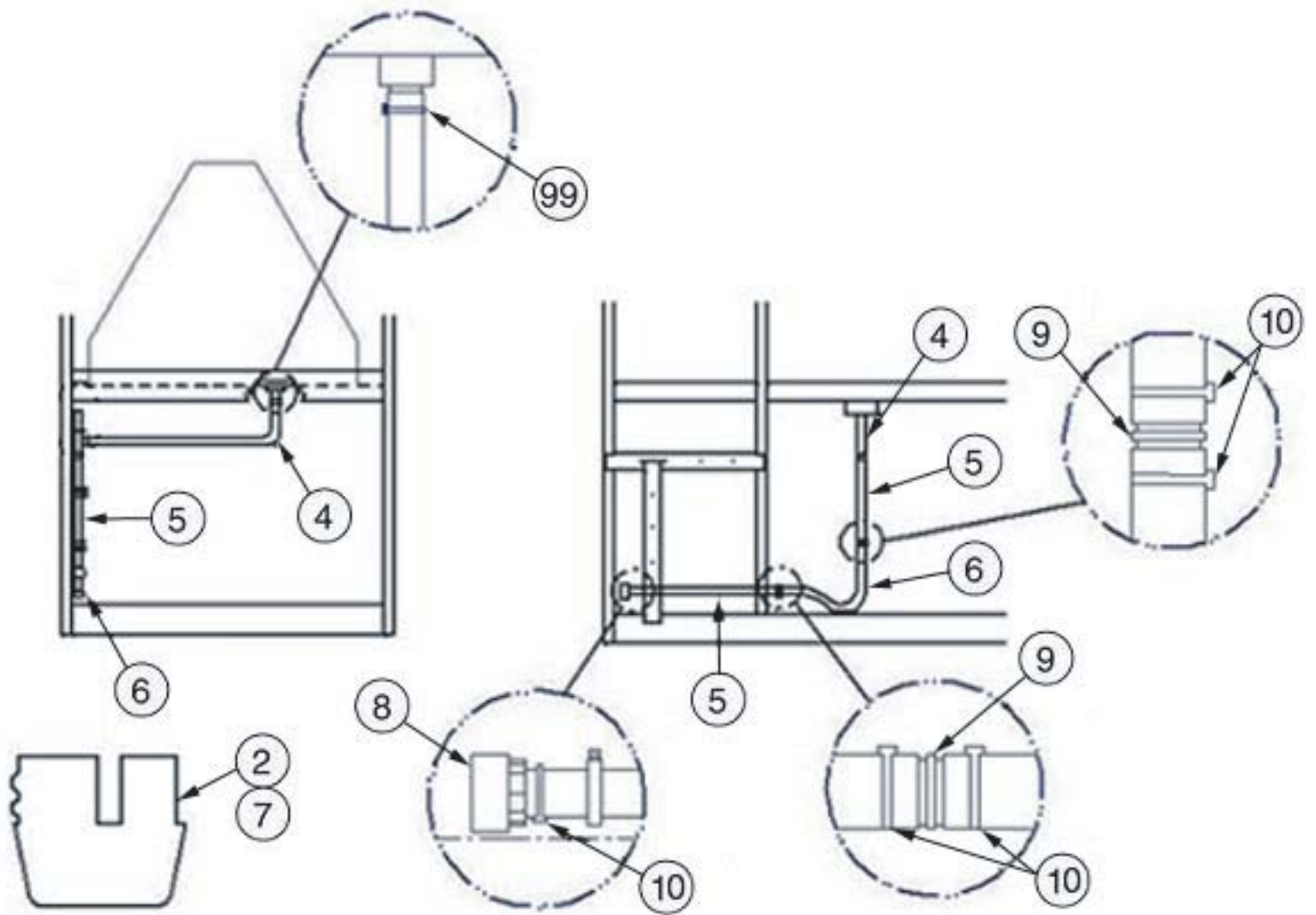
CONDENSATE PUMP

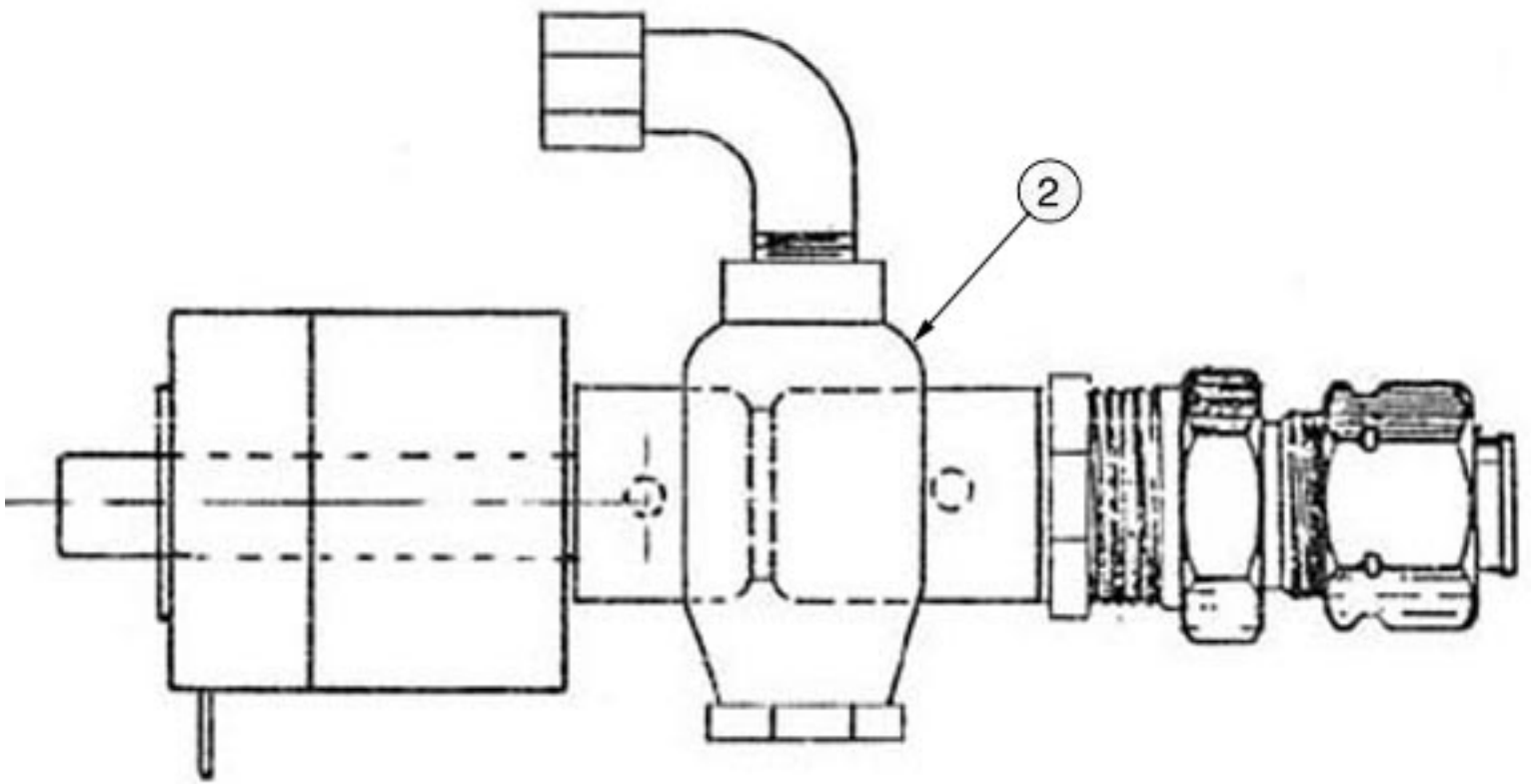
Part Description	Part #	Volts	72G	115A	130A	192G	240G	363G	Figure #	RSP
			75A	127W	138W	199A	245A	380A		
			86W	128W	143W	219W	267W	412W		
BRKT COND PUMP ADJ-PART B	F20-2300	ALL	4	4	4	4	4	4	23-7	
CLAMP HOSE WORM DRIVE .31X1.25	124216P2	ALL	1	1	1	1	1	1	23-99	
CLAMP WIRE	P15-0150	ALL	7	7	7	7	7	7	23-10	

A QTY OF 5 IS USED ON UNITS WITHOUT CONDENSATE PUMPS AND A QTY OF 7 IS USED ON UNITS WITH CONDENSATE PUMPS.

HOSE DRAIN .75 ID STRAIGHT	P15-0170	ALL	1ft.	1ft.	1ft.	1ft.	1ft.	1ft.	23-5	
PUMP CONDENSATE 208/230/1/60DF	1A19271P1	208/230/575-3-60Hz	1	1	1	1	1	1	23-2	C
PUMP CONDENSATE 460 W/WIRE	1C19034P1	380//460-3-50/60Hz	1	1	1	1	1	1	23-2	C
PUMP CONDENSATE 460/1/60DF	1A19271P2	380//460-3-50/60Hz	1	1	1	1	1	1	23-2	C
PUMP CONDENSATE W/O AUX W/WIRE	X-015A	208/230/575-3-60Hz	1	1	1	1	1	1	23-2	C
UNION NYLON 3/4BARBX3/4BARB	P15-0140	ALL	3	3	3	3	3	3	23-9	

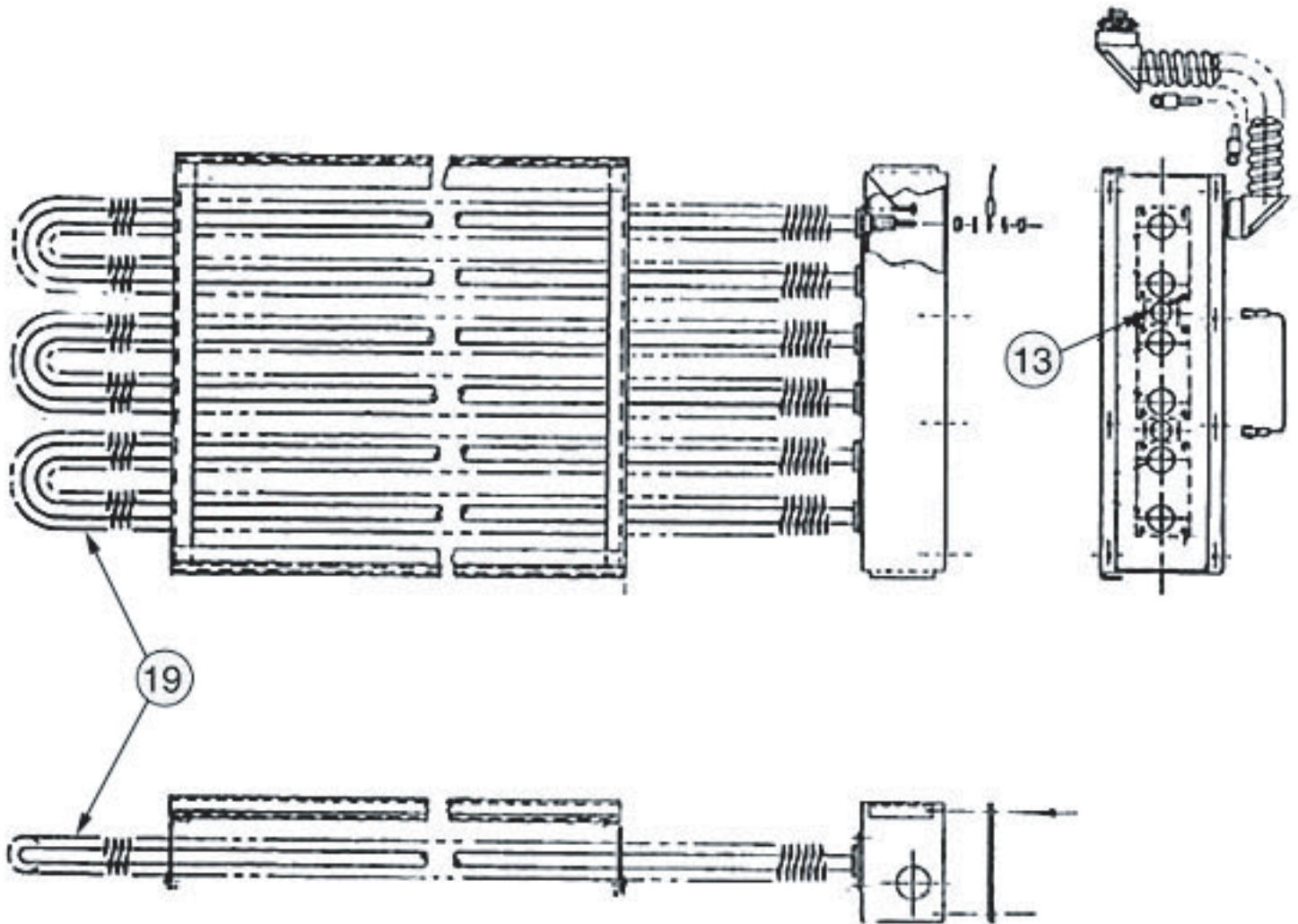
A QTY OF 2 IS USED ON UNITS WITHOUT CONDENSATE PUMPS AND A QTY OF 3 IS USED ON UNITS WITH CONDENSATE PUMPS.





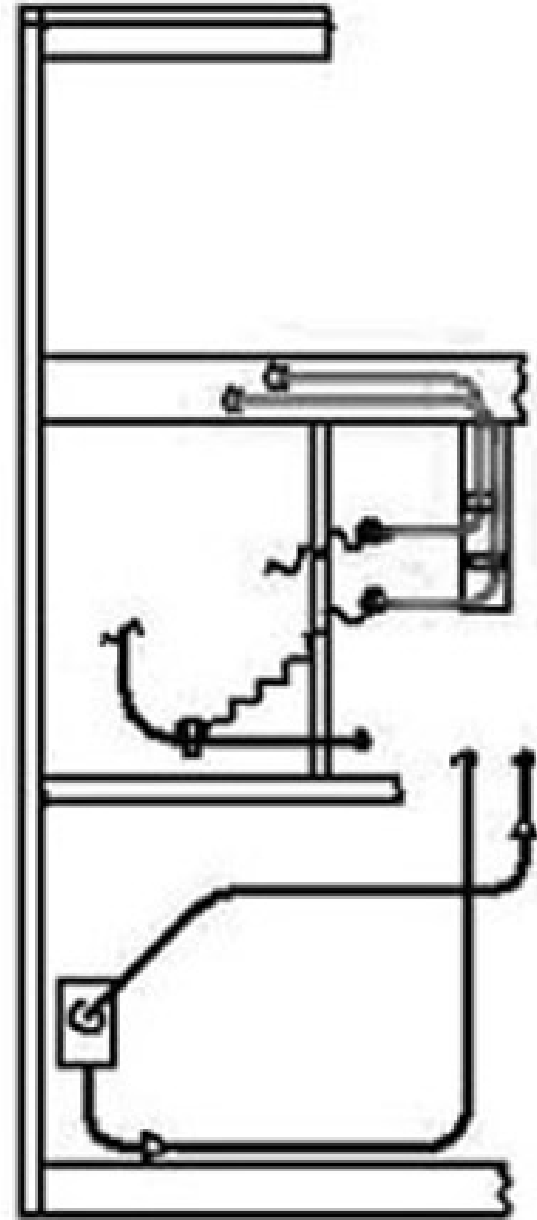
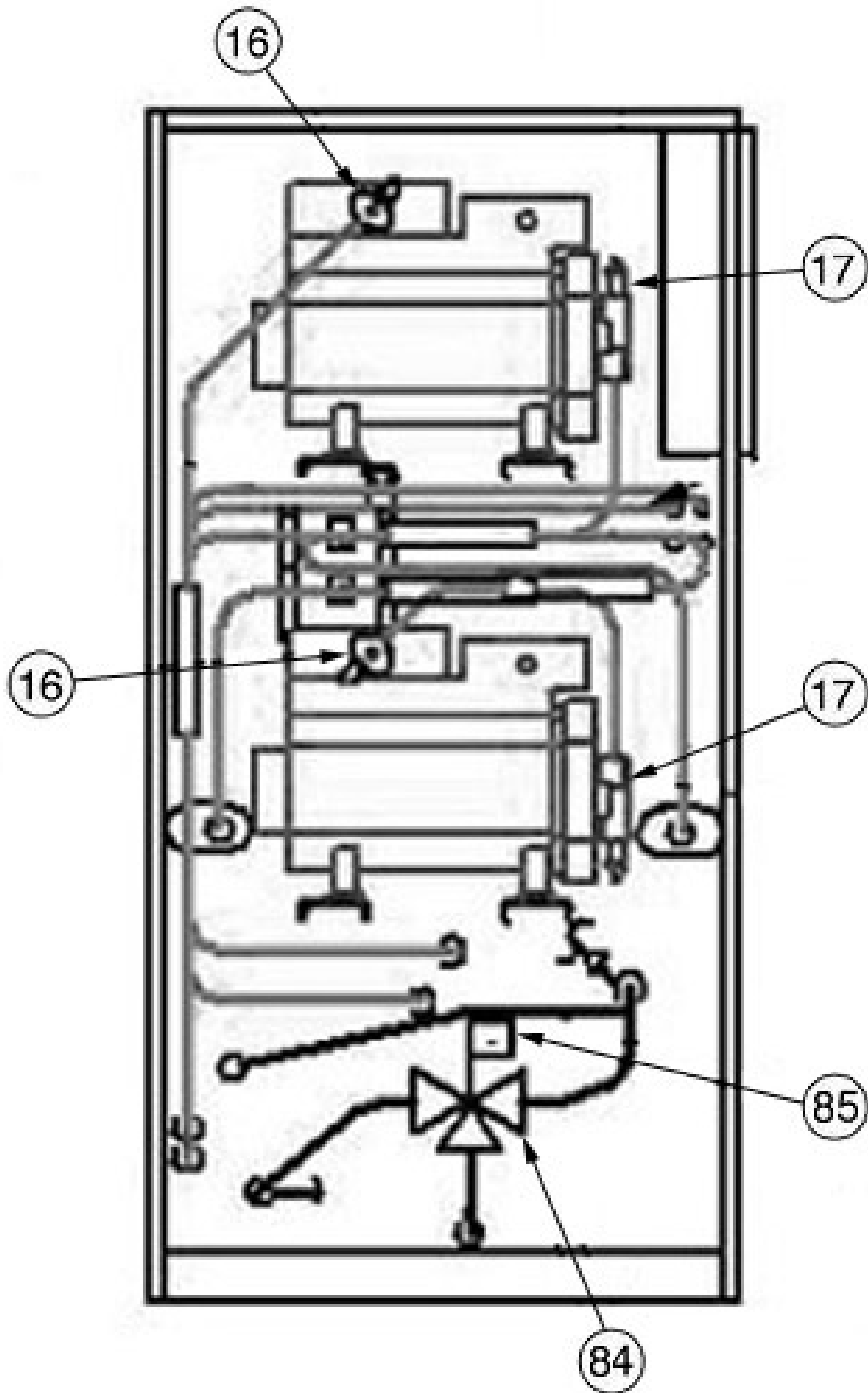
4.10 Reheat Assembly Section

Part Description	Part #	Volts								Figure #	RSP																	
			72G	75A	86W	110G	111G	114A	115A			116G	121G	125A	130A	138W	143W	192G	199A	219W	240G	245A	267W	303G	363G	380A	412W	
HEATER 03.3KW 208V SS 304 S/F	148367P1	208-3-60Hz	3																								25-19	C
HEATER 03.3KW 230V SS 304 S/F	148367P2	230-3-60Hz	3																								25-19	C
HEATER 03.3KW 400V SS 304 S/F	148367P3	380/415-3-50/60Hz	3																								25-19	C
HEATER 03.3KW 460V SS 304 S/F	148367P4	460-3-60Hz	3																								25-19	C
HEATER 03.3KW 575V SS 304 S/F	148367P5	575-3-60Hz	3																								25-19	C
HEATER 05.0KW 208V SS 304 S/F	148367P6	208-3-60Hz		3			3																				25-19	C
HEATER 05.0KW 230V SS 304 S/F	148367P7	230-3-60Hz		3			3																				25-19	C
HEATER 05.0KW 400V SS 304 S/F	148367P8	380/415-3-50/60Hz		3			3																				25-19	C
HEATER 05.0KW 460V SS 304 S/F	148367P9	460-3-60Hz		3			3																				25-19	C
HEATER 05.0KW 575V SS 304 S/F	148367P10	575-3-60Hz		3			3																				25-19	C
HEATER 08.3KW 208V SS 304 S/F	148367P16	208-3-60Hz												3													25-19	C
HEATER 08.3KW 230V SS 304 S/F	148367P17	230-3-60Hz												3													25-19	C
HEATER 08.3KW 400V SS 304 S/F	148367P18	380/415-3-50/60Hz												3													25-19	C
HEATER 08.3KW 460V SS 304 S/F	148367P19	460-3-60Hz												3													25-19	C
HEATER 08.3KW 575V SS 304 S/F	148367P20	575-3-60Hz												3													25-19	C
HEATER 09.5KW 208V SS 304 S/F	148367P21	208-3-60Hz																3	3								25-19	C
HEATER 10.0KW 230V SS 304 S/F	148367P22	230-3-60Hz																3	3								25-19	C
HEATER 10.0KW 400V SS 304 S/F	148367P23	380/415-3-50/60Hz																3	3								25-19	C
HEATER 10.0KW 460V SS 304 S/F	148367P24	460-3-60Hz																3	3								25-19	C
HEATER 10.0KW 575V SS 304 S/F	148367P25	575-3-60Hz																3	3								25-19	C
SAFETY SWT THERM. 125F	R-013A	ALL	2	2	2	2	2	2	2	2	2	2	2	2	2	2	2	2	2	2	2	2	2	2	2	2	25-13	B



5.10 Air/Water/Glycol Piping Common Parts Section

Part Description	Part #	Volts								Figure #	RSP																
			72G	75A	86W	110G	111G	114A	115A			116G	121G	125A	127W	130A	138W	143W	192G	199A	240G	245A	267W	363G	380A	412W	
ACTUATOR 150# NON SPRG RTN	1C23803P4	ALL	1			1			1			1			1			1			1			26-85	C		
ACTUATOR LNKG B/C HP .50 LIFT	1C23804P1	ALL	1			1			1			1			1			1			1			26-85	C		
GASKET VALVE COMP SERVC	C-080T	ALL												2		2								26-16	C		
C-080T IS USED ON 10 TON UNITS WITH COPELAND COMPRESSORS.																											
GASKET VALVE COMP SERVICE	C-080N	ALL												2		2								26-16	C		
C-080N IS USED ON 8/10 TON UNITS WITH COPELAND COMPRESSORS.																											
GASKET VALVE COMP SERVICE	C-087A	ALL	4			2			2			2			2									26-17	C		
C-087A IS USED ON 6/8/10 TON UNITS WITH CARLYLE COMPRESSORS.																											
GASKET VALVE COMP SERVICE	C-088A	ALL				2			2			2			2			2			2			26-16	C		
C-088A IS USED ON 8 TON UNITS WITH COPELAND COMPRESSORS AND 8/10 TON UNITS WITH CARLYLE COMPRESSORS.																											
GASKET VALVE COMP SERVICE	C-089A	ALL													2			2			2			26-17	C		
MOTOR MOD 24VAC 50/60HZ SML JC	146350P1	ALL	1			1			1			1			1			1			1			26-85	C		
MUFFLER DISCHARGE 1-1/8"OD HI	123575P3	ALL													2			2									
MUFFLER IS SHIPPED LOOSE AND FIELD INSTALLED.																											
SCREW CAP HX G5 PO 1/2-13X2-1/2	S-125A	ALL													4			4						26-17			
SCREW CAP HX G5 PO 5/16-18 X 2	S-123A	ALL							4			8			8									26-17			
SCREW CAP HX G8 PO 5/16-18X13/4	S-129A	ALL	4			4			4			4												26-17			
S-129A IS USED ON 6/8 TON UNITS WITH COPELAND COMPRESSORS AND 6/8/10 TON UNITS WITH CARLYLE COMPRESSORS.																											
SCREW CAP HX G8 PO 5/16-18X13/8	S-128A	ALL	4			4			4															26-17			
S-128A IS USED ON 6/8/10 TON UNITS WITH COPELAND COMPRESSORS AND 6/8/10 TON UNITS WITH CARLYLE COMPRESSORS.																											
VALVE 1-1/2" 3WAY UNION BODY	159010P2	ALL	1			1																		26-84	C		
VALVE 2" 3WAY UNION BODY	159010P3	ALL							1			1			1									26-84	C		
VALVE CW3WAY 1-1/2" 250# B/C	159007P5	ALL	1			1																		26-84	C		
VALVE CW3WAY 2" 250# B/C	159007P6	ALL							1			1			1									26-84	C		



5.20 Air/Water/Glycol Cooled Piping #1 Discharge Line Section

Part Description	Part #	Volts								Figure #	RSP														
			72G	75A	86W	110G	111G	114A	116G			121G	125A	115A	130A	138W	192G	199A	240G	245A	267W	363G	380A	412W	
ELIMINATOR VIB ISOL 5/8 ODF	P05-169F	ALL	1			1																			
ELIMINATOR VIB ISOL 1-1/8 OD	P05-169D	ALL																			1				
MUFFLER DISCHARGE 1-1/8"OD HI	123575P4	ALL													1						1				
MUFFLER DISCHARGE 5/8"OD	1C16401P1	ALL	1			1																			
1C16401P1 IS USED ON 6 TON UNITS WITH CARLYLE COMPRESSORS AND 8/10 TON UNITS WITH COPELAND COMPRESSORS.																									
MUFFLER DISCHARGE 5/8"OD HIEFF	123575P1	ALL																							
123575P1 IS USED ON 8/10 TON UNITS WITH CARLYLE COMPRESSORS.																									
MUFFLER DISCHARGE 7/8"OD HIEFF	123575P2	ALL													1										
VALVE COMP SERV 5/8SWT	C-0930	ALL	1			1																			
VALVE COMP SERV 1-1/8SWT	C-0880	ALL												1		1					1				
VALVE COMP SERV DISCH 7/8SWT	C-0870	ALL	1			1								1											

5.30 Air/Water/Glycol Cooled Piping #2 Discharge Line Section

Part Description	Part #	Volts								Figure #	RSP														
			72G	75A	86W	110G	111G	114A	116G			121G	125A	115A	130A	138W	192G	199A	240G	245A	267W	363G	380A	412W	
ELIMINATOR VIB ISOL 5/8 ODF	P05-169F	ALL	1			1																			
ELIMINATOR VIB ISOL 1-1/8 OD	P05-169D	ALL																							
ELIMINATOR VIB ISOL 7/8 OD	P05-169E	ALL												1											
MUFFLER DISCHARGE 1-1/8"OD HI	123575P4	ALL																							
MUFFLER DISCHARGE 5/8"OD	1C16401P1	ALL	1			1																			
1C16401P1 IS USED ON 6 TON UNITS WITH CARLYLE COMPRESSORS AND 8/10 TON UNITS WITH COPELAND COMPRESSORS.																									
MUFFLER DISCHARGE 5/8"OD HIEFF	123575P1	ALL																							
123575P1 IS USED ON 8/10 TON UNITS WITH CARLYLE COMPRESSORS.																									
MUFFLER DISCHARGE 7/8"OD HIEFF	123575P2	ALL													1										
VALVE COMP SERV 5/8SWT	C-0930	ALL	1			1																			
VALVE COMP SERV 1-1/8SWT	C-0880	ALL												1		1					1				
VALVE COMP SERV DISCH 7/8SWT	C-0870	ALL	1			1								1											

5.40 Air/Water/Glycol Cooled Piping #1 Suction Line Section

			110G	116G							
			111G	121G							
			114A	125A							
AIR/WATER/GLYCOL COOLED #1 SUCTION LINE			72G	115A	130A	192G	240G	363G			
			75A	127W	138W	199A	245A	380A			
Part Description	Part #	Volts	86W	128W	143W	219W	267W	412W	Figure #	RSP	
ELIMINATOR VIB ISOL 1-3/8 OD	P05-169C	ALL						1			
ELIMINATOR VIB ISOL 7/8 OD	P05-169E	ALL			1						
P05-169E IS USED ON 10 TON UNITS WITH COPELAND COMPRESSORS.											
VALVE COMP SERV 7/8SWT	C-0910	ALL		1	1						
C-0910 IS USED ON 8/10 TON UNITS WITH CARLYLE COMPRESSORS.											
VALVE COMP SERV 1-1/8SWT	C-0880	ALL				1	1	1			
VALVE COMP SERV DISCH 7/8SWT	C-080K	ALL			1						
C-080K IS USED ON 10 TON UNITS WITH COPELAND COMPRESSORS.											
VALVE COMP SERV DISCH 7/8SWT	C-0870	ALL	1	1	1	1					
C-0870 IS USED ON 8 TON UNITS WITH COPELAND COMPRESSORS.											
VALVE COMP SERV SUCTN 1-1/8SWT	C-080W	ALL				1					
VALVE COMP SERV SUCTN 1-1/8SWT	C-0890	ALL					1	1			

5.50 Air/Water/Glycol Cooled Piping #2 Suction Line Section

			110G	116G							
			111G	121G							
			114A	125A							
AIR/WATER/GLYCOL COOLED #2 SUCTION LINE			72G	115A	130A	192G	240G	363G			
			75A	127W	138W	199A	245A	380A			
Part Description	Part #	Volts	86W	128W	143W	219W	267W	412W	Figure #	RSP	
ELIMINATOR VIB ISOL 1-1/8 OD	P05-169D	ALL					1				
ELIMINATOR VIB ISOL 1-3/8 OD	P05-169C	ALL					1	1			
ELIMINATOR VIB ISOL 7/8 OD	P05-169E	ALL			1						
P05-169E IS USED ON 10 TON UNITS WITH COPELAND COMPRESSORS.											
VALVE COMP SERV 7/8SWT	C-0910	ALL		1	1						
C-0910 IS USED ON 8/10 TON UNITS WITH CARLYLE COMPRESSORS.											
VALVE COMP SERV 1-1/8SWT	C-0880	ALL				1	1	1			
VALVE COMP SERV DISCH 7/8SWT	C-080K	ALL			1						
C-080K IS USED ON 10 TON UNITS WITH COPELAND COMPRESSORS.											
VALVE COMP SERV DISCH 7/8SWT	C-0870	ALL	1	1	1	1					
C-0870 IS USE ON 8 TON UNITS WITH COPELAND COMPRESSORS.											
VALVE COMP SERV SUCTN 1-1/8SWT	C-080W	ALL				1					
VALVE COMP SERV SUCTN 1-1/8SWT	C-0890	ALL					1	1			

5.60 Air/Water/Glycol Cooled Filter Drier Piping Section

Part Description	Part #	Volts								Figure #	RSP																
			72G	75A	86W	110G	111G	114A	116G			121G	125A	115A	130A	138W	192G	199A	219W	240G	245A	267W	363G	380A	412W		
FILTER/DRIER 1/2ODF SLDR	P-0020	ALL	1			1	1						1												B		
FILTER/DRIER 1/2ODF SLDR	P-0060	ALL											1												B		
P-0060 IS USED ON 15 TON AIR COOLED UNITS.																											
FILTER/DRIER 5/8ODF SLDR	P-2890	ALL														1	1								B		
INDICATOR LIQUID 1/2 ODF	P-0050	ALL	1			1	1						1														
INDICATOR LIQUID 5/8 ODF SLDR	P-2880	ALL														1	1										
VALVE SOLND 5/8MXF 24V-50/60	P-2870	ALL											2			1	1								B		
VALVE SOLND 7/8FXM 24V-50/60	P-287A	ALL														2	2								B		
VALVE SOLND 1/2MXF 24V-50/60	P-0080	ALL												1											B		
VALVE SOLND 1/2ODM X 1/2ODF	P-0070	ALL	1			1	1																		B		

5.70 Ball Valve Assembly Section

Part Description	Part #	Volts								Figure #	RSP															
			72G	75A	86W	110G	111G	114A	116G			121G	125A	115A	130A	138W	192G	199A	219W	240G	245A	267W	363G	380A	412W	
VALVE BALL REFRIG 1/2"	P05-4360	ALL	1			1	1						1													C
VALVE BALL REFRIG 5/8"	P05-1370	ALL														1	1									C

5.80 Hot Gas Bypass Piping Section

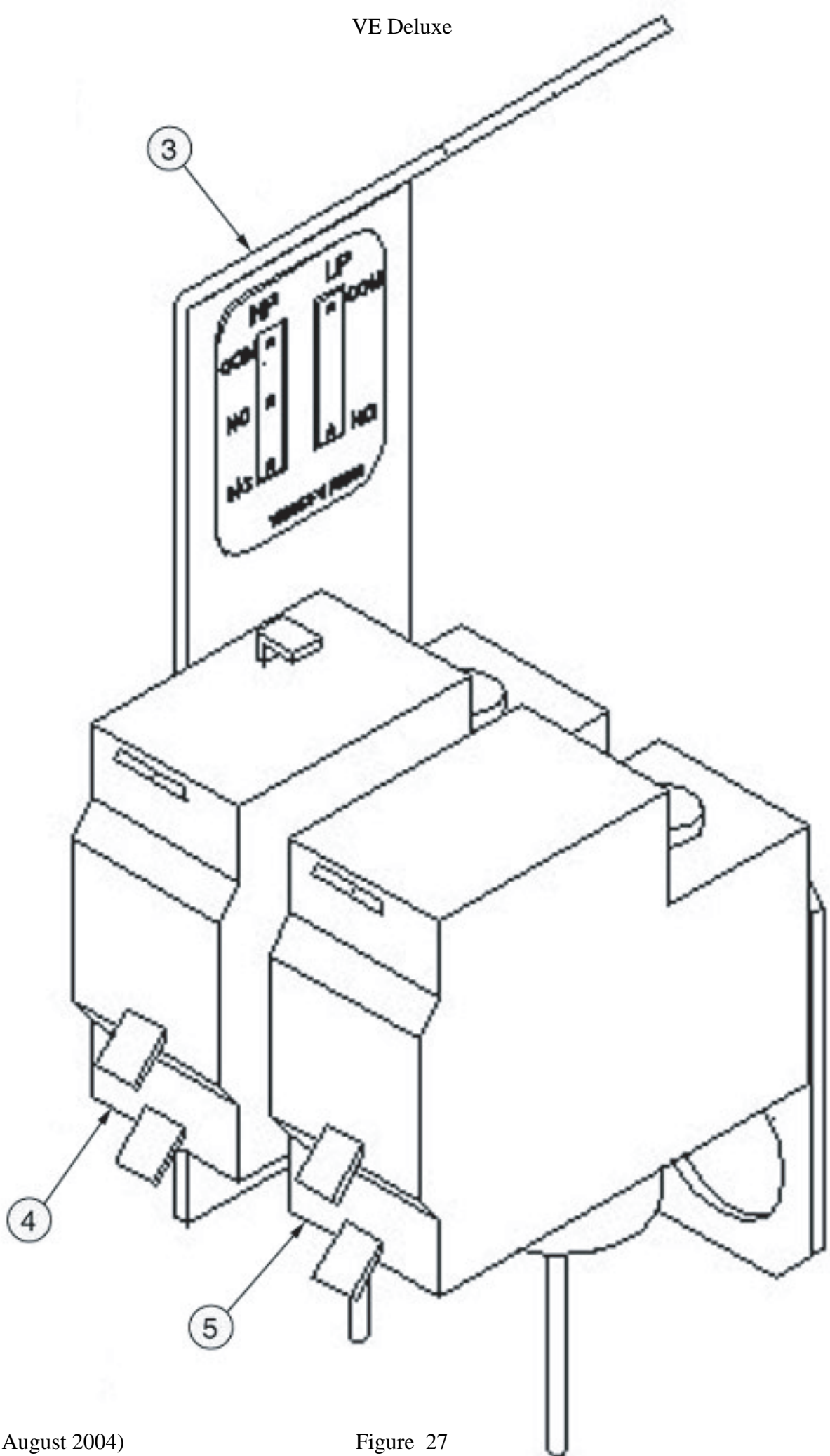
Part Description	Part #	Volts	72G	75A	86W	110G	111G	114A	115A	127W	130A	138W	143W	192G	199A	240G	245A	267W	363G	380A	Figure #	RSP
						*	*	*				*				*	*					
VALVE SOLND 1/2MXF 24V-50/60	P-0080	ALL			*	*	*															B
QTY OF (1) IS USED ON 1 CIRCUIT HOT GAS BYPASS. QTY OF (2) IS USED ON 2 CIRCUIT HOT GAS BYPASS.																						
VALVE SOLND 5/8MXF 24V-50/60	P-2870	ALL								*												B
QTY OF (1) IS USED ON 1 CIRCUIT HOT GAS BYPASS. QTY OF (2) IS USED ON 2 CIRCUIT HOT GAS BYPASS.																						
VALVE SOLND 7/8FXM 24V-50/60	P-287A	ALL									*	*										B
QTY OF (1) IS USED ON 1 CIRCUIT HOT GAS BYPASS. QTY OF (2) IS USED ON 2 CIRCUIT HOT GAS BYPASS.																						
VALVE BYPASS/DISCH 1/2ODF SLDR	P-0180	ALL			*	*	*															B
QTY OF (1) IS USED ON 1 CIRCUIT HOT GAS BYPASS. QTY OF (2) IS USED ON 2 CIRCUIT HOT GAS BYPASS.																						
VALVE BYPASS/DISCH 5/8ODF SLDR	P-0190	ALL							*													B
QTY OF (1) IS USED ON 1 CIRCUIT HOT GAS BYPASS. QTY OF (2) IS USED ON 2 CIRCUIT HOT GAS BYPASS.																						
VALVE BYPASS/DISCH 7/8ODF SLDR	P-018A	ALL								*	*											B
QTY OF (1) IS USED ON 1 CIRCUIT HOT GAS BYPASS. QTY OF (2) IS USED ON 2 CIRCUIT HOT GAS BYPASS.																						
CONN AUX SIDE HOT-GAS	P-206A	ALL			*	*	*															
QTY OF (1) IS USED ON 1 CIRCUIT HOT GAS BYPASS. QTY OF (2) IS USED ON 2 CIRCUIT HOT GAS BYPASS.																						
CONN AUX SIDE HOT-GAS 1-1/8	P-4750	ALL							*	*	*											
QTY OF (1) IS USED ON 1 CIRCUIT HOT GAS BYPASS. QTY OF (2) IS USED ON 2 CIRCUIT HOT GAS BYPASS.																						

6.10 Compressor Pressure Switch Assembly Section

Part Description	Part #	Volts							Figure #	RSP
			72G	115A	130A	192G	240G	363G		
BRKT PRESS SW CARLYLE	1C16719P1	ALL		1	1	1	1	1	27-3	
SW PRES HI 360PSI	1D15060P1	ALL		1	1	1	1	1	27-4	B
SW PRES LOW 15/35PSI	1D15059P1	ALL		1	1	1	1	1	27-5	B
SW PRES LOW 20/65PSI	1D16206P1	ALL		1	1	1	1	1	27-5	B

Part Description	Part #	Volts							Figure #	RSP
			72G	115A	130A	192G	240G	363G		
BRKT PRESS SW COPELAND	1C16720P1	ALL	1	1	1	1			27-3	
SW PRES HI 360PSI	1D15060P1	ALL	1	1	1	1			27-4	B
SW PRES LOW 15/35PSI	1D15059P1	ALL	1	1	1	1			27-5	B
SW PRES LOW 20/65PSI	1D16206P1	ALL	1	1	1	1			27-5	B

Part Description	Part #	Volts							Figure #	RSP
			72G	115A	130A	192G	240G	363G		
COIL 24V FOR ALCO VALVE 707RA	P-5520	ALL		1	1	1	1	1		
COIL 24V SPADE CONNECTOR	178545P1	ALL		1	1	1	1	1		
COMPRESSOR CYL HD SCT CUTOFF UNL	1C16778P2	ALL		2	2	2	2	2		C
GASKET COMPRESSOR CYL HD UNLOAD	1C16777P1	ALL		2	2	2	2	2		C
GASKET COMPRESSOR STEM ASSY SUCT	1C16987P1	ALL		2	2	2	2	2		C
SCREW CAP HX G8 PO 3/8-16 X 3"	100067	ALL		16	16	16	16	16		B
STEM ASSY COMPRESSOR SUCT HD	1C16988P1	ALL		2	2	2	2	2		C



6.20 6 Ton Compressor Section

Part Description	Part #	Volts	COMPRESSOR OPTION - 72 - 86							Figure #	RSP
			72G 75A 86W	110G 111G 114A 115A 127W 128W	116G 121G 125A 130A 138W 143W	192G 199A 219W	240G 245A 267W	363G 380A 412W			
BRKT CCH CARLYLE 808&313	C-1310	ALL	4	4	4					28-31	
COMP S/HERM 200/30-3-5/6	C-050B	208/230-3-60Hz	2							28-8	C
COMP S/HERM 208/230-3-60	1C16603P1	208/230-3-60Hz	2							28-8	C
COMP S/HERM 380-3-60	1C16603P5	380-3-60Hz	2							28-8	C
COMP S/HERM 400/60-3-5/6	C-050A	380/460-3-50/60Hz	2							28-8	C
COMP S/HERM 460-3-60	1C16603P2	380/460-3-50/60Hz	2							28-8	C
COMP S/HERM 575-3-60	1C16603P3	575-3-60Hz	2							28-8	C
COMP S/HERM 575-3-60 ERF1-0300	C-050C	575-3-60Hz	2							28-8	C
CRANKCASE HEATER 240V 50W	C06-0010	208/230-3-60Hz	2							28-31	C
CRANKCASE HEATER 240V 65W	C05-3010	208/230-3-60Hz	2							28-31	C
CRANKCASE HEATER 440//480 50W	C06-0020	380//460-3-50/60Hz	2							28-31	C
CRANKCASE HEATER 480V 65W	C05-3020	380//575-3-50/60Hz	2							28-31	C
CRANKCASE HEATER 550V 50W	C06-0030	575-3-60Hz	2							28-31	C
GASKET VALVE COMP SERVICE	C-080N	ALL	2	2	2					26-16	C
GASKET VALVE COMP SERVICE	C-087A	ALL	2	2	2	2				26-17	C
KIT SPRING COMP MTG 1/2-13	C-0720	208//460-3-50/60Hz	2							28-26	
KIT SPRING COMP MTG 1/2-13	C-0770	ALL	2	2						28-26	
SCREW CAP HX G8 PO 5/16-18X13/4	S-129A	ALL	4	4	4	4				26-17	
SCREW CAP HX G8 PO 5/16-18X13/8	S-128A	ALL	4	4	4					26-17	
SPRING COMP MTG	C-0850	ALL	8	8	8	8				28-26	
SPRING RETAINER MTG	C-0860	ALL	8	8	8	4	4	4		28-26	

6.30 8 Ton Compressor Section

Part Description	Part #	Volts	COMPRESSOR OPTION - 110 - 128						Figure #	RSP
			72G 75A 86W	110G 111G 114A	116G 121G 125A	115A 127W 128W	130A 138W 143W	192G 199A 219W		
BRKT CCH CARLYLE 808&313	C-1310	ALL	4	4	4				28-31	
COIL 24V FOR ALCO VALVE 707RA	P-5520	ALL		2	2	2	2	2		
COIL 24V SPADE CONNECTOR	178545P1	ALL		2	2	2	2	2	28-39	
COMP S/HERM 208/230-3-60	1C16604P1	208/230-3-60Hz		2					28-8	C
COMP S/HERM 208/230-3-60	1C18809P1	208/230-3-60Hz		2					28-8	C
COMP S/HERM 208/30-3-5/6	C-050D	208/230-3-60Hz		2					28-8	C
COMP S/HERM 380-3-60	1C16604P5	380-3-60Hz		2					28-8	C
COMP S/HERM 460-3-60	1C16604P2	380/460-3-50/60Hz		2					28-8	C
COMP S/HERM 460-3-60	1C18809P2	380//460-3-50/60Hz		2					28-8	C
COMP S/HERM 460-3-60	C-050E	380//460-3-50/60Hz		2					28-8	C
COMP S/HERM 575-3-60	1C16604P3	575-3-60Hz		2					28-8	C
COMP S/HERM 575-3-60	1C18809P3	575-3-60Hz		2					28-8	C
COMP S/HERM 575-3-60	C-050F	575-3-60Hz		2					28-8	C
CRANKCASE HEATER 240V 50W	C06-0010	208/230-3-60Hz		2					28-31	C
CRANKCASE HEATER 240V 65W	C05-3010	208/230-3-60Hz		2					28-31	C
CRANKCASE HEATER 440//480 50W	C06-0020	380//460-3-50/60Hz		2					28-31	C
CRANKCASE HEATER 480V 65W	C05-3020	380//575-3-50/60Hz		2					28-31	C
CRANKCASE HEATER 550V 50W	C06-0030	575-3-60Hz		2					28-31	C
GASKET VALVE COMP SERVICE	C-080N	ALL	2	2	2				26-16	C
GASKET VALVE COMP SERVICE	C-087A	ALL	2,4	2	2	2			26-17	C
KIT SPRING COMP MTG 1/2-13	C-0770	ALL	2	2					28-26	
SPRING COMP MTG	C-0850	ALL	8	8	8	8			28-26	
SPRING RETAINER MTG	C-0860	ALL	8	8	8	4	4	4	28-26	

6.40 10 Ton Compressor Section

Part Description	Part #	Volts	COMPRESSOR OPTION - 116 - 143							Figure #	RSP
			72G 75A 86W	110G 111G 114A 115A 127W 128W	116G 121G 125A 130A 138W 143W	192G 199A 219W	240G 245A 267W	363G 380A 412W			
BRKT CCH CARLYLE 808&313	C-1310	ALL	4	4	4				28-31		
COIL 24V FOR ALCO VALVE 707RA	P-5520	ALL		2	2	2	2	2			
COIL 24V SPADE CONNECTOR	178545P1	ALL		2	2	2	2	2	28-39		
COMP S/HERM 208/230 2DC3-0500	151030P1	208/230-3-60Hz			2				28-8	C	
COMP S/HERM 208/230-3-60	1C16604P1	208/230-3-60Hz			2				28-8	C	
COMP S/HERM 208/230-3-60	1C18809P1	208/230-3-60Hz			2				28-8	C	
COMP S/HERM 380-3-60	1C16604P5	380-3-60Hz			2				28-8	C	
COMP S/HERM 400-3-50	1C23269P2	380/415-3-50Hz			2				28-8	C	
COMP S/HERM 460 2DC3-0500	151030P2	460-3-60Hz			2				28-8	C	
COMP S/HERM 460 2DD3-0500-TFD	141487P2	380/415-3-50Hz			2				28-8	C	
COMP S/HERM 460-3-60	131120P2	380/415-3-50Hz			2				28-8	C	
COMP S/HERM 460-3-60	1C16604P2	460-3-60Hz			2				28-8	C	
COMP S/HERM 460-3-60	1C18809P2	460-3-60Hz			2				28-8	C	
COMP S/HERM 575 2DC3-0500	151030P3	575-3-60Hz			2				28-8	C	
COMP S/HERM 575-3-60	1C16604P3	575-3-60Hz			2				28-8	C	
COMP S/HERM 575-3-60	1C18809P3	575-3-60Hz			2				28-8	C	
CRANKCASE HEATER 240V 50W	C06-0010	208/230-3-60Hz			2				28-31	C	
CRANKCASE HEATER 240V 65W	C05-3010	208/230-3-60Hz			2				28-31	C	
CRANKCASE HEATER 440//480 50W	C06-0020	380//460-3-50/60Hz			2				28-31	C	
CRANKCASE HEATER 480V 65W	C05-3020	380//460-3-50/60Hz			2				28-31	C	
CRANKCASE HEATER 550V 50W	C06-0030	575-3-60Hz			2				28-31	C	
CRANKCASE HEATER 550V 65W	C05-3030	575-3-60Hz			2				28-31	C	
KIT SPRING COMP MTG 1/2-13	C-0770	ALL	2	2					28-26		
SPRING COMP MTG	C-0850	ALL	8	8	8	8			28-26		
SPRING RETAINER MTG	C-0860	ALL	8	8	8	4	4	4	28-26		

6.50 15 Ton Compressor Section

Part Description	Part #	Volts	COMPRESSOR OPTION - 192 - 219						Figure #	RSP
			72G 75A 86W	110G 111G 114A 115A 127W 128W	116G 121G 125A 130A 138W 143W	192G 199A 219W	240G 245A 267W	363G 380A 412W		
CLIP CRANKCASE HEATER	P-035A	ALL				2	2	2	28-37	C
COIL 24V FOR ALCO VALVE 707RA	P-5520	ALL		2	2	2	2	2		
COIL 24V SPADE CONNECTOR	178545P1	ALL		2	2	2	2	2	28-39	
COMP S/HERM 208/230-3-60	1C16605P1	208/230-3-60Hz				2			28-8	C
COMP S/HERM 208/230-3-60	1C18810P1	208/230-3-60Hz				2			28-8	C
COMP S/HERM 208/230-3-60	1D22600P1	208/230-3-60Hz				2			28-8	C
COMP S/HERM 380-3-60	1C16605P5	380-3-60Hz				2			28-8	C
COMP S/HERM 460-3-60	1C16605P2	380//460-3-50/60Hz				2			28-8	C
COMP S/HERM 460-3-60	1C18810P2	380//460-3-50/60Hz				2			28-8	C
COMP S/HERM 460-3-60	1D22600P2	380//460-3-50/60Hz				2			28-8	C
COMP S/HERM 575-3-60	1C16605P3	575-3-60Hz				2			28-8	C
COMP S/HERM 575-3-60	1C18810P3	575-3-60Hz				2			28-8	C
COMP S/HERM 575-3-60	1D22600P3	575-3-60Hz				2			28-8	C
CRANKCASE HEATER 240V 65W	C05-3100	208/230-3-60Hz				2			28-31	C
CRANKCASE HEATER 480V 65W	C05-3110	380//460-3-50/60Hz				2			28-31	C
CRANKCASE HEATER 480V 75W	C-0820	380//460-3-50/60Hz				2			28-31	C
CRANKCASE HEATER 575V 75W	C-0830	575-3-60Hz				2			28-31	C
CRANKCASE HEATER 600V 65W	C05-3120	575-3-60Hz				2			28-31	C
CRANKCASE HEATER PKG NO CARR	C05-0360	208/230-3-60Hz				2			28-31	C
KIT COMP MTG SPRING CP 7.5T	C-0780	ALL				2			28-26	
SPRING COMP MTG	C-0840	ALL				4	8	8	28-26	
SPRING COMP MTG	C-0850	ALL	8	8	8	8			28-26	
SPRING RETAINER MTG	C-0860	ALL	8	8	8	4	4	4	28-26	

6.60 20 Ton Compressor Section

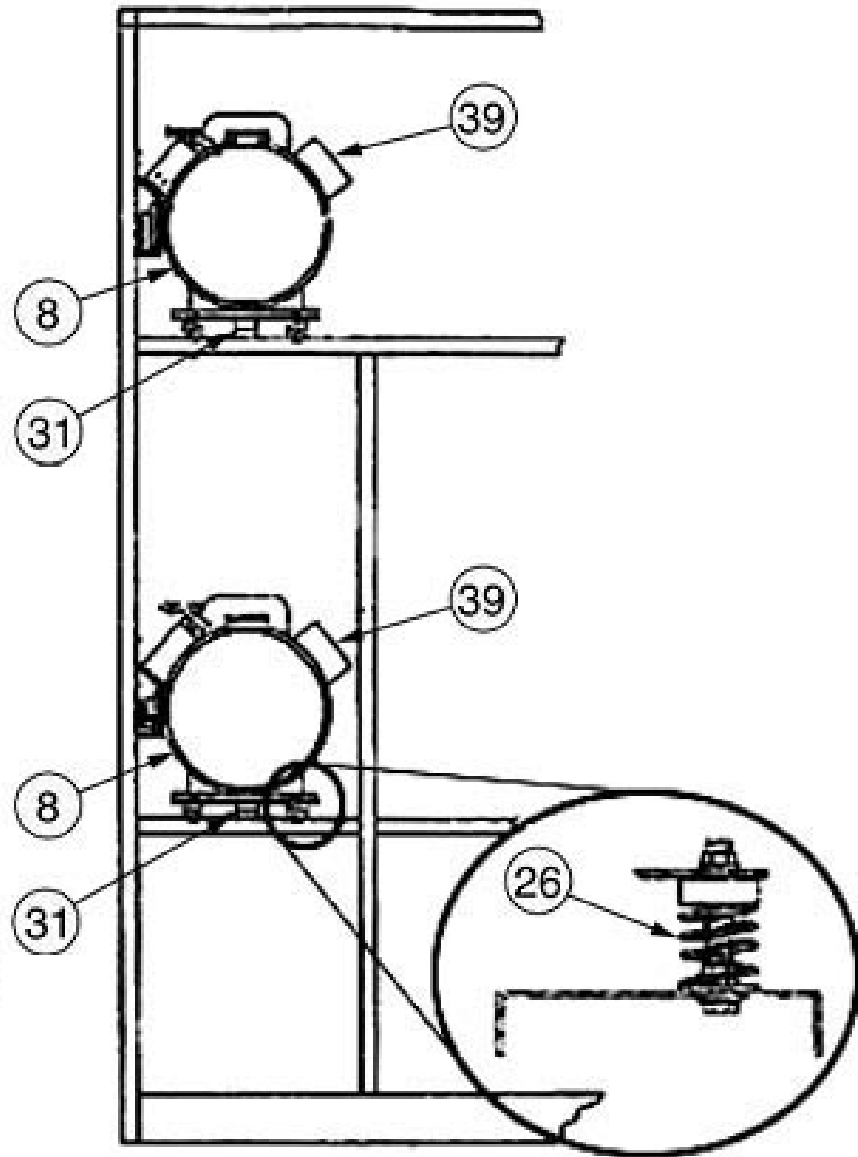
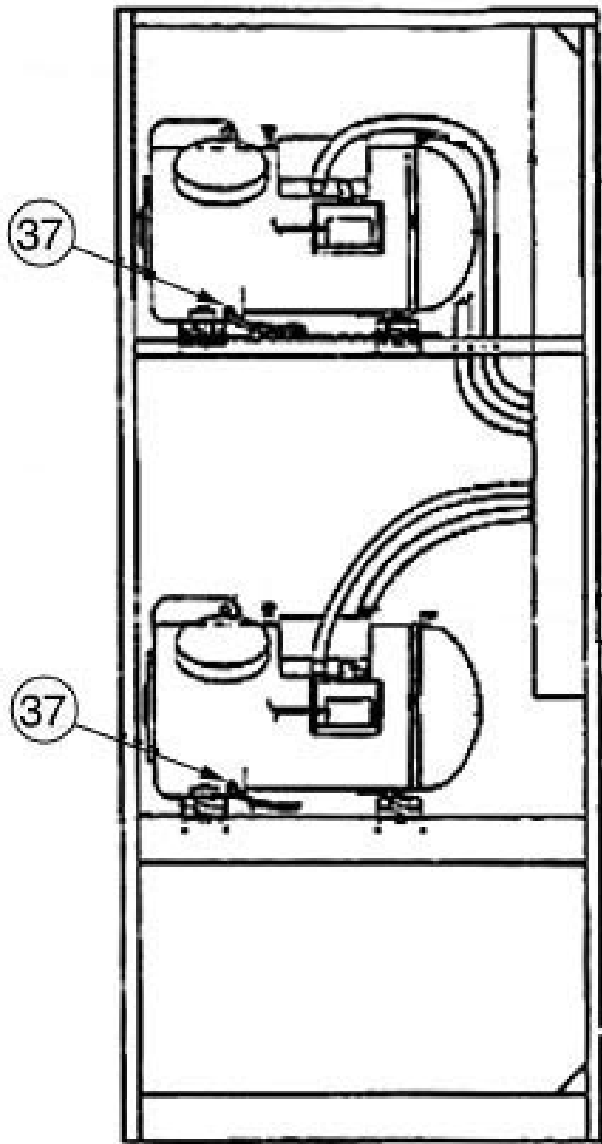
Part Description	Part #	Volts	COMPRESSOR OPTION - 240 - 267						Figure #	RSP
			72G 75A 86W	110G 111G 114A 115A 127W 128W	116G 121G 125A 130A 138W 143W	192G 199A 219W	240G 245A 267W	363G 380A 412W		
CLIP CRANKCASE HEATER	P-035A	ALL				2	2	2	28-37	C
COIL 24V FOR ALCO VALVE 707RA	178545P1	ALL		2	2	2	2	2	28-39	
COIL 24V FOR ALCO VALVE 707RA	P-5520	ALL		2	2	2	2	2		
COMP S/HERM 208/230-3-60	175023P1	208/230-3-60Hz					2		28-8	C
COMP S/HERM 208/230-3-60	175024P1	208/230-3-60Hz					2		28-8	C
COMP S/HERM 208/230-3-60	1C16606P1	208/230-3-60Hz					2		28-8	C
COMP S/HERM 208/230-3-60	1C18811P1	208/230-3-60Hz					2		28-8	C
COMP S/HERM 380-3-60	175023P5	380/460-3-60Hz					2		28-8	C
COMP S/HERM 380-3-60	1C16606P5	380/460-3-60Hz					2		28-8	C
COMP S/HERM 460-3-60	175023P2	380//460-3-50/60Hz					2		28-8	C
COMP S/HERM 460-3-60	175024P2	380//460-3-50/60Hz					2		28-8	C
COMP S/HERM 460-3-60	1C16606P2	380//460-3-50/60Hz					2		28-8	C
COMP S/HERM 460-3-60	1C18811P2	380//460-3-50/60Hz					2		28-8	C
COMP S/HERM 575-3-60	175023P3	575-3-60Hz					2		28-8	C
COMP S/HERM 575-3-60	175024P3	575-3-60Hz					2		28-8	C
COMP S/HERM 575-3-60	1C16606P3	575-3-60Hz					2		28-8	C
COMP S/HERM 575-3-60	1C18811P3	575-3-60Hz					2		28-8	C
CRANKCASE HEATER 480V 75W	C-0820	380//460-3-50/60Hz					2		28-31	C
CRANKCASE HEATER 575V 75W	C-0830	575-3-60Hz					2		28-31	C
CRANKCASE HEATER PKG NO CARR	C05-0360	208/230-3-60Hz					2		28-31	C
SPRING COMP MTG	C-0840	ALL				4	8	8	28-26	
SPRING RETAINER MTG	C-0860	ALL	8	8	8	4	4	4	28-26	

6.70 30 Ton Compressor Section

Part Description	Part #	Volts								Figure #	RSP																
			72G	75A	86W	110G	111G	114A	116G			121G	125A	115A	130A	192G	240G	363G	127W	138W	199A	245A	380A	128W	143W	219W	267W
CLIP CRANKCASE HEATER	P-035A	ALL											2	2	2											28-37	C
COIL 24V FOR ALCO VALVE 707RA	P-5520	ALL					2	2	2	2	2	2	2	2	2												
COIL 24V SPADE CONNECTOR	178545P1	ALL					2	2	2	2	2	2	2	2	2											28-39	
COMP S/HERM 208/230-3-60	125680P1	208/230-3-60Hz													2											28-8	C
COMP S/HERM 208/230-3-60	1C18259P1	208/230-3-60Hz													2											28-8	C
COMP S/HERM 460-3-60	125680P2	380//575-3-50/60Hz													2											28-8	C
COMP S/HERM 460-3-60	1C18259P2	380//460-3-50/60Hz													2											28-8	C
COMP S/HERM 575-3-60	125680P3	575-3-60Hz													2											28-8	C
COMP S/HERM 575-3-60	1C18259P3	575-3-60Hz													2											28-8	C
CRANKCASE HEATER 480V 75W	C-0820	380//460-3-50/60Hz													2											28-31	C
CRANKCASE HEATER 575V 75W	C-0830	575-3-60Hz													2											28-31	C
CRANKCASE HEATER PKG NO CARR	C05-0360	208/230-3-60Hz													2											28-31	C
SPRING COMP MTG	C-0840	ALL											4	8	8											28-26	
SPRING RETAINER MTG	C-0860	ALL	8	8	8	8	4	4	4	4	4	4	4	4	4											28-26	

7.10 6 Ton DX Coil Section

Part Description	Part #	Volts								Figure #	RSP																	
			72G	75A	86W	110G	111G	114A	116G			121G	125A	115A	130A	192G	240G	363G	127W	138W	199A	245A	380A	128W	143W	219W	267W	412W
COIL 06T V GLYCOOL	006-0379	ALL	1																								29-2	
COIL 6T 2S V GL CUNI	177127G2	ALL	1																								29-2	
VALVE EXP 1/2X5/8X1/4ODF 60"	P02-0170	ALL	2																								29-3	B
VALVE EXP 1/2X5/8X1/4ODF 60"	P02-0180	ALL	2																								29-3	B



7.20 8 Ton DX Coil Section

Part Description	Part #	Volts								Figure #	RSP																	
			72G	75A	86W	110G	111G	114A	116G			121G	125A	115A	130A	192G	240G	363G	127W	138W	199A	245A	380A	128W	143W	219W	267W	412W
COIL 08/10T 7ROW 4CKT 4S VGL	1D16585G1	ALL				1																					29-2	
COIL 08/10T V GL	006-0363	ALL				1																					29-2	
COIL 8/10T 2S V GL CUNI	177127G1	ALL				1																					29-2	
COIL 8/10T 4S V GL CUNI	177155G1	ALL				1																					29-2	
VALVE EXP 1/2X5/8X1/4ODF 60"	P02-0170	ALL				2																				29-3	B	

7.30 10 Ton DX Coil Section

Part Description	Part #	Volts								Figure #	RSP																	
			72G	75A	86W	110G	111G	114A	116G			121G	125A	115A	130A	192G	240G	363G	127W	138W	199A	245A	380A	128W	143W	219W	267W	412W
COIL 08/10T 7ROW 4CKT 4S VGL	1D16585G1	ALL				1																					29-2	
COIL 08/10T V GL	006-0363	ALL				1																					29-2	
COIL 8/10T 2S V GL CUNI	177127G1	ALL				1																					29-2	
COIL 8/10T 4S V GL CUNI	177155G1	ALL				1																					29-2	
VALVE EXP 1/2X5/8X1/4ODF 60"	P02-0170	ALL				2																				29-3	B	

7.40 15 Ton DX Coil Section

Part Description	Part #	Volts								Figure #	RSP																	
			72G	75A	86W	110G	111G	114A	116G			121G	125A	115A	130A	192G	240G	363G	127W	138W	199A	245A	380A	128W	143W	219W	267W	412W
COIL 15T 2S/4S V GL CUNI	177144G2	ALL										1															29-2	
COIL GL 15T 2S/4S V 4R 9CKT	138422G3	ALL										1															29-2	
VALVE EXP 7.5T 1/2X1-1/8X1/4"	138418P1	ALL										2														29-3	C	

7.50 20 Ton DX Coil Section

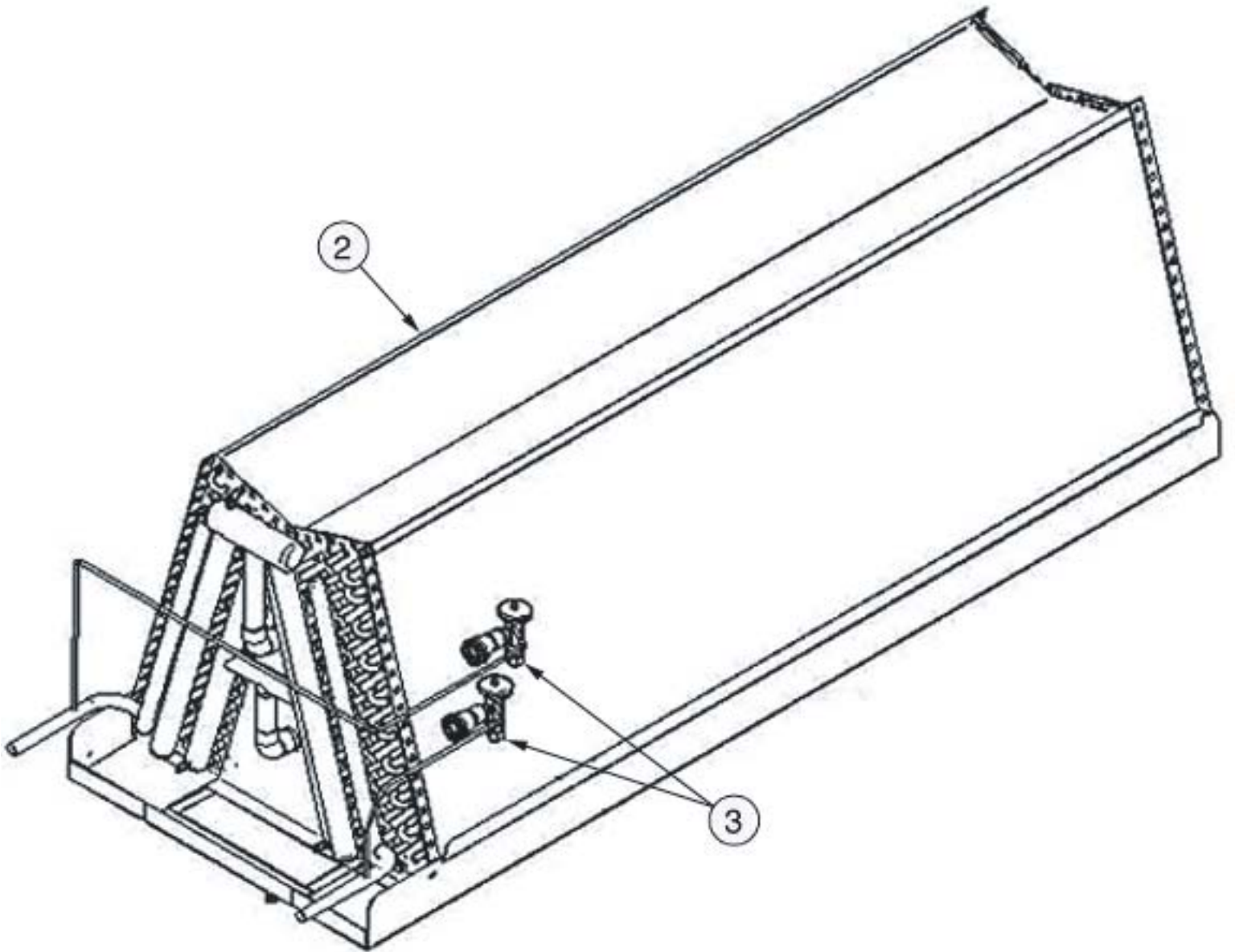
Part Description	Part #	Volts							Figure #	RSP												
			72G	75A	86W	110G	111G	114A			116G	121G	125A	127W	130A	138W	192G	199A	240G	245A	267W	363G
COIL 15/20T V GL	006-0369	ALL							1												29-2	
COIL 20T 2S/4S V GL CUNI	177144G1	ALL														1					29-2	
VALVE EXP 5/8X1-1/8X1/4ODF 60"	P02-0220	ALL														2					29-3	B

7.60 30 Ton DX Coil Section

Part Description	Part #	Volts							Figure #	RSP												
			72G	75A	86W	110G	111G	114A			116G	121G	125A	127W	130A	138W	192G	199A	240G	245A	267W	363G
COIL 30T 2S/4S V GL CUNI	177147G1	ALL																		1	29-2	
COIL 30T V GL	1D55687G1	ALL																		1	29-2	
VALVE EXP 5/8X1-1/8X1/4ODF 60"	130992P2	ALL																		2	29-3	C

8.10 2 Way Condenser Header Section

Part Description	Part #	Volts							Figure #	RSP												
			72G	75A	86W	110G	111G	114A			116G	121G	125A	127W	130A	138W	192G	199A	240G	245A	267W	363G
VALVE H2O REG 2WAY 1" 300#	P-311A	ALL														2	2				30-13	C
HIGH PRESSURE WATER OR GLYCOL.																						
VALVE H2O REG 2WAY 1" 350#	171819P4	ALL	2	2	2	2	2	2													30-13	C
HIGH PRESSURE WATER OR GLYCOL.																						
VALVE H2O REG 2WAY 1" UB	131852P1	ALL	2	2	2	2	2	2													30-13	C
STANDARD PRESSURE WATER OR GLYCOL.																						
VALVE H2O REG 2WAY 1-1/4" UB	131852P2	ALL														2	2				30-13	C
STANDARD PRESSURE WATER OR GLYCOL.																						

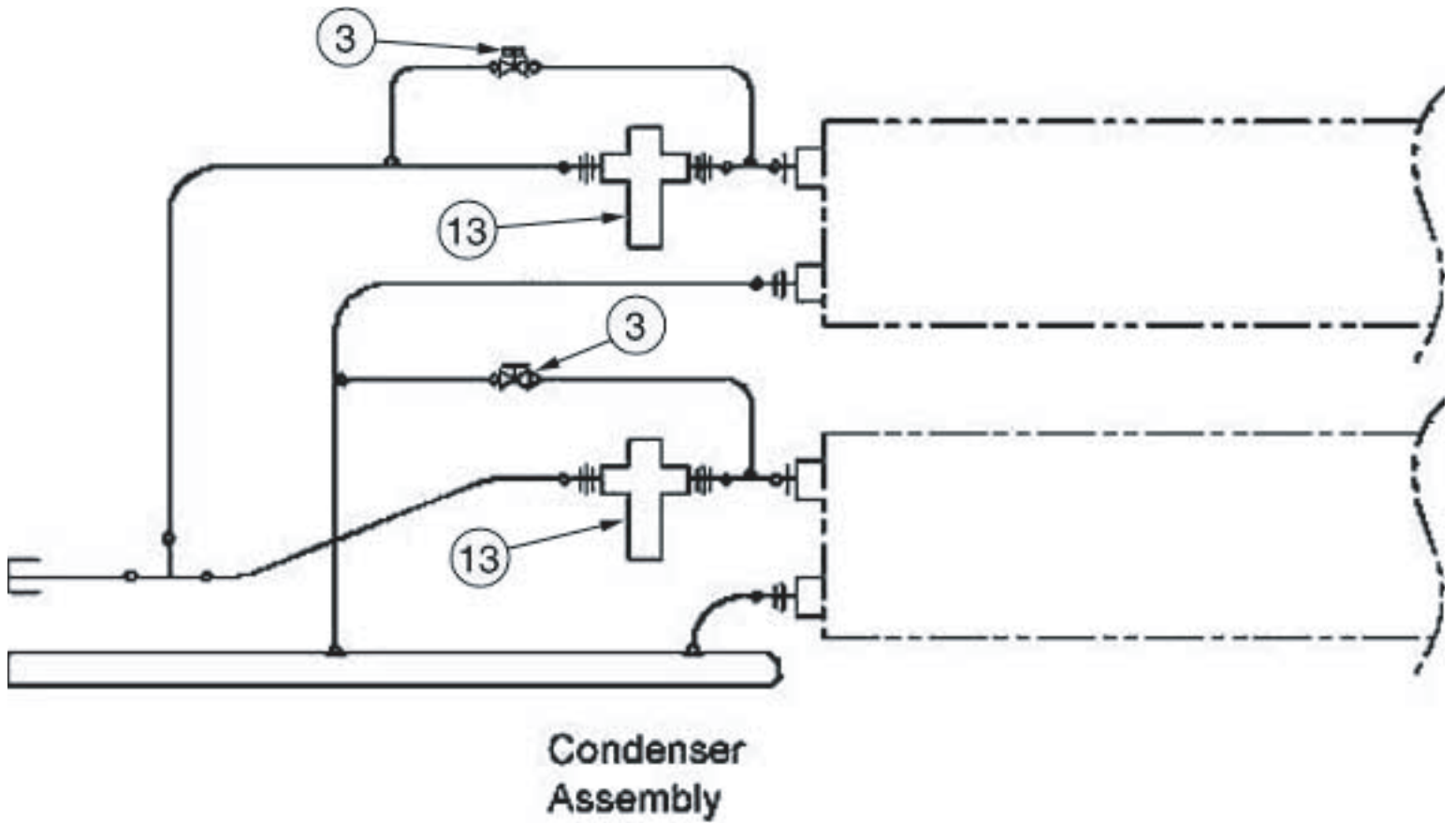


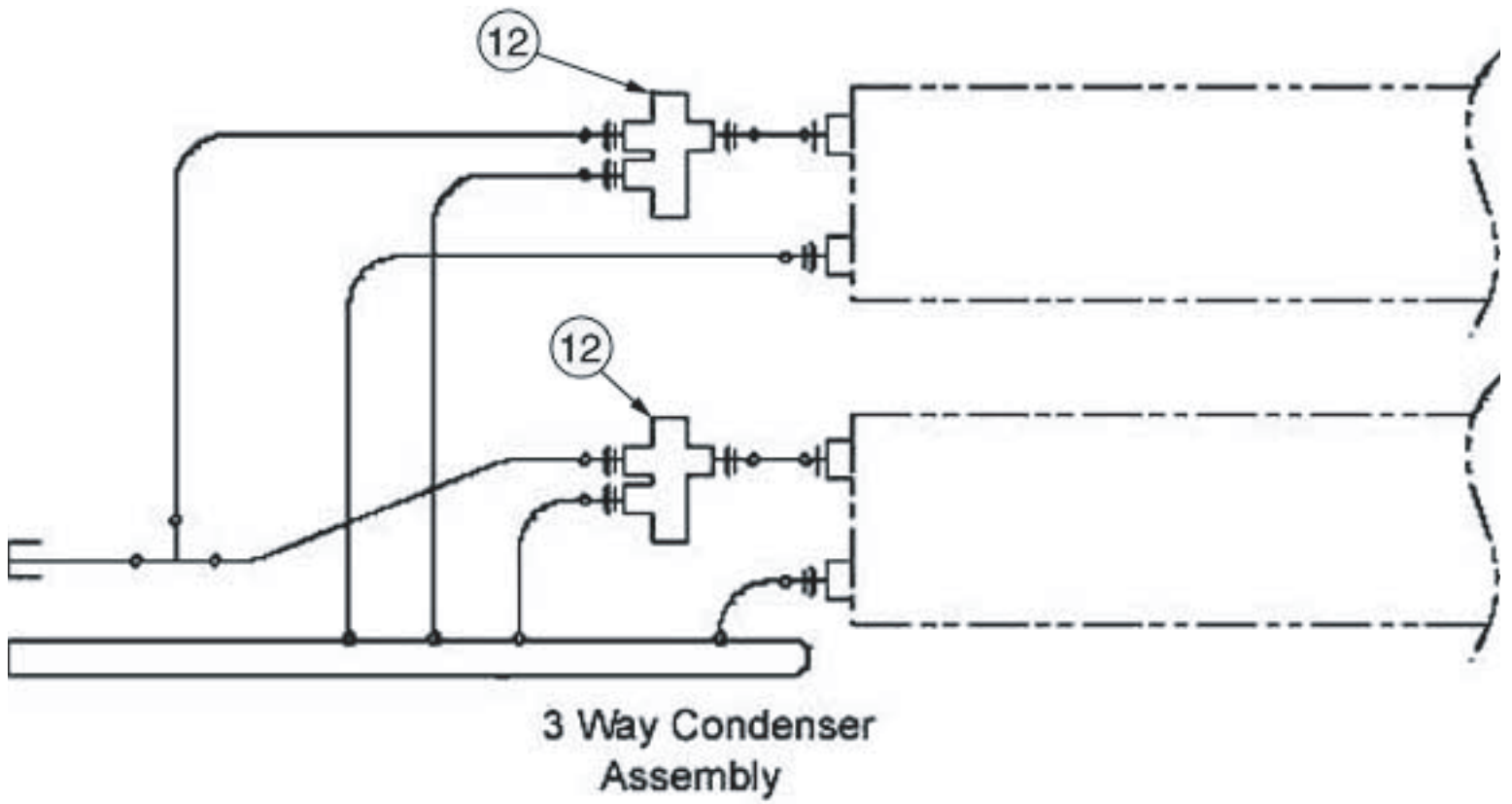
8.20 2 Way Condenser Header with Bypass Section

Part Description	Part #	Volts	110G 116G			111G 121G			114A 125A			Figure #	RSP
			72G	115A	130A	192G	240G	363G	75A	127W	138W		
			86W	128W	143W	219W	267W	412W					
VALVE GATE 3/4" SWT <i>STANDARD PRESSURE.</i>	P-3020	ALL	2	2	2	2	2	2	30-3				C
VALVE GATE 3/4" THD 300#WOG <i>HIGH PRESSURE.</i>	P02-0130	ALL					2	2	30-3				C
VALVE H2O REG 2WAY 1" 300# <i>HIGH PRESSURE WATER OR GLYCOL.</i>	P-311A	ALL					2	2	30-13				C
VALVE H2O REG 2WAY 1" 350# <i>HIGH PRESSURE WATER OR GLYCOL.</i>	171819P4	ALL	2	2	2	2			30-13				C
VALVE H2O REG 2WAY 1" UB <i>STANDARD PRESSURE WATER OR GLYCOL.</i>	131852P1	ALL	2	2	2	2			30-13				C
VALVE H2O REG 2WAY 1-1/4" UB <i>STANDARD PRESSURE WATER OR GLYCOL.</i>	131852P2	ALL					2	2	30-13				C

8.30 3 Way Condenser Header Section

Part Description	Part #	Volts	110G 116G			111G 121G			114A 125A			Figure #	RSP
			72G	115A	130A	192G	240G	363G	75A	127W	138W		
			86W	128W	143W	219W	267W	412W					
VALVE H2O REG 3WAY 1" 300#	P-311B	ALL	2	2	2	2	2	*	31-12				C
<i>* ON GLYCOL 363G, 2 VALVES ARE USED. ON GLYCOOL 363G, 4 VALVES ARE USED.</i>													
VALVE H2O REG 3WAY 1" 350#	171818P4	ALL	2	2	2	2			31-12				C
VALVE H2O REG 3WAY 1" UB	131853P1	ALL	2	2	2	2			31-12				C
VALVE H2O REG 3WAY 1-1/2"	125673P1	ALL						2	31-12				C
VALVE H2O REG 3WAY 1-1/4" UB	131853P2	ALL				2	2	2	31				C

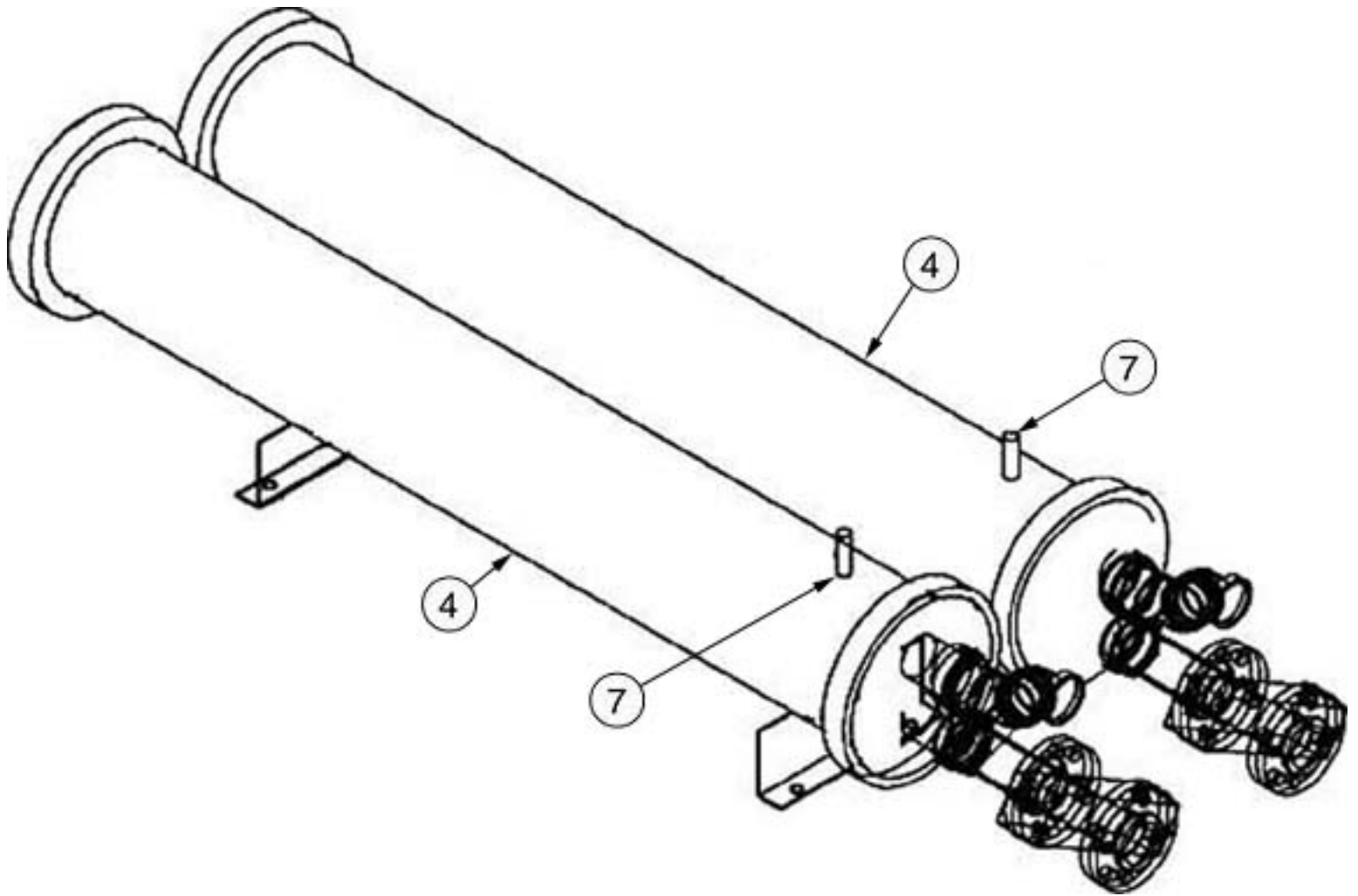




8.40 Condenser Assembly Section

			110G	116G						
			111G	121G						
			114A	125A						
CONDENSER ASSEMBLY - WATER COOLED			72G	115A	130A	192G	240G	363G		
			75A	127W	138W	199A	245A	380A		
Part Description	Part #	Volts	86W	128W	143W	219W	267W	412W	Figure #	RSP
CONDENSER SHL&TUBE 300# CU	J-002H	ALL					2		32-4	C
USED ON STANDARD PRESSURE UNITS.										
CONDENSER SHL&TUBE 300# CU	J-004H	ALL				2			32-4	C
CONDENSER SHL&TUBE 300# CU	J-009H	ALL	2	2	2				32-4	C
CONDENSER SHL&TUBE 300# CU	J-011H	ALL					2	2	32-4	C
USED ON HIGH PRESSURE UNITS.										
VALVE RELIEF 400#1/4MPTX3/8FLR	P-2830	ALL	2						32-7	B
VALVE RELIEF 440#1/4NPTX3/8FLR	168198P1	ALL		2	2	2	2		32-7	B

			110G	116G						
			111G	121G						
			114A	125A						
CONDENSER ASSEMBLY - GLYCOL OR GLYCOOL COOLED			72G	115A	130A	192G	240G	363G		
			75A	127W	138W	199A	245A	380A		
Part Description	Part #	Volts	86W	128W	143W	219W	267W	412W	Figure #	RSP
CONDENSER SHL&TUBE 300# CU	125685P2	ALL						2	32-4	C
CONDENSER SHL&TUBE 300# CU	J-002H	ALL				2			32-4	C
CONDENSER SHL&TUBE 300# CU	J-004H	ALL		2	2				32-4	C
CONDENSER SHL&TUBE 300# CU	J-009H	ALL	2						32-4	C
CONDENSER SHL&TUBE 300# CU	J-011H	ALL					2	2	32-4	C
VALVE RELIEF 400#1/4MPTX3/8FLR	P-2830	ALL	2	2				2	32-7	B
VALVE RELIEF 440#1/4NPTX3/8FLR	168198P1	ALL	2	2	2	2	2	2	32-7	B



9.10 Front Return Filter Section

MODEL NUMBERS 72 TO 143

Part Description	Part #	Volts								Figure #	RSP
			72G 75A 86W	110G 111G 114A	116G 121G 125A	130A 138W 143W	192G 199A 219W	240G 245A 267W	363G 380A 412W		
FILTER 2" 20.0X16.0 20%	A-0370	ALL	3	3	3					33-1	A
FILTER 2" 20.0X25.0 20%	A-0360	ALL	3	3	3					33-1	A
FILTER 4" 16.0X20.0 20% ASHRAE	A-0330	ALL	3	3	3					33-5	A
FILTER 4" 16.0X20.0 30% ASHRAE	A-0410	ALL	3	3	3					33-5	A
FILTER 4" 16.0X20.0 45%	1A17806P3	ALL	3	3	3					33-5	A
FILTER 4" 16.0X20.0 60-65%	131042P4	ALL	3	3	3					33-5	A
FILTER 4" 16.0X20.0 80%	129633P5	ALL	3	3	3					33-5	A
FILTER 4" 16.0X20.0 90-95%	132921P3	ALL	3	3	3					33-5	A
FILTER 4" 20.0X25.0 45%	1A17806P2	ALL	1	1	1					33-5	A
FILTER 4" 25.0X20.0 20% ASHRAE	A-0320	ALL	1	1	1					33-5	A
FILTER 4" 25.0X20.0 30% ASHRAE	A-0400	ALL	1	1	1					33-5	A
FILTER 4" 25.0X20.0 60-65%	131042P1	ALL	1	1	1					33-5	A
FILTER 4" 25.0X20.0 80%	129633P4	ALL	1	1	1					33-5	A
FILTER 4" 25.0X20.0 90-95%	132921P2	ALL	1	1	1					33-5	A

MODEL NUMBERS 192 TO 267

Part Description	Part #	Volts								Figure #	RSP
			72G 75A 86W	110G 111G 114A	116G 121G 125A	130A 138W 143W	192G 199A 219W	240G 245A 267W	363G 380A 412W		
FILTER 4" 24.0X24.0 80% ASHRAE	129633P6	ALL					4	4		34-4	A
FILTER 2" 24.0X24.0 20%	A-0350	ALL					4	4		34-1	A
FILTER 4" 24.0X24.0 20%	A-0010	ALL					4	4		33-5	A
FILTER 4" 24.0X24.0 30% ASHRAE	A-0380	ALL					4	4		33-5	A
FILTER 4" 24.0X24.0 45% ASHRAE	1A17806P6	ALL					4	4		33-5	A
FILTER 4" 24.0X24.0 60-65%	131042P2	ALL					4	4		34-4	A
FILTER 4" 24.0X24.0 90-95%	132921P4	ALL					4	4		34-4	A

MODEL NUMBERS 363 TO 412

110G 116G
 111G 121G
 114A 125A
 72G 115A 130A 192G 240G 363G
 75A 127W 138W 199A 245A 380A
 86W 128W 143W 219W 267W 412W

Part Description	Part #	Volts							Figure #	RSP
FILTER 2" 24.0X24.0 20%	A-0350	ALL						5	34-1	A
FILTER 4" 24.0X24.0 20%	A-0010	ALL						5	33-5	A
FILTER 4" 24.0X24.0 30% ASHRAE	A-0380	ALL						5	33-5	A
FILTER 4" 24.0X24.0 45% ASHRAE	1A17806P6	ALL						5	33-5	A
FILTER 4" 24.0X24.0 60-65%	131042P2	ALL						5	34-4	A
FILTER 4" 24.0X24.0 80% ASHRAE	129633P6	ALL						5	34-4	A
FILTER 4" 24.0X24.0 90-95%	132921P4	ALL						5	34-4	A

9.20 Rear Return Filter Section

MODEL NUMBERS 72 TO 143

Part Description	Part #	Volts								Figure #	RSP
			72G 75A 86W	115A 127W 128W	130A 138W 143W	192G 199A 219W	240G 245A 267W	363G 380A 412W			
FILTER 2" 20.0X16.0 20%	A-0370	ALL	3	3	3				33-1	A	
FILTER 2" 20.0X25.0 20%	A-0360	ALL	1	1	1				33-1	A	
FILTER 4" 16.0X20.0 20% ASHRAE	A-0330	ALL	3	3	3				33-5	A	
FILTER 4" 16.0X20.0 30% ASHRAE	A-0410	ALL	3	3	3				33-5	A	
FILTER 4" 16.0X20.0 45%	1A17806P3	ALL	3	3	3				33-5	A	
FILTER 4" 16.0X20.0 60-65%	131042P4	ALL	3	3	3				33-5	A	
FILTER 4" 16.0X20.0 80%	129633P5	ALL	3	3	3				33-5	A	
FILTER 4" 16.0X20.0 90-95%	132921P3	ALL	3	3	3				33-5	A	
FILTER 4" 20.0X25.0 45%	1A17806P2	ALL	1	1	1				33-5	A	
FILTER 4" 25.0X20.0 20% ASHRAE	A-0320	ALL	1	1	1				33-5	A	
FILTER 4" 25.0X20.0 30% ASHRAE	A-0400	ALL	1	1	1				33-5	A	
FILTER 4" 25.0X20.0 60-65%	131042P1	ALL	1	1	1				33-5	A	
FILTER 4" 25.0X20.0 80%	129633P4	ALL	1	1	1				33-5	A	
FILTER 4" 25.0X20.0 90-95%	132921P2	ALL	1	1	1				33-5	A	

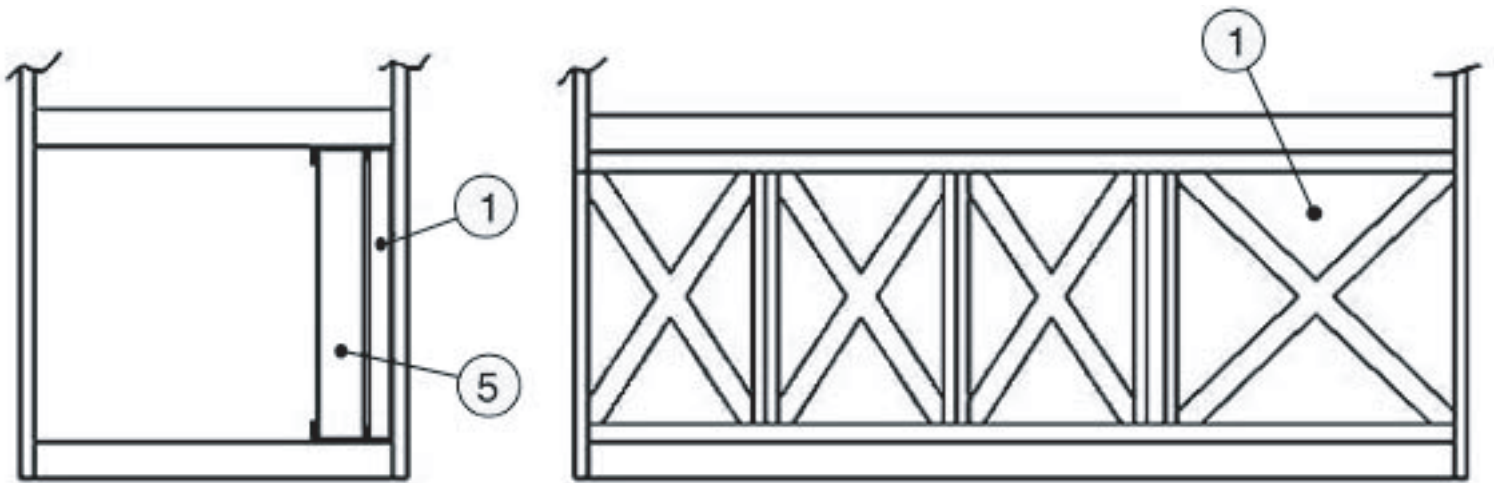
MODEL NUMBERS 192 TO 267

Part Description	Part #	Volts								Figure #	RSP
			72G 75A 86W	115A 127W 128W	130A 138W 143W	192G 199A 219W	240G 245A 267W	363G 380A 412W			
FILTER 2" 24.0X24.0 20%	A-0350	ALL				4	4		34-1	A	
FILTER 4" 24.0X24.0 20%	A-0010	ALL				4	4		33-5	A	
FILTER 4" 24.0X24.0 30% ASHRAE	A-0380	ALL				4	4		33-5	A	
FILTER 4" 24.0X24.0 45% ASHRAE	1A17806P6	ALL				4	4		33-5	A	
FILTER 4" 24.0X24.0 60-65%	131042P2	ALL				4	4		34-4	A	
FILTER 4" 24.0X24.0 80% ASHRAE	129633P6	ALL				4	4		34-4	A	
FILTER 4" 24.0X24.0 90-95%	132921P4	ALL				4	4		34-4	A	

MODEL NUMBERS 363 TO 412

110G 116G
 111G 121G
 114A 125A
 72G 115A 130A 192G 240G 363G
 75A 127W 138W 199A 245A 380A
 86W 128W 143W 219W 267W 412W

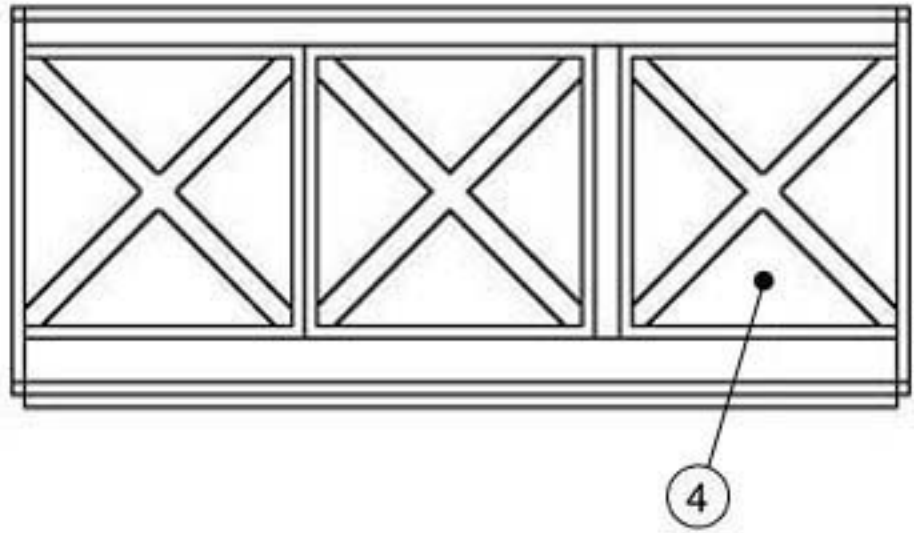
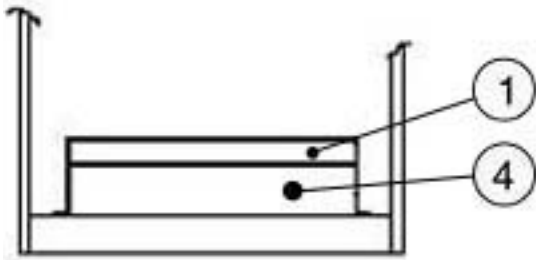
Part Description	Part #	Volts							Figure #	RSP
FILTER 2" 24.0X24.0 20%	A-0350	ALL						5	34-1	A
FILTER 4" 24.0X24.0 20%	A-0010	ALL						5	33-5	A
FILTER 4" 24.0X24.0 30% ASHRAE	A-0380	ALL						5	33-5	A
FILTER 4" 24.0X24.0 45% ASHRAE	1A17806P6	ALL						5	33-5	A
FILTER 4" 24.0X24.0 60-65%	131042P2	ALL						5	34-4	A
FILTER 4" 24.0X24.0 80% ASHRAE	129633P6	ALL						5	34-4	A
FILTER 4" 24.0X24.0 90-95%	132921P4	ALL						5	34-4	A



9.30 Bottom Return Filter Section

Part Description	Part #	Volts							Figure #	RSP
			72G 75A 86W	115A 127W 128W	130A 138W 143W	192G 199A 219W	240G 245A 267W	363G 380A 412W		
FILTER 2" 24.0X24.0 20%	A-0350	ALL	3	3	3				34-1	A
FILTER 4" 24.0X24.0 20%	A-0010	ALL	3	3	3				34-4	A
FILTER 4" 24.0X24.0 30% ASHRAE	A-0380	ALL	3	3	3				34-4	A
FILTER 4" 24.0X24.0 45% ASHRAE	1A17806P6	ALL	3	3	3				34-4	A
FILTER 4" 24.0X24.0 60-65%	131042P2	ALL	3	3	3				34-4	A
FILTER 4" 24.0X24.0 80% ASHRAE	129633P6	ALL	3	3	3				34-4	A
FILTER 4" 24.0X24.0 90-95%	132921P4	ALL	3	3	3				34-4	A

Part Description	Part #	Volts							Figure #	RSP
			72G 75A 86W	115A 127W 128W	130A 138W 143W	192G 199A 219W	240G 245A 267W	363G 380A 412W		
FILTER 2" 24.0X24.0 20%	A-0350	ALL				4	4		33-1	A
FILTER 4" 24.0X24.0 20%	A-0010	ALL				4	4		33-5	A
FILTER 4" 24.0X24.0 30% ASHRAE	A-0380	ALL				4	4		33-5	A
FILTER 4" 24.0X24.0 45% ASHRAE	1A17806P6	ALL				4	4		33-5	A
FILTER 4" 24.0X24.0 60-65%	131042P2	ALL				4	4		33-1	A
FILTER 4" 24.0X24.0 80% ASHRAE	129633P6	ALL				4	4		33-1	A
FILTER 4" 24.0X24.0 90-95%	132921P4	ALL				4	4		33-1	A



10.10 Klockner-Moeller Locking Disconnect Section

Part Description	Part #	Volts	KLOCKNER-MOELLER DISCONNECT OPTION							Figure #	RSP
			72G 75A 86W	110G 111G 114A	116G 121G 125A	130A 138W 143W	192G 199A 219W	240G 245A 267W	363G 380A 412W		
ACCNT 72" 00/15 K/M	1D16721G14	ALL	1	1	1					35-5	
ACCNT 72" 00/15 K/M	1D16721G39	ALL	1	1	1					35-5	
ACCNT 97" 00/15 K/M	1D16721G16	ALL				1	1			35-5	
ACCNT 97" 00/15 K/M	1D16721G29	ALL					1	1		35-5	
ACCNT 97" 00/15 K/M	1D16721G38	ALL				1	1			35-5	
BEZEL S3 ON/OFF/DISC	S-6210	ALL	1	1	1	1	1	1		35-19	
COLLAR LKG DISC W/2 SCREWS KM	1C18354P1	208//575-3-60Hz	1	1	1	1	1	1		35-30	
HANDLE DISC SWT/FACEPLATE K/M	1C18352P1	ALL	1	1	1	1	1	1		35-30	
PLATE DISC K/M	1C18707P1	ALL	1	1	1	1	1	1		35-28	
PLATE DISC MTG HANDLE	124597P1	ALL	1	1	1	1	1			35-30	
PULL BAR RIGHT/LEFT	1C13815P1	ALL	2	2	2	2	2	1		35-1	
SHAFT EXTENSION K/M DISC SWT	1A18353P1	ALL	1	1	1	1	1	1		35-30	
TRIM ALUM ACCENT	T-0220	ALL	1	1	1					35-20	
TRIM ALUM ACCENT	T-0240	ALL				1	1	1		35-20	

10.20 General Electric Locking Disconnect Section

Part Description	Part #	Volts	GENERAL ELECTRIC LOCKING DISCONNECT OPTION							Figure #	RSP
			72G 75A 86W	110G 111G 114A	116G 121G 125A	130A 138W 143W	192G 199A 219W	240G 245A 267W	363G 380A 412W		
ACCNT 72" 00/15 LOK	1D16721G1	ALL	1	1	1					35-5	
ACCNT 97" 00/15 LOK	1D16721G3	ALL				1	1			35-5	
ACCNT 97" V LKG SM/AM	1D16721G28	ALL						1		35-5	
BEZEL S3 ON/OFF/DISC	S-6210	ALL	1	1	1	1	1	1		35-19	
PLATE LOCKING DISC 6//22T	F30-0030	ALL	1	1	1	1	1	1		35-17	
PULL BAR RIGHT/LEFT	1C13815P1	ALL	2	2	2	2	2	1		35-1	
TRIM ALUM ACCENT	T-0220	ALL	1	1	1					35-20	
TRIM ALUM ACCENT	T-0240	ALL				1	1	1		35-20	

10.30 General Electric Non-Locking Disconnect Section

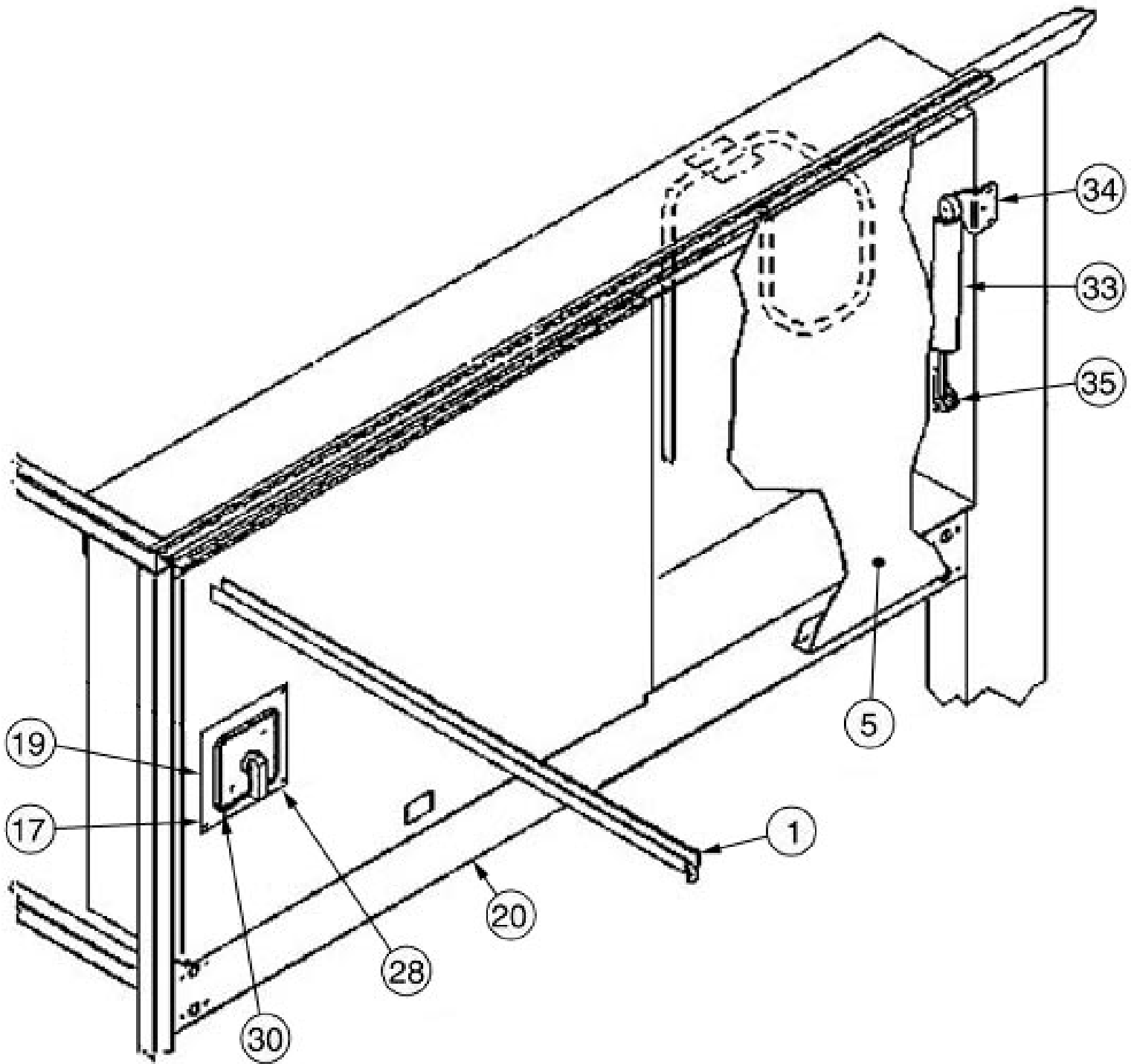
Part Description	Part #	Volts								Figure #	RSP												
			72G	75A	86W	110G	111G	114A	116G			121G	125A	130A	138W	143W	192G	199A	219W	240G	245A	267W	363G
ACCNT 72" 00/15 N/L	1D16721G4	ALL	1			1																35-5	
ACCNT 97" 00/15 N/L	1D16721G6	ALL											1			1						35-5	
ACCNT 97" V NLKG SM/AM	1D16721G27	ALL														1		1				35-5	
BEZEL S3 ON/OFF/DISC	S-6210	ALL	1			1						1			1		1				1	35-19	
PLATE NON LOCKING DISC 6//22T	F30-0040	ALL	1			1						1			1		1				1	35-17	
PULL BAR RIGHT/LEFT	1C13815P1	ALL	2			2						2			2		2				1	35-1	
TRIM ALUM ACCENT	T-0220	ALL	1			1																35-20	
TRIM ALUM ACCENT	T-0240	ALL													1		1				1	35-20	

10.40 No Disconnect Section

Part Description	Part #	Volts								Figure #	RSP												
			72G	75A	86W	110G	111G	114A	116G			121G	125A	130A	138W	143W	192G	199A	219W	240G	245A	267W	363G
ACCNT 72" 00/15	1D16721G7	ALL	1			1																35-5	
ACCNT 97" 00/15	1D16721G9	ALL												1		1						35-5	
ACCNT 97" V NO DISC SM/AM	1D16721G26	ALL														1		1				35-5	
COVER DISCONNECT BLANK-OFF	F02-9570	ALL	1			1						1			1		1				1	35-17	
PULL BAR RIGHT/LEFT	1C13815P1	ALL	2			2						2			2		2				1	35-1	
TRIM ALUM ACCENT	T-0220	ALL	1			1																35-20	
TRIM ALUM ACCENT	T-0240	ALL													1		1				1	35-20	

10.45 Gas Struts for Models 363//412

Part Description	Part #	Volts								Figure #	RSP												
			72G	75A	86W	110G	111G	114A	116G			121G	125A	130A	138W	143W	192G	199A	219W	240G	245A	267W	363G
BRKT MTG GAS CYLINDER 30T V	1B29146P2	ALL																			1	35-31	
BRKT MTG GAS CYLINDER 30T V	1B29146P3	ALL																			1	35-35	
CYLINDER GAS SUPPORT 30T V	1B29146P1	ALL																			1	35-33	C



10.50 72" Frame-Exterior Panel Section - Front Return

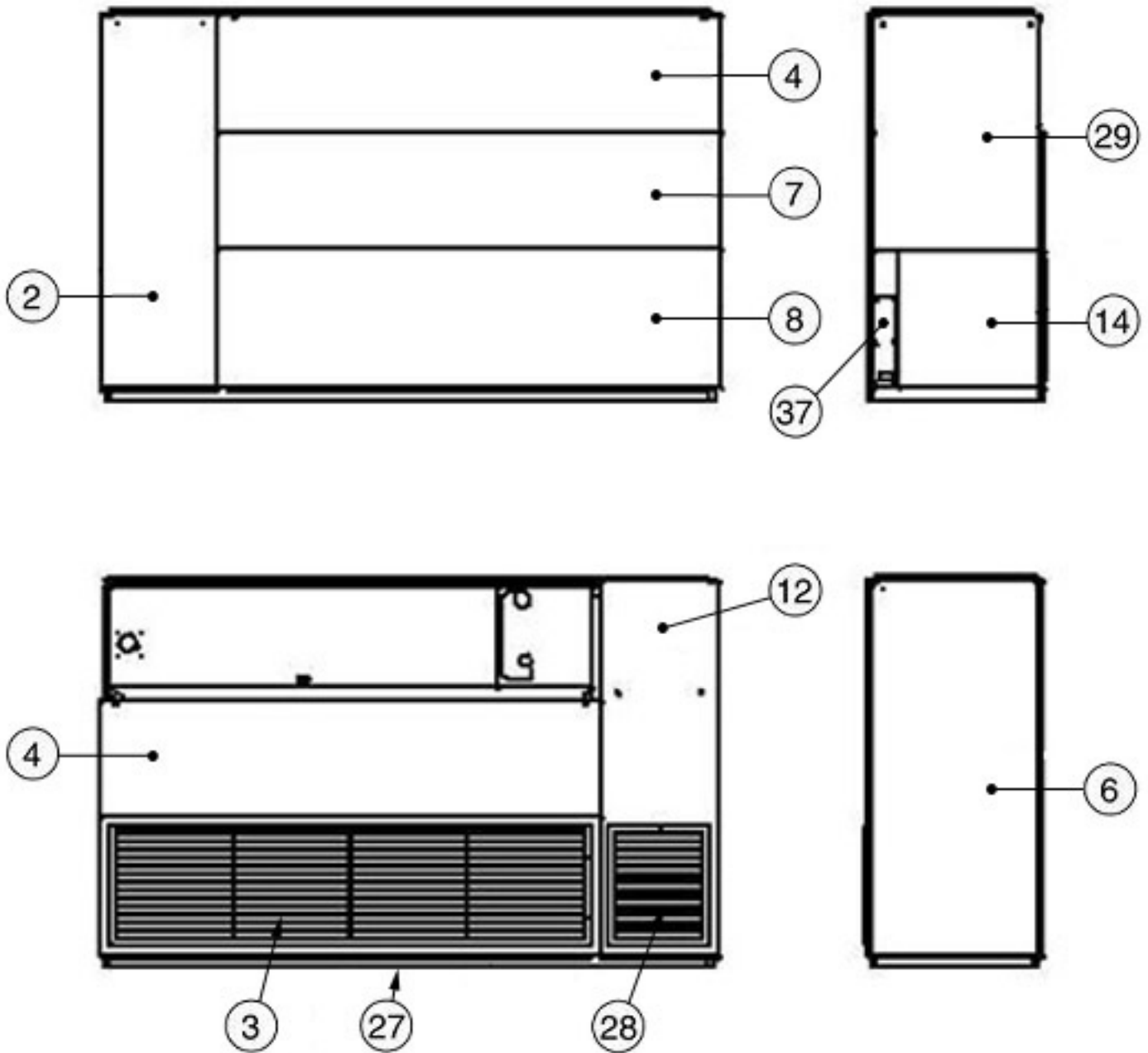
Part Description	Part #	Volts								Figure #	RSP												
			72G	75A	86W	110G	111G	114A	115A			127W	128W	130A	138W	143W	192G	199A	219W	240G	245A	267W	363G
BOTTOM PANEL DOOR COVER	1C19014P1	ALL	1	1	1																	36-37	
GRILL RTN AIR 68X20 WG	1C19065P3	ALL	1	1	1																	36-3	
PANEL EXT END- BTM COMP END	1D19013G1	ALL	1	1	1																	36-14	
PANEL EXT END- LEFT/RIGHT	1C21770P2	ALL	1	1	1																	36-6	
PANEL EXT END-TOP COMP END	F02-1150	ALL	1	1	1																	36-29	
PANEL EXT FR-BTM RR-BTM W/OPNG	F02-7140	ALL	1	1	1																	36-27	
PANEL EXT FR-BTM RR-MDL&BTM	F02-7080	ALL	2	2	2																	36-7	
PANEL EXT FR-MDL RR-TOP	F02-7110	ALL	2	2	2																	36-4	

Part Description	Part #	Volts								Figure #	RSP												
			72G	75A	86W	110G	111G	114A	115A			127W	128W	130A	138W	143W	192G	199A	219W	240G	245A	267W	363G
BOTTOM PANEL DOOR COVER	1C19014P1	ALL	1	1	1																	36-37	
GRILL RTN AIR 68X20 WG	1C19065P3	ALL	1	1	1																	36-3	
PANEL EXT END- BTM COMP END	1D32267G2	ALL	1	1	1																	36-14	
PANEL EXT END- LEFT/RIGHT 16GA	1D32359P9	ALL	1	1	1																	36-6	
PANEL EXT END-TOP COMP END 16G	1C32360G4	ALL	1	1	1																	36-29	
PANEL EXT FR-BTM RR-BTM W/OPNG	1D32262P2	ALL	1	1	1																	36-27	
PANEL EXT FR-BTM RR-MDL&BTM SP	1D28980P1	ALL	2	2	2																	36-7	
PANEL EXT FR-MDL RR-TOP SPCL	1D28982P1	ALL	2	2	2																	36-4	

10.55 72" Frame-Exterior Panel Section - Rear Return

Part Description	Part #	Volts							Figure #	RSP
			72G	115A	130A	192G	240G	363G		
BOTTOM PANEL DOOR COVER	1C19014P1	ALL	1	1	1				36-37	
PANEL EXT END- BTM COMP END	1D19013G1	ALL	1	1	1				36-14	
PANEL EXT END- LEFT/RIGHT	1C21770P2	ALL	1	1	1				36-6	
PANEL EXT END-TOP COMP END	F02-1150	ALL	1	1	1				36-29	
PANEL EXT FR-BTM RR-BTM W/OPNG	F02-7140	ALL	1	1	1				36-27	
PANEL EXT FR-BTM RR-MDL&BTM	F02-7080	ALL	2	2	2				36-7	
PANEL EXT FR-MDL RR-TOP	F02-7110	ALL	2	2	2				36-4	

Part Description	Part #	Volts							Figure #	RSP
			72G	115A	130A	192G	240G	363G		
BOTTOM PANEL DOOR COVER	1C19014P1	ALL	1	1	1				36-37	
PANEL EXT END- BTM COMP END	1D32267G2	ALL	1	1	1				36-14	
PANEL EXT END- LEFT/RIGHT 16GA	1D32359P9	ALL	1	1	1				36-6	
PANEL EXT END-TOP COMP END 16G	1C32360G4	ALL	1	1	1				36-29	
PANEL EXT FR-BTM RR-BTM W/OPNG	1D32262P2	ALL	1	1	1				36-27	
PANEL EXT FR-BTM RR-MDL&BTM SP	1D28980P1	ALL	2	2	2				36-7	
PANEL EXT FR-MDL RR-TOP SPCL	1D28982P1	ALL	2	2	2				36-4	



10.60 72" Frame-Exterior Panel Section - Bottom Return

Part Description	Part #	Volts							Figure #	RSP
			72G	115A	130A	192G	240G	363G		
BOTTOM PANEL DOOR COVER	1C19014P1	ALL	1	1	1				36-37	
PANEL EXT END- BTM COMP END	1D19013G1	ALL	1	1	1				36-14	
PANEL EXT END- LEFT/RIGHT	1C21770P2	ALL	1	1	1				36-6	
PANEL EXT END-TOP COMP END	F02-1150	ALL	1	1	1				36-29	
PANEL EXT FR-BTM RR-MDL&BTM	F02-7080	ALL	3	3	3				36-7	
PANEL EXT FR-MDL RR-TOP	F02-7110	ALL	2	2	2				36-4	

Part Description	Part #	Volts							Figure #	RSP
			72G	115A	130A	192G	240G	363G		
BOTTOM PANEL DOOR COVER	1C19014P1	ALL	1	1	1				36-37	
PANEL EXT END- BTM COMP END	1D32267G2	ALL	1	1	1				36-14	
PANEL EXT END- LEFT/RIGHT 16GA	1D32359P9	ALL	1	1	1				36-6	
PANEL EXT END-TOP COMP END 16G	1C32360G4	ALL	1	1	1				36-29	
PANEL EXT FR-BTM RR-MDL&BTM SP	1D28980P1	ALL	3	3	3				36-7	
PANEL EXT FR-MDL RR-TOP SPCL	1D28982P1	ALL	2	2	2				36-4	

10.65 97" Frame-Exterior Panel Section - Front Return

Part Description	Part #	Volts							Figure #	RSP								
			72G	75A	86W	115A	127W	138W			130A	192G	199A	219W	240G	245A	267W	363G
BOTTOM PANEL DOOR COVER	1C19014P1	ALL									1	1					36-37	
GRILL RTN AIR 93X22	160010P1	ALL									1	1					36-3	
PANEL EXT BTM REAR 76"	160009P1	ALL									1	1					36-8	
PANEL EXT BTM W/OPNG76"	160006P1	ALL									1	1					36-27	
PANEL EXT END BTM COMP END 76"	1D19013G3	ALL									1	1					36-14	
PANEL EXT END-LEFT/RIGHT 76"	160004P1	ALL									1	1					36-6	
PANEL EXT END-TOP COMP END	F02-1150	ALL									1	1					36-29	
PANEL EXT FR-BTM RR-MDL&BTM	F02-7100	ALL									1	1					36-7	
PANEL EXT FR-MDL RR-TOP	F02-7130	ALL									2	2					36-4	

Part Description	Part #	Volts							Figure #	RSP								
			72G	75A	86W	115A	127W	138W			130A	192G	199A	219W	240G	245A	267W	363G
BOTTOM PANEL DOOR COVER	1C19014P1	ALL									1	1					36-37	
GRILL RTN AIR 93X22	160010P1	ALL									1	1					36-3	
PANEL EXT BTM REAR 76" 16GA	160009P2	ALL									1	1					36-8	
PANEL EXT BTM W/OPNG76" 16GA	160006P2	ALL									1	1					36-27	
PANEL EXT END BTM COMP END 76"	1D19013G4	ALL									1	1					36-14	
PANEL EXT END-LFT/RGT 76" 16GA	160004P2	ALL									1	1					36-6	
PANEL EXT END-TOP COMP END 16G	1C32360G4	ALL									1	1					36-29	
PANEL EXT FR-BTM RR-MDL&BTM	1D28980P3	ALL									1	1					36-7	
PANEL EXT FR-MDL RR-TOP	1D28982P3	ALL									2	2					36-4	

10.70 97" Frame-Exterior Panel Section - Rear Return

Part Description	Part #	Volts							Figure #	RSP
			72G	115A	130A	192G	240G	363G		
BOTTOM PANEL DOOR COVER	1C19014P1	ALL				1	1		36-37	
PANEL EXT BTM REAR 76"	160009P1	ALL				1	1		36-8	
PANEL EXT BTM W/OPNG76"	160006P1	ALL				1	1		36-27	
PANEL EXT END BTM COMP END 76"	1D19013G3	ALL				1	1		36-14	
PANEL EXT END-LEFT/RIGHT 76"	160004P1	ALL				1	1		36-6	
PANEL EXT END-TOP COMP END	F02-1150	ALL				1	1		36-29	
PANEL EXT FR-BTM RR-MDL&BTM	F02-7100	ALL				1	1		36-7	
PANEL EXT FR-MDL RR-TOP	F02-7130	ALL				2	2		36-4	

Part Description	Part #	Volts							Figure #	RSP
			72G	115A	130A	192G	240G	363G		
BOTTOM PANEL DOOR COVER	1C19014P1	ALL				1	1		36-37	
PANEL EXT BTM REAR 76" 16GA	160009P2	ALL				1	1		36-8	
PANEL EXT BTM W/OPNG76" 16GA	160006P2	ALL				1	1		36-27	
PANEL EXT END BTM COMP END 76"	1D19013G4	ALL				1	1		36-14	
PANEL EXT END-LFT/RGT 76" 16GA	160004P2	ALL				1	1		36-6	
PANEL EXT END-TOP COMP END 16G	1C32360G4	ALL				1	1		36-29	
PANEL EXT FR-BTM RR-MDL&BTM	1D28980P3	ALL				1	1		36-7	
PANEL EXT FR-MDL RR-TOP	1D28982P3	ALL				2	2		36-4	

10.75 97" Frame-Exterior Panel Section - Bottom Return

Part Description	Part #	Volts							Figure #	RSP															
			72G	75A	86W	110G	111G	114A			115A	127W	128W	130A	138W	143W	192G	199A	219W	240G	245A	267W	363G	380A	412W
BOTTOM PANEL DOOR COVER	1C19014P1	ALL														1	1							36-37	
PANEL EXT BTM REAR 76"	160009P1	ALL														2	2							36-8	
PANEL EXT END BTM COMP END 76"	1D19013G3	ALL														1	1							36-14	
PANEL EXT END-LEFT/RIGHT 76"	160004P1	ALL														1	1							36-6	
PANEL EXT END-TOP COMP END	F02-1150	ALL														1	1							36-29	
PANEL EXT FR-BTM RR-MDL&BTM	F02-7100	ALL														1	1							36-7	
PANEL EXT FR-MDL RR-TOP	F02-7130	ALL														2	2							36-4	

Part Description	Part #	Volts							Figure #	RSP															
			72G	75A	86W	110G	111G	114A			115A	127W	128W	130A	138W	143W	192G	199A	219W	240G	245A	267W	363G	380A	412W
BOTTOM PANEL DOOR COVER	1C19014P1	ALL														1	1							36-37	
PANEL EXT BTM REAR 76" 16GA	160009P2	ALL														2	2							36-8	
PANEL EXT END BTM COMP END 76"	1D19013G4	ALL														1	1							36-14	
PANEL EXT END-LFT/RGT 76" 16GA	160004P2	ALL														1	1							36-6	
PANEL EXT END-TOP COMP END 16G	1C32360G4	ALL														1	1							36-29	
PANEL EXT FR-BTM RR-MDL&BTM	1D28980P3	ALL														1	1							36-7	
PANEL EXT FR-MDL RR-TOP	1D28982P3	ALL														2	2							36-4	

10.80 120" Frame-Exterior Panel Section - Front Return

Part Description	Part #	Volts								Figure #	RSP														
			72G	75A	86W	110G	111G	114A	116G			121G	125A	115A	130A	138W	192G	199A	219W	240G	245A	267W	363G	380A	412W
BOTTOM PANEL DOOR COVER	1C19014P1	ALL																					1	36-37	
GRILL RTN AIR 18X22	160011P1	ALL																					1	36-28	
GRILL RTN AIR 93X22	160010P1	ALL																					1	36-3	
PANEL EXT BTM REAR 76"	160009P1	ALL																					1	36-8	
PANEL EXT BTM W/OPNG76"	160006P1	ALL																					1	36-27	
PANEL EXT END BTM COMP END 76"	1D19013G3	ALL																					1	36-14	
PANEL EXT END-LEFT/RIGHT 76"	160004P1	ALL																					1	36-6	
PANEL EXT END-TOP COMP END	F02-1150	ALL																					1	36-29	
PANEL EXT FR-BTM RR-MDL&BTM	F02-7100	ALL																					1	36-7	
PANEL EXT FR-MDL RR-TOP	F02-7130	ALL																					2	36-4	
PANEL VERT FRONT/REAR W/GRILL	163009G1	ALL																					1	36-12	
PANEL VERT REAR 20GA 30T	160019P4	ALL																					1	36-2	

Part Description	Part #	Volts								Figure #	RSP														
			72G	75A	86W	110G	111G	114A	116G			121G	125A	115A	130A	138W	192G	199A	219W	240G	245A	267W	363G	380A	412W
BOTTOM PANEL DOOR COVER	1C19014P1	ALL																					1	36-37	
GRILL RTN AIR 18X22	160011P1	ALL																					1	36-28	
GRILL RTN AIR 93X22	160010P1	ALL																					1	36-3	
PANEL EXT BTM REAR 76" 16GA	160009P2	ALL																					1	36-8	
PANEL EXT BTM W/OPNG76" 16GA	160006P2	ALL																					1	36-27	
PANEL EXT END BTM COMP END 76"	1D19013G4	ALL																					1	36-14	
PANEL EXT END-LFT/RGT 76" 16GA	160004P2	ALL																					1	36-6	
PANEL EXT END-TOP COMP END 16G	1C32360G4	ALL																					1	36-29	
PANEL EXT FR-BTM RR-MDL&BTM	1D28980P3	ALL																					1	36-7	
PANEL EXT FR-MDL RR-TOP	1D28982P3	ALL																					2	36-4	
PANEL VERT FRT 16GA 30T CTR DZ	160020P2	ALL																					1	36-12	
PANEL VERT RR 16GA 30T CTR DZ	160019P5	ALL																					1	36-2	

10.85 120" Frame-Exterior Panel Section - Rear Return

Part Description	Part #	Volts							Figure #	RSP																
			72G	75A	86W	110G	111G	114A			115A	127W	128W	130A	138W	143W	192G	199A	219W	240G	245A	267W	363G	380A	412W	
BOTTOM PANEL DOOR COVER	1C19014P1	ALL																						1	36-37	
GRILL RTN AIR 18X22	160011P1	ALL																						1	36-28	
GRILL RTN AIR 93X22	160010P1	ALL																						1	36-3	
PANEL EXT BTM REAR 76"	160009P1	ALL																						1	36-8	
PANEL EXT BTM W/OPNG76"	160006P1	ALL																						1	36-27	
PANEL EXT END BTM COMP END 76"	1D19013G3	ALL																						1	36-14	
PANEL EXT END-LEFT/RIGHT 76"	160004P1	ALL																						1	36-6	
PANEL EXT END-TOP COMP END	F02-1150	ALL																						1	36-29	
PANEL EXT FR-BTM RR-MDL&BTM	F02-7100	ALL																						1	36-7	
PANEL EXT FR-MDL RR-TOP	F02-7130	ALL																						2	36-4	
PANEL VERT FRONT/REAR W/GRILL	163009G1	ALL																						1	36-12	
PANEL VERT REAR 20GA 30T	160019P4	ALL																						1	36-2	

Part Description	Part #	Volts							Figure #	RSP																
			72G	75A	86W	110G	111G	114A			115A	127W	128W	130A	138W	143W	192G	199A	219W	240G	245A	267W	363G	380A	412W	
BOTTOM PANEL DOOR COVER	1C19014P1	ALL																						1	36-37	
PANEL EXT BTM REAR 76" 16GA	160009P2	ALL																						1	36-8	
PANEL EXT BTM W/OPNG76" 16GA	160006P2	ALL																						1	36-27	
PANEL EXT END BTM COMP END 76"	1D19013G4	ALL																						1	36-14	
PANEL EXT END-LFT/RGT 76" 16GA	160004P2	ALL																						1	36-6	
PANEL EXT END-TOP COMP END 16G	1C32360G4	ALL																						1	36-29	
PANEL EXT FR-BTM RR-MDL&BTM	1D28980P3	ALL																						1	36-7	
PANEL EXT FR-MDL RR-TOP	1D28982P3	ALL																						2	36-4	
PANEL VERT FRT 16GA 30T CTR DZ	160020P2	ALL																						1	36-12	
PANEL VERT RR 16GA 30T CTR DZ	160019P5	ALL																						1	36-2	

RSP Kits - A

Part #	Part Description	Located in Section:
129633P4	FILTER 4" 25.0X20.0 80%	FILTER SECTION
129633P5	FILTER 4" 16.0X20.0 80%	FILTER SECTION
129633P6	FILTER 4" 24.0X24.0 80% ASHRAE	FILTER SECTION
131042P1	FILTER 4" 25.0X20.0 60-65%	FILTER SECTION
131042P2	FILTER 4" 24.0X24.0 60-65%	FILTER SECTION
131042P4	FILTER 4" 16.0X20.0 60-65%	FILTER SECTION
132921P2	FILTER 4" 25.0X20.0 90-95%	FILTER SECTION
132921P3	FILTER 4" 16.0X20.0 90-95%	FILTER SECTION
132921P4	FILTER 4" 24.0X24.0 90-95%	FILTER SECTION
136131P10	BELT BX46	DRIVE PACKAGE ASSEMBLY SECTION
136131P11	BELT BX44	DRIVE PACKAGE ASSEMBLY SECTION
136131P12	BELT BX38	DRIVE PACKAGE ASSEMBLY SECTION
136131P14	BELT BX42	DRIVE PACKAGE ASSEMBLY SECTION
136131P16	BELT BX36	DRIVE PACKAGE ASSEMBLY SECTION
136131P18	BELT BX40	DRIVE PACKAGE ASSEMBLY SECTION
151187P1	LAMP I/R LINEAR/QRTZ 3200W240V	INFRARED HUMIDIFIER SECTION
151187P2	LAMP I/R LINEAR/QRTZ 3200W277V	INFRARED HUMIDIFIER SECTION
153315P1	KIT HUMID TANK 380//480 W/HOSE	STEAM GENERATOR HUMIDIFIER SECTION
153315P2	KIT HUMID TANK 380//480 W/HOSE	STEAM GENERATOR HUMIDIFIER SECTION
A-0010	FILTER 4" 24.0X24.0 20%	FILTER SECTION
A-0320	FILTER 4" 25.0X20.0 20% ASHRAE	FILTER SECTION
A-0330	FILTER 4" 16.0X20.0 20% ASHRAE	FILTER SECTION
A-0350	FILTER 2" 24.0X24.0 20%	FILTER SECTION
A-0360	FILTER 2" 20.0X25.0 20%	FILTER SECTION
A-0370	FILTER 2" 20.0X16.0 20%	FILTER SECTION
A-0380	FILTER 4" 24.0X24.0 30% ASHRAE	FILTER SECTION
A-0400	FILTER 4" 25.0X20.0 30% ASHRAE	FILTER SECTION
A-0410	FILTER 4" 16.0X20.0 30% ASHRAE	FILTER SECTION
B-0550	BELT B-42	DRIVE PACKAGE ASSEMBLY SECTION
B-0570	BELT B-46	DRIVE PACKAGE ASSEMBLY SECTION

Check in the Sections listed for the Quantities required for your Model Unit.

RSP Kits - A (Continued)

B-0580	BELT B-48	DRIVE PACKAGE ASSEMBLY SECTION
B-0600	BELT B-38	DRIVE PACKAGE ASSEMBLY SECTION
B-060A	BELT B-40 VT	DRIVE PACKAGE ASSEMBLY SECTION
B-1490	BELT B-34	DRIVE PACKAGE ASSEMBLY SECTION
B-1680	BELT B-44	DRIVE PACKAGE ASSEMBLY SECTION
B-1690	BELT B-36	DRIVE PACKAGE ASSEMBLY SECTION
H-0020	LAMP I/R LINEAR/QRTZ 1600W240V	INFRARED HUMIDIFIER SECTION
H-002A	LAMP I/R LINEAR/QRTZ 1600W208V	INFRARED HUMIDIFIER SECTION
H-0030	LAMP I/R LINEAR/QRTZ 3800W600V	INFRARED HUMIDIFIER SECTION

RSP Kits - B

Part #	Part Description	Located in Section:
121794P1	SW MANUAL DRAIN HUM(H-TYPE	ELECTRIC PANEL SECTION
123273P1	CONTACTOR 3PL 25/30 NO/NC AUX	ELECTRIC PANEL SECTION
123280P1	CONTACTOR 3PL 30/40 NO/NC AUX	ELECTRIC PANEL SECTION
123281P1	CONTACTOR 3PL 40/50 NO/NC AUX	ELECTRIC PANEL SECTION
123282P1	CONTACTOR 3PL 50/63 NO/NC AUX	ELECTRIC PANEL SECTION
123283P1	CONTACTOR 3PL 65/75 NO/NC AUX	ELECTRIC PANEL SECTION
124501P1	CONTACTOR 3PL 24VCOIL 15/20AMP	ELECTRIC PANEL SECTION
124502P2	PWA SMOKE DET CNTL 24VDC 2CONN	ELECTRIC PANEL SECTION
124503P1	CONTACTOR 3PL 24V 15/20 1NO1NC	ELECTRIC PANEL SECTION
124547P1	OVERLOAD RELAY W/B MNT 32A C-H	ELECTRIC PANEL SECTION
124549P1	HEATER CLASS 10 .384A-.623A C-H	ELECTRIC PANEL SECTION
124549P10	HEATER CLASS 10 7.07A-11.6A C-H	ELECTRIC PANEL SECTION
124549P11	HEATER CLASS 10 9.60A-14.4A C-H	ELECTRIC PANEL SECTION
124549P12	HEATER CLASS 10 14.4A-23.8A C-H	ELECTRIC PANEL SECTION
124549P13	HEATER CLASS 10 18.7A-28.1A C-H	ELECTRIC PANEL SECTION
124549P14	HEATER CLASS 10 23.5A-34.8A C-H	ELECTRIC PANEL SECTION
124549P2	HEATER CLASS 10 .384A-.623A C-H	ELECTRIC PANEL SECTION
124549P3	HEATER CLASS 10 .570A-.924A C-H	ELECTRIC PANEL SECTION
124549P4	HEATER CLASS 10 .846A-1.37A C-H	ELECTRIC PANEL SECTION
124549P5	HEATER CLASS 10 1.28A-2.10A C-H	ELECTRIC PANEL SECTION
124549P6	HEATER CLASS 10 1.92A-3.15A C-H	ELECTRIC PANEL SECTION

Check in the Sections listed for the Quantities required for your Model Unit.

RSP Kits - B (Continued)

124549P7	HEATER CLASS 10 2.30A-3.77A C-H	ELECTRIC PANEL SECTION
124549P8	HEATER CLASS 10 3.38A-5.54A C-H	ELECTRIC PANEL SECTION
124549P9	HEATER CLASS 10 4.96A-8.16A C-H	ELECTRIC PANEL SECTION
125768P1	HEATER CLASS 20 .254-.411A C-H	ELECTRIC PANEL SECTION
125768P10	HEATER CLASS 20 6.75-11.0A C-H	ELECTRIC PANEL SECTION
125768P11	HEATER CLASS 20 9.14-14.0A C-H	ELECTRIC PANEL SECTION
125768P12	HEATER CLASS 20 14.0-22.8A C-H	ELECTRIC PANEL SECTION
125768P13	HEATER CLASS 20 18.7-30.7A C-H	ELECTRIC PANEL SECTION
125768P14	HEATER CLASS 20 23.5-38.5A C-H	ELECTRIC PANEL SECTION
125768P2	HEATER CLASS 20 .375-.607A C-H	ELECTRIC PANEL SECTION
125768P3	HEATER CLASS 20 .560-.907A C-H	ELECTRIC PANEL SECTION
125768P4	HEATER CLASS 20 .814-1.32A C-H	ELECTRIC PANEL SECTION
125768P5	HEATER CLASS 20 1.20-1.96A C-H	ELECTRIC PANEL SECTION
125768P6	HEATER CLASS 20 1.79-2.90A C-H	ELECTRIC PANEL SECTION
125768P7	HEATER CLASS 20 2.15-3.49A C-H	ELECTRIC PANEL SECTION
125768P8	HEATER CLASS 20 3.23-5.23A C-H	ELECTRIC PANEL SECTION
125768P9	HEATER CLASS 20 4.55-7.40A C-H	ELECTRIC PANEL SECTION
128199P1	SW AIR DIFFERENTIAL 2PORTS	ELECTRONICS SECTION
136956P1	CYLINDER SG HUM FULL INTFC	HUMIDIFIER VALVE PLATE SECTION
128752P1	XFMR TORR010 W/MNL SG HUM	HUMIDIFIER VALVE PLATE SECTION
128753P1	VALVE FILL SG HUM W/FTG & SCR	HUMIDIFIER VALVE PLATE SECTION
128754P1	VALVE DRAIN SG HUM W/FTG & HL	HUMIDIFIER VALVE PLATE SECTION
128758P1	PLATE VALVE HARNESS SG HUM	HUMIDIFIER VALVE PLATE SECTION
128759P1	BOOT RUBBER SG HUM TERM COVER	HUMIDIFIER VALVE PLATE SECTION
135409P2	FUSE GLASS 250V 4AMP .25X1.25	ELECTRONICS SECTION
135409P3	FUSE GLASS 250V 6AMP .25X1.25	ELECTRONICS SECTION
135637P2	FUSE KIT QTY 8 4A NON-TD FUSES	ELECTRONICS SECTION
135637P3	FUSE KIT QTY 8 6A NON-TD FUSES	ELECTRONICS SECTION
136132P10	PULLEY 2B5V60	DRIVE PACKAGE ASSEMBLY SECTION
136132P11	PULLEY 2B5V80	DRIVE PACKAGE ASSEMBLY SECTION
136132P5	PULLEY 2B5V90	DRIVE PACKAGE ASSEMBLY SECTION
136132P7	PULLEY 2B5V70	DRIVE PACKAGE ASSEMBLY SECTION
136133P1	BUSHING PULLEY B 1-7/16"DIA	DRIVE PACKAGE ASSEMBLY SECTION

Check in the Sections listed for the Quantities required for your Model Unit.

RSP Kits - B (Continued)

136133P3	BUSHING PULLEY B 1-5/8" DIA	DRIVE PACKAGE ASSEMBLY SECTION
136147P3	SHEAVE 2VP75AX1-5/8	DRIVE PACKAGE ASSEMBLY SECTION
136147P7	SHEAVE 2VP65AX1-5/8	DRIVE PACKAGE ASSEMBLY SECTION
136147P8	SHEAVE 2VP60AX1-5/8	DRIVE PACKAGE ASSEMBLY SECTION
136221P1	CONTACTOR 3P16IND/21RES24/50	ELECTRIC PANEL SECTION
136222P1	CONTACTOR 3P23IND/32RES24/50	ELECTRIC PANEL SECTION
136223P1	CONTACTOR 3P30IND/40RES24	ELECTRIC PANEL SECTION
136224P1	CONTACTOR 3P40IND/55RES24	ELECTRIC PANEL SECTION
136231P1	CONTACTOR 3P16IND21RES24/50AUX	ELECTRIC PANEL SECTION
136232P1	CONTACTOR 3P23IND32RES24/50AUX	ELECTRIC PANEL SECTION
136233P1	CONTACTOR 3P30IND40RES24/50AUX	ELECTRIC PANEL SECTION
136234P1	CONTACTOR 3P40IND55RES24 AUX	ELECTRIC PANEL SECTION
136240P10	CB MCB 2P 240/415V ABBS272-K16	ELECTRIC PANEL SECTION
136240P13	CB MCB 2P 240/415V ABBS272-K32	ELECTRIC PANEL SECTION
136240P14	CB MCB 2P 240/415V ABBS272-K40	ELECTRIC PANEL SECTION
136240P5	CB MCB 2P 240/415V ABBS272-K3	ELECTRIC PANEL SECTION
136241P10	CB MCB 3P 240/415V ABBS273-K16	ELECTRIC PANEL SECTION
136241P11	CB MCB 3P 240/415V ABBS273-K20	ELECTRIC PANEL SECTION
136241P12	CB MCB 3P 240/415V ABBS273-K25	ELECTRIC PANEL SECTION
136241P13	CB MCB 3P 240/415V ABBS273-K32	ELECTRIC PANEL SECTION
136241P14	CB MCB 3P 240/415V ABBS273-K40	ELECTRIC PANEL SECTION
140248P1	RELAY T/D 24V 3MIN ANTICYCLE	ELECTRIC PANEL SECTION
140589P1	SW ROCKER W/INDEP 28VDC LAMP	ELECTRONICS SECTION
148039P1	SENSOR GLYCOL W/PLUG	ELECTRONICS SECTION
149117P1	CONTACTS AUX NO/NC 49ACR6 FRNS	ELECTRIC PANEL SECTION
160067P1	BEARING ROLLER PB 1-7/16"	BLOWER ASSEMBLY SECTION
160069P1	PULLEY 3B5V60 6-1/6.0 DD	DRIVE PACKAGE ASSEMBLY SECTION
160069P2	PULLEY 3B5V70 7-1/7.0 DD	DRIVE PACKAGE ASSEMBLY SECTION
160069P3	PULLEY 3B5V80 8-1/8.0 DD	DRIVE PACKAGE ASSEMBLY SECTION
160069P4	PULLEY 3B5V90 9.1/9.0 DD	DRIVE PACKAGE ASSEMBLY SECTION
160069P5	PULLEY 3B5V64 6.5/6.4 DD	DRIVE PACKAGE ASSEMBLY SECTION
160069P6	PULLEY 3B5V66 6.6/6.7 DD	DRIVE PACKAGE ASSEMBLY SECTION
160158G1	PAN WELDMENT HUMIDIFIER (LONG)	INFRARED HUMIDIFIER SECTION

Check in the Sections listed for the Quantities required for your Model Unit.

RSP Kits - B (Continued)

160158G2	PAN WELDMENT HUMIDIFIER SHORT	INFRARED HUMIDIFIER SECTION
168198P1	VALVE RELIEF 440#1/4NPTX3/8FLR	CONDENSER SECTION
177590P1	FREEZSTAT W/BRKT OPN35FCLS45F	ELECTRIC PANEL SECTION
1A11900P1	HEATER E72	ELECTRIC PANEL SECTION
1A16949P1	BEARING PILLOW BLOCK 1-3/16	BLOWER ASSEMBLY SECTION
1A17806P2	FILTER 4" 20.0X25.0 45%	FILTER SECTION
1A17806P3	FILTER 4" 16.0X20.0 45%	FILTER SECTION
1A17806P6	FILTER 4" 24.0X24.0 45% ASHRAE	FILTER SECTION
1A18660P1	SW LEVEL LIQUID GEMS LS-7	ELECTRIC PANEL SECTION
1A18777P1	HEATER E79	ELECTRIC PANEL SECTION
1A18786P1	RELAY T/D 24V 5SEC	ELECTRIC PANEL SECTION
1A29193P1	HEATER E73	ELECTRIC PANEL SECTION
1A29193P2	HEATER E103	ELECTRIC PANEL SECTION
1A29194P1	HEATER E78	ELECTRIC PANEL SECTION
1A29194P2	HEATER E80	ELECTRIC PANEL SECTION
1A29194P3	HEATER E98	ELECTRIC PANEL SECTION
1A34649P1	SHEAVE 2VP75X 7/8"	DRIVE PACKAGE ASSEMBLY SECTION
1C18003G2	STANDPIPE ASSY W/NUT	INFRARED HUMIDIFIER SECTION
1C18003G3	STANDPIPE ASSY W/O NUT	INFRARED HUMIDIFIER SECTION
1D15059P1	SW PRES LOW 15/35PSI	COMPRESSOR SECTION
1D15060P1	SW PRES HI 360PSI	COMPRESSOR SECTION
1D16206P1	SW PRES LOW 20/65PSI	COMPRESSOR SECTION
4C14431G1	PWA GLYCOL SYSTEM 3	ELECTRONICS SECTION
4C14591G1	PWA DISPLAY LVL00 W/ALARM	ELECTRONICS SECTION
B-0040	BEARING	BLOWER ASSEMBLY SECTION
B-005B	SHEAVE 2VP42X7/8	BLOWER ASSEMBLY SECTION
B-0080	BUSHING PULLEY H 1"DIA	DRIVE PACKAGE ASSEMBLY SECTION
B-0500	SHEAVE 2VP75X1-1/8	DRIVE PACKAGE ASSEMBLY SECTION
B-0530	PULLEY 2BK100H	DRIVE PACKAGE ASSEMBLY SECTION
B-0540	PULLEY 2BK80H	DRIVE PACKAGE ASSEMBLY SECTION
B-054A	PULLEY 2BK70H	DRIVE PACKAGE ASSEMBLY SECTION
B-064A	BEARING PILLOW BLK CI 1-3/16	BLOWER ASSEMBLY SECTION
B-0650	KEY STOCK 1/4X 1-5/16	DRIVE PACKAGE ASSEMBLY SECTION

Check in the Sections listed for the Quantities required for your Model Unit.

RSP Kits - B (Continued)

B-0690	SHEAVE 2VP60X7/8	DRIVE PACKAGE ASSEMBLY SECTION
B-069A	SHEAVE 2VP60X13/8	DRIVE PACKAGE ASSEMBLY SECTION
B-069B	SHEAVE 2VP60X1-1/8	DRIVE PACKAGE ASSEMBLY SECTION
B-0700	PULLEY 2BK110H	DRIVE PACKAGE ASSEMBLY SECTION
B-0870	SHEAVE 2VP75X1-3/8	DRIVE PACKAGE ASSEMBLY SECTION
B-1160	BUSHING PULLEY H 1-3/16"DIA	DRIVE PACKAGE ASSEMBLY SECTION
B-2250	SHEAVE 2VP42X1-1/8	DRIVE PACKAGE ASSEMBLY SECTION
B02-0050	PULLEY 2BK90H	DRIVE PACKAGE ASSEMBLY SECTION
B02-0190	SW AIRFLO SENSING	ELECTRONICS SECTION
E-009F	CONTACTOR 3PL 24VCOIL 30/40AMP	ELECTRIC PANEL SECTION
E-009H	CONTACTOR 3PL 24VCOIL 65/75AMP	ELECTRIC PANEL SECTION
E-0100	CONTACTOR 3PL 24VCOIL 40/50AMP	ELECTRIC PANEL SECTION
E-0110	CONTACTOR 3PL 24VCOIL 25/30AMP	ELECTRIC PANEL SECTION
E-011A	CONTACTOR 2PL 24VCOIL 20/30AMP	ELECTRIC PANEL SECTION
E-011C	CONTACTOR 2PL 24VCOIL 40/50AMP	ELECTRIC PANEL SECTION
E-0130	RELAY 2P2T 24VAC COIL	ELECTRIC PANEL SECTION
E-0830	HEATER E26	ELECTRIC PANEL SECTION
E-0840	HEATER E27	ELECTRIC PANEL SECTION
E-0850	HEATER E28	ELECTRIC PANEL SECTION
E-0860	HEATER E32	ELECTRIC PANEL SECTION
E-0870	HEATER E37	ELECTRIC PANEL SECTION
E-0880	HEATER E38	ELECTRIC PANEL SECTION
E-0890	HEATER E39	ELECTRIC PANEL SECTION
E-0900	HEATER E42	ELECTRIC PANEL SECTION
E-0910	HEATER E44	ELECTRIC PANEL SECTION
E-0920	HEATER E46	ELECTRIC PANEL SECTION
E-0930	HEATER E47	ELECTRIC PANEL SECTION
E-0940	HEATER E48	ELECTRIC PANEL SECTION
E-0950	HEATER E51	ELECTRIC PANEL SECTION
E-095A	HEATER E50	ELECTRIC PANEL SECTION
E-0960	HEATER E52	ELECTRIC PANEL SECTION
E-0970	HEATER E53	ELECTRIC PANEL SECTION
E-0980	HEATER E54	ELECTRIC PANEL SECTION

Check in the Sections listed for the Quantities required for your Model Unit.

RSP Kits - B (Continued)

E-0990	HEATER E55	ELECTRIC PANEL SECTION
E-1000	HEATER E56	ELECTRIC PANEL SECTION
E-1010	HEATER E57	ELECTRIC PANEL SECTION
E-1100	FUSE DUAL ELMNT 600V 30.0AMP	ELECTRIC PANEL SECTION
E-1120	FUSE DUAL ELMNT 250V 90.0AMP	ELECTRIC PANEL SECTION
E-1160	FUSE DUAL ELMNT 250V 60.0AMP	ELECTRIC PANEL SECTION
E-116A	FUSE DUAL ELMNT 250V 70.0AMP	ELECTRIC PANEL SECTION
E-1200	FUSE DUAL ELMNT 250V 35.0AMP	ELECTRIC PANEL SECTION
E-1230	FUSE DUAL ELMNT 250V 20.0AMP	ELECTRIC PANEL SECTION
E-1810	HEATER E49	ELECTRIC PANEL SECTION
E-1830	HEATER E65	ELECTRIC PANEL SECTION
E-183A	HEATER E69	ELECTRIC PANEL SECTION
E-1840	HEATER E29	ELECTRIC PANEL SECTION
E-1850	HEATER E33	ELECTRIC PANEL SECTION
E-1860	HEATER E36	ELECTRIC PANEL SECTION
E-194C	FUSE DUAL ELMNT 600V 01.25AMP	ELECTRIC PANEL SECTION
E-1951	FUSE DUAL ELMNT 600V 02.8AMP	ELECTRIC PANEL SECTION
E-2020	FUSE DUAL ELMNT 600V 20.0AMP	ELECTRIC PANEL SECTION
E-2021	FUSE DUAL ELMNT 600V 35.0AMP	ELECTRIC PANEL SECTION
E-2023	FUSE DUAL ELMNT 600V 40.0AMP	ELECTRIC PANEL SECTION
E-203D	FUSE DUAL ELMNT 250V 02.8AMP	ELECTRIC PANEL SECTION
E-2070	FUSE DUAL ELMNT 250V 15.0AMP	ELECTRIC PANEL SECTION
E-2080	FUSE DUAL ELMNT 250V 25.0AMP	ELECTRIC PANEL SECTION
E-2090	FUSE DUAL ELMNT 250V 30.0AMP	ELECTRIC PANEL SECTION
E-2410	FUSE DUAL ELMNT 600V 15.0AMP	ELECTRIC PANEL SECTION
E-2440	RELAY 3P2T 24VAC 125V MAXLOAD	ELECTRIC PANEL SECTION
E-2500	CONTACTOR 3PL 24VCOIL 50/63AMP	ELECTRIC PANEL SECTION
E-2600	HEATER E24	ELECTRIC PANEL SECTION
E-2610	HEATER E34	ELECTRIC PANEL SECTION
E-2630	RELAY T/D 24V 1P1T 10SEC INT	ELECTRIC PANEL SECTION
E-2650	HEATER E31	ELECTRIC PANEL SECTION
E-2660	HEATER E41	ELECTRIC PANEL SECTION
E-2670	HEATER E60	ELECTRIC PANEL SECTION

Check in the Sections listed for the Quantities required for your Model Unit.

RSP Kits - B (Continued)

E-2680	HEATER E61	ELECTRIC PANEL SECTION
E-2690	HEATER E62	ELECTRIC PANEL SECTION
E-2700	HEATER E67	ELECTRIC PANEL SECTION
E-2730	FUSE DUAL ELMNT 600V 17.5AMP	ELECTRIC PANEL SECTION
E-2740	FUSE DUAL ELMNT 250V 17.5AMP	ELECTRIC PANEL SECTION
E-276C	CB 3.2A BRKT MNT ETA	ELECTRIC PANEL SECTION
E-3050	FUSE DUAL ELMNT 600V 25.0AMP	ELECTRIC PANEL SECTION
E-3060	FUSE DUAL ELMNT 250V 50.0AMP	ELECTRIC PANEL SECTION
E-330B	XFMR 075VA 50/60 400/-24V	ELECTRIC PANEL SECTION
E-3330	HEATER E23	ELECTRIC PANEL SECTION
E-3530	RELAY T/D 24V 2P2T ADJ 90SEC	ELECTRIC PANEL SECTION
E-3810	HEATER E71	ELECTRIC PANEL SECTION
E-3820	HEATER E74	ELECTRIC PANEL SECTION
E-3830	HEATER E76	ELECTRIC PANEL SECTION
E-3840	HEATER E73A	ELECTRIC PANEL SECTION
E-4650	RELAY T/D 24V 2P2T NO 480 SEC	ELECTRIC PANEL SECTION
E-6050	FUSE DUAL ELMNT 250V 45.0AMP	ELECTRIC PANEL SECTION
E-6070	HEATER E77	ELECTRIC PANEL SECTION
E03-0170	RELAY 1P2T 24V 50/60HZ	ELECTRIC PANEL SECTION
E05-3810	FUSE DUAL ELMNT 600V 45.0AMP	ELECTRIC PANEL SECTION
E05-4170	FUSE DUAL ELMNT 600V 50.0AMP	ELECTRIC PANEL SECTION
E05-5220	OVERLOAD TRIBLOCK AMB-COMP 60A	ELECTRIC PANEL SECTION
H-0450	SENSOR SAFETY THOPN-RISE 225F	INFRARED HUMIDIFIER SECTION
P-0020	FILTER/DRIER 1/2ODF SLDR	PIPING SECTION
P-0060	FILTER/DRIER 1/2ODF SLDR	PIPING SECTION
P-0070	VALVE SOLND 1/2ODM X 1/2ODF	PIPING SECTION
P-0080	VALVE SOLND 1/2MXF 24V-50/60	HOT GAS BYPASS PIPING SECTION
P-0180	VALVE BYPASS/DISCH 1/2ODF SLDR	HOT GAS BYPASS PIPING SECTION
P-018A	VALVE BYPASS/DISCH 7/8ODF SLDR	HOT GAS BYPASS PIPING SECTION
P-0190	VALVE BYPASS/DISCH 5/8ODF SLDR	HOT GAS BYPASS PIPING SECTION
P-2830	VALVE RELIEF 400#1/4MPTX3/8FLR	CONDENSER SECTION
P-2870	VALVE SOLND 5/8MXF 24V-50/60	PIPING SECTION
P-287A	VALVE SOLND 7/8FXM 24V-50/60	PIPING SECTION

Check in the Sections listed for the Quantities required for your Model Unit.

RSP Kits - B (Continued)

P-2890	FILTER/DRIER 5/8ODF SLDR	PIPING SECTION
P-5590	VALVE SOL/STRNR/FLO-REG .5 GPM	INFRARED HUMIDIFIER SECTION
P02-0170	VALVE EXP 1/2X5/8X1/4ODF 60"	COIL SECTION
P02-0180	VALVE EXP 1/2X5/8X1/4ODF 60"	COIL SECTION
P02-0220	VALVE EXP 5/8X1-1/8X1/4ODF 60"	COIL SECTION
R-013A	SAFETY SWT THERM. 125F	REHEAT SECTION
R13-0090	SAFETY SWT THERM 120F TR	INFRARED HUMIDIFIER SECTION

RSP Kits - C

Part #	Part Description	Located in Section:
125425P1	SHAFT BLOWER 30T AWG	BLOWER ASSEMBLY SECTION
125673P1	VALVE H2O REG 3WAY 1-1/2"	CONDENSER SECTION
125680P1	COMP S/HERM 208/230-3-60	COMPRESSOR SECTION
125680P2	COMP S/HERM 460-3-60	COMPRESSOR SECTION
125680P3	COMP S/HERM 575-3-60	COMPRESSOR SECTION
125685P2	CONDENSER SHL&TUBE 300# CU	CONDENSER SECTION
130746P5	SHAFT 24.75 X 1.19	BLOWER ASSEMBLY SECTION
130992P2	VALVE EXP 5/8X1-1/8X1/4ODF 60"	CONDENSER SECTION
131120P2	COMP S/HERM 460-3-60	COMPRESSOR SECTION
131852P1	VALVE H2O REG 2WAY 1" UB	CONDENSER SECTION
131852P2	VALVE H2O REG 2WAY 1-1/4" UB	CONDENSER SECTION
131853P1	VALVE H2O REG 3WAY 1" UB	CONDENSER SECTION
131853P2	VALVE H2O REG 3WAY 1-1/4" UB	CONDENSER SECTION
136175P1	MOTOR 15.0HP 575-3-60 PE	MOTOR ASSEMBLY SECTION
136202P1	XFMR 300VA 460-615/2460	ELECTRIC PANEL SECTION
136203P1	XFMR 400VA 200-240/24V	ELECTRIC PANEL SECTION
136203P2	XFMR 400VA 380-415/2450	ELECTRIC PANEL SECTION
138418P1	VALVE EXP 7.5T 1/2X1-1/8X1/4"	COIL SECTION
139140G1	DISPLAY ASM L15 GRAPHICS	ELECTRONICS SECTION
180116P15	KIT HUMIDIFIER CONTROL BOARD	ELECTRONICS SECTION
140997P1	MOTOR 10.0HP 208/230/460-3-60	MOTOR ASSEMBLY SECTION
140998P1	MOTOR 10.0HP 575-3-60	MOTOR ASSEMBLY SECTION
345366	COMP S/HERM 460 2DD3-0500-TFD	COMPRESSOR SECTION

Check in the Sections listed for the Quantities required for your Model Unit.

RSP Kits - C (Continued)

146006P1	MOTOR 15.0HP 380-3-60	MOTOR ASSEMBLY SECTION
146350P1	MOTOR MOD 24VAC 50/60HZ SML JC	PIPING SECTION
148367P1	HEATER 03.3KW 208V SS 304 S/F	REHEAT SECTION
148367P10	HEATER 05.0KW 575V SS 304 S/F	REHEAT SECTION
148367P16	HEATER 08.3KW 208V SS 304 S/F	REHEAT SECTION
148367P17	HEATER 08.3KW 230V SS 304 S/F	REHEAT SECTION
148367P18	HEATER 08.3KW 400V SS 304 S/F	REHEAT SECTION
148367P19	HEATER 08.3KW 460V SS 304 S/F	REHEAT SECTION
148367P2	HEATER 03.3KW 230V SS 304 S/F	REHEAT SECTION
148367P20	HEATER 08.3KW 575V SS 304 S/F	REHEAT SECTION
148367P21	HEATER 09.5KW 208V SS 304 S/F	REHEAT SECTION
148367P22	HEATER 10.0KW 230V SS 304 S/F	REHEAT SECTION
148367P23	HEATER 10.0KW 400V SS 304 S/F	REHEAT SECTION
148367P24	HEATER 10.0KW 460V SS 304 S/F	REHEAT SECTION
148367P25	HEATER 10.0KW 575V SS 304 S/F	REHEAT SECTION
148367P3	HEATER 03.3KW 400V SS 304 S/F	REHEAT SECTION
148367P4	HEATER 03.3KW 460V SS 304 S/F	REHEAT SECTION
148367P5	HEATER 03.3KW 575V SS 304 S/F	REHEAT SECTION
148367P6	HEATER 05.0KW 208V SS 304 S/F	REHEAT SECTION
148367P7	HEATER 05.0KW 230V SS 304 S/F	REHEAT SECTION
148367P8	HEATER 05.0KW 400V SS 304 S/F	REHEAT SECTION
148367P9	HEATER 05.0KW 460V SS 304 S/F	REHEAT SECTION
149102P1	BASE SMOKE DETECT 702E & 702RE	ELECTRIC PANEL SECTION
149103P1	SENSOR SMOKE DETECTOR PHOTOELE	ELECTRIC PANEL SECTION
151030P1	COMP S/HERM 208/230 2DC3-0500	COMPRESSOR SECTION
151030P2	COMP S/HERM 460 2DC3-0500	COMPRESSOR SECTION
151030P3	COMP S/HERM 575 2DC3-0500	COMPRESSOR SECTION
155671P1	MOTOR 10.0HP 380/3/60	MOTOR ASSEMBLY SECTION
159007P5	VALVE CW3WAY 1-1/2" 250# B/C	PIPING SECTION
159007P6	VALVE CW3WAY 2" 250# B/C	PIPING SECTION
159010P2	VALVE 1-1/2" 3WAY UNION BODY	PIPING SECTION
159010P3	VALVE 2" 3WAY UNION BODY	PIPING SECTION
160023P1	SHAFT TUBULAR FAN	BLOWER ASSEMBLY SECTION

Check in the Sections listed for the Quantities required for your Model Unit.

RSP Kits - C (Continued)

160073P1	MOTOR 20.0HP 208/230/460-3-60	MOTOR ASSEMBLY SECTION
160074P1	MOTOR 20.0HP 380-3-60	MOTOR ASSEMBLY SECTION
160075P1	MOTOR 20.0HP 575-3-60	MOTOR ASSEMBLY SECTION
160076P1	MOTOR 20.0HP 380/415-3-50	MOTOR ASSEMBLY SECTION
160179P1	MOTOR 20.0HP 208-3-60 PEFF	MOTOR ASSEMBLY SECTION
160180P1	MOTOR 20.0HP 230/460-3-60 PEF	MOTOR ASSEMBLY SECTION
160181P1	MOTOR 20.0HP 575-3-60 PE	MOTOR ASSEMBLY SECTION
160285P1	MOTOR 10.0HP 575-3-60 PE	MOTOR ASSEMBLY SECTION
160626P1	MOTOR 1.0HP 208-3-60 PE	MOTOR ASSEMBLY SECTION
160627P1	MOTOR 1.0HP 230/460-3-60 PE	MOTOR ASSEMBLY SECTION
160628P1	MOTOR 1.0HP 575-3-60 PE	MOTOR ASSEMBLY SECTION
160629P1	MOTOR 1.5HP 208-3-60 PE	MOTOR ASSEMBLY SECTION
160630P1	MOTOR 1.5HP 230/460-3-60 PE	MOTOR ASSEMBLY SECTION
160631P1	MOTOR 1.5HP 575-3-60 PE	MOTOR ASSEMBLY SECTION
160632P1	MOTOR 2.0HP 208-3-60 PE	MOTOR ASSEMBLY SECTION
160633P1	MOTOR 2.0HP 230/460-3-60 PE	MOTOR ASSEMBLY SECTION
160634P1	MOTOR 2.0HP 575-3-60 PE	MOTOR ASSEMBLY SECTION
160635P1	MOTOR 3.0HP 575-3-60 PE	MOTOR ASSEMBLY SECTION
160636P1	MOTOR 5.0HP 575-3-60 PE	MOTOR ASSEMBLY SECTION
160995P1	MOTOR 7.5HP 575-3-60 PE	MOTOR ASSEMBLY SECTION
166819G1	DISPLAY ASM AM 4X20 UNIV 24/WH	ELECTRONICS SECTION
171818P4	VALVE H2O REG 3WAY 1" 350#	CONDENSER SECTION
171819P4	VALVE H2O REG 2WAY 1" 350#	CONDENSER SECTION
175023P1	COMP S/HERM 208/230-3-60	COMPRESSOR SECTION
175023P2	COMP S/HERM 460-3-60	COMPRESSOR SECTION
175023P3	COMP S/HERM 575-3-60	COMPRESSOR SECTION
175023P5	COMP S/HERM 380-3-60	COMPRESSOR SECTION
175024P1	COMP S/HERM 208/230-3-60	COMPRESSOR SECTION
175024P2	COMP S/HERM 460-3-60	COMPRESSOR SECTION
175024P3	COMP S/HERM 575-3-60	COMPRESSOR SECTION
1A19271P1	PUMP CONDENSATE 208/230/1/60DF	CONDENSATE PUMP SECTION
1A19271P2	PUMP CONDENSATE 460/1/60DF	CONDENSATE PUMP SECTION
1A22733P1	MOTOR 7.5HP 230/460-3-60 PE	MOTOR ASSEMBLY SECTION

Check in the Sections listed for the Quantities required for your Model Unit.

RSP Kits - C (Continued)

1A22733P2	MOTOR 7.5HP 208-3-60 PE	MOTOR ASSEMBLY SECTION
1A22735P1	MOTOR 10.0HP 230/460-3-60 PE	MOTOR ASSEMBLY SECTION
1A22735P2	MOTOR 10.0HP 208-3-60 PE	MOTOR ASSEMBLY SECTION
1A23547P1	BUSHING PULLEY HX1 7/16 DIA	BLOWER ASSEMBLY SECTION
1A30349P1	MOTOR 3.0HP 230/460-3-60 PE	MOTOR ASSEMBLY SECTION
1A30349P2	MOTOR 3.0HP 208-3-60 PE	MOTOR ASSEMBLY SECTION
1B29146P1	CYLINDER GAS SUPPORT 30T V	ACCENT PANEL SECTION
1C11153P1	SHAFT FAN 1.0DIA X 24.12	BLOWER ASSEMBLY SECTION
1C16603P1	COMP S/HERM 208/230-3-60	COMPRESSOR SECTION
1C16603P2	COMP S/HERM 460-3-60	COMPRESSOR SECTION
1C16603P3	COMP S/HERM 575-3-60	COMPRESSOR SECTION
1C16603P5	COMP S/HERM 380-3-60	COMPRESSOR SECTION
1C16604P1	COMP S/HERM 208/230-3-60	COMPRESSOR SECTION
1C16604P2	COMP S/HERM 460-3-60	COMPRESSOR SECTION
1C16604P3	COMP S/HERM 575-3-60	COMPRESSOR SECTION
1C16604P5	COMP S/HERM 380-3-60	COMPRESSOR SECTION
1C16604P5	COMP S/HERM 380-3-60	COMPRESSOR SECTION
1C16605P1	COMP S/HERM 208/230-3-60	COMPRESSOR SECTION
1C16605P2	COMP S/HERM 460-3-60	COMPRESSOR SECTION
1C16605P3	COMP S/HERM 575-3-60	COMPRESSOR SECTION
1C16605P5	COMP S/HERM 380-3-60	COMPRESSOR SECTION
1C16606P1	COMP S/HERM 208/230-3-60	COMPRESSOR SECTION
1C16606P2	COMP S/HERM 460-3-60	COMPRESSOR SECTION
1C16606P3	COMP S/HERM 575-3-60	COMPRESSOR SECTION
1C16606P5	COMP S/HERM 380-3-60	COMPRESSOR SECTION
1C16777P1	GASKET COMPRESSOR CYL HD UNLOADER	COMPRESSOR SECTION
1C16778P2	COMPRESSOR CYL HD SCT CUTOFF UNLOAD	COMPRESSOR SECTION
1C16987P1	GASKET COMPRESSOR STEM ASSY SUCT HD	COMPRESSOR SECTION
1C16988P1	STEM ASSY COMPRESSOR SUCT HD	COMPRESSOR SECTION
1C18259P1	COMP S/HERM 208/230-3-60	COMPRESSOR SECTION
1C18259P2	COMP S/HERM 460-3-60	COMPRESSOR SECTION
1C18259P3	COMP S/HERM 575-3-60	COMPRESSOR SECTION
1C18351P1	SW DISC 600V 3PL 100A	ELECTRIC PANEL SECTION

Check in the Sections listed for the Quantities required for your Model Unit.

RSP Kits - C (Continued)

1C18351P2	SW DISC 600V 3PL 60A	ELECTRIC PANEL SECTION
1C18809P1	COMP S/HERM 208/230-3-60	COMPRESSOR SECTION
1C18809P2	COMP S/HERM 460-3-60	COMPRESSOR SECTION
1C18809P3	COMP S/HERM 575-3-60	COMPRESSOR SECTION
1C18810P1	COMP S/HERM 208/230-3-60	COMPRESSOR SECTION
1C18810P2	COMP S/HERM 460-3-60	COMPRESSOR SECTION
1C18810P3	COMP S/HERM 575-3-60	COMPRESSOR SECTION
1C18811P1	COMP S/HERM 208/230-3-60	COMPRESSOR SECTION
1C18811P2	COMP S/HERM 460-3-60	COMPRESSOR SECTION
1C18811P3	COMP S/HERM 575-3-60	COMPRESSOR SECTION
1C19034P1	PUMP CONDENSATE 460 W/WIRE	CONDENSATE PUMP SECTION
1C23269P2	COMP S/HERM 400-3-50	COMPRESSOR SECTION
1C23803P4	ACTUATOR 150# NON SPRG RTN	PIPING SECTION
1C23804P1	ACTUATOR LNKG B/C HP .50 LIFT	PIPING SECTION
1C30119P1	SHAFT FAN 1.19DIA X 26.5	BLOWER ASSEMBLY SECTION
1C30169P1	MOTOR 5.0HP 230/460-3-60 PE	MOTOR ASSEMBLY SECTION
1C30169P2	MOTOR 5.0HP 208-3-60 PE	MOTOR ASSEMBLY SECTION
1C32993P1	MOTOR 15.0HP 230/460-3-60 PE	MOTOR ASSEMBLY SECTION
1C32993P2	MOTOR 15.0HP 208-3-60 PE	MOTOR ASSEMBLY SECTION
1D22600P1	COMP S/HERM 208/230-3-60	COMPRESSOR SECTION
1D22600P2	COMP S/HERM 460-3-60	COMPRESSOR SECTION
1D22600P3	COMP S/HERM 575-3-60	COMPRESSOR SECTION
415761G2	PWA UNIVERSAL CONTROL AM	ELECTRONICS SECTION
415761G3	PWA UNIVERSAL CONTROL AG	ELECTRONICS SECTION
4C13121G4	PWA SMT TEMP/HUM GEN EAST SNSR	ELECTRONICS SECTION
4C14651G1	PWA ISO XFMR/FUSE INTF	ELECTRONICS SECTION
4D14331G2	PWA CNTL 00 SM DX	ELECTRONICS SECTION
B-016B	MOTOR 1.0HP 208/230/460-3-60	MOTOR ASSEMBLY SECTION
B-017A	MOTOR 1.0HP 575-3-60	MOTOR ASSEMBLY SECTION
B-019A	MOTOR 1.5HP 208/230/460-3-60	MOTOR ASSEMBLY SECTION
B-020A	MOTOR 1.5HP 575-3-60	MOTOR ASSEMBLY SECTION
B-022A	MOTOR 2.0HP 208/230/460-3-60	MOTOR ASSEMBLY SECTION
B-023A	MOTOR 2.0HP 575-3-60	MOTOR ASSEMBLY SECTION

Check in the Sections listed for the Quantities required for your Model Unit.

RSP Kits - C (Continued)

B-025A	MOTOR 3.0HP 208/230/460-3-60	MOTOR ASSEMBLY SECTION
B-026A	MOTOR 3.0HP 575-3-60	MOTOR ASSEMBLY SECTION
B-028A	MOTOR 5.0HP 208/230/460-3-60	MOTOR ASSEMBLY SECTION
B-029A	MOTOR 5.0HP 575-3-60	MOTOR ASSEMBLY SECTION
B-034A	MOTOR 7.5HP 575-3-60	MOTOR ASSEMBLY SECTION
B-035A	MOTOR 7.5HP 208/230/460-3-60	MOTOR ASSEMBLY SECTION
B-0900	MOTOR 1.0HP 200/380/400-3-50	MOTOR ASSEMBLY SECTION
B-0910	MOTOR 1.5HP 200/380/400-3-50	MOTOR ASSEMBLY SECTION
B-0920	MOTOR 2.0HP 200/380/400-3-50	MOTOR ASSEMBLY SECTION
B-0930	MOTOR 3.0HP 200/380/400-3-50	MOTOR ASSEMBLY SECTION
B-0940	MOTOR 5.0HP 200/380/400-3-50	MOTOR ASSEMBLY SECTION
B-1140	SHAFT TUBULAR FAN	BLOWER ASSEMBLY SECTION
B-1330	MOTOR 7.5HP 200/380/400-3-50	MOTOR ASSEMBLY SECTION
B-1770	MOTOR 2.0HP 230/460-3-60	MOTOR ASSEMBLY SECTION
B-2090	MOTOR 5.0HP 380-3-60 ODP	MOTOR ASSEMBLY SECTION
B-2160	MOTOR 2.0HP 380-3-60	MOTOR ASSEMBLY SECTION
B-2170	MOTOR 7.5HP 380-3-60	MOTOR ASSEMBLY SECTION
B-2200	MOTOR 1.0HP 380-3-60	MOTOR ASSEMBLY SECTION
B-2210	MOTOR 1.5HP 190/380-3-60	MOTOR ASSEMBLY SECTION
B-2220	MOTOR 3.0HP 190/380-3-60	MOTOR ASSEMBLY SECTION
B02-0100	MOTOR 10.0HP 575-3-60	MOTOR ASSEMBLY SECTION
B02-0110	MOTOR 10.0HP 200/380/400-3-50	MOTOR ASSEMBLY SECTION
B02-0130	MOTOR 15.0HP 575-3-60	MOTOR ASSEMBLY SECTION
B02-0140	MOTOR 15.0HP 200/380/400-3-50	MOTOR ASSEMBLY SECTION
B02-0200	SHAFT TUBULAR FAN	BLOWER ASSEMBLY SECTION
B05-0080	MOTOR 15.0HP 208//466-3 0DP	MOTOR ASSEMBLY SECTION
B05-0150	SHAFT TUBULAR FAN 74.00X3.00	BLOWER ASSEMBLY SECTION
B05-0200	BEARING PILLOW BLOCK	BLOWER ASSEMBLY SECTION
C-050A	COMP S/HERM 400/60-3-5/6	COMPRESSOR SECTION
C-050B	COMP S/HERM 200/30-3-5/6	COMPRESSOR SECTION
C-050C	COMP S/HERM 575-3-60 ERF1-0300	COMPRESSOR SECTION
C-050D	COMP S/HERM 208/30-3-5/6	COMPRESSOR SECTION
C-050E	COMP S/HERM 460-3-60	COMPRESSOR SECTION

Check in the Sections listed for the Quantities required for your Model Unit.

RSP Kits - C (Continued)

C-050F	COMP S/HERM 575-3-60	COMPRESSOR SECTION
C-080N	GASKET VALVE COMP SERVICE	PIPING SECTION
C-080T	GASKET VALVE COMP SERVICE	PIPING SECTION
C-0820	CRANKCASE HEATER 480V 75W	COMPRESSOR SECTION
C-0830	CRANKCASE HEATER 575V 75W	COMPRESSOR SECTION
C-087A	GASKET VALVE COMP SERVICE	PIPING SECTION
C-088A	GASKET VALVE COMP SERVICE	PIPING SECTION
C-089A	GASKET VALVE COMP SERVICE	PIPING SECTION
C05-0360	CRANKCASE HEATER PKG NO CARR	COMPRESSOR SECTION
C05-3010	CRANKCASE HEATER 240V 65W	COMPRESSOR SECTION
C05-3020	CRANKCASE HEATER 480V 65W	COMPRESSOR SECTION
C05-3030	CRANKCASE HEATER 550V 65W	COMPRESSOR SECTION
C05-3100	CRANKCASE HEATER 240V 65W	COMPRESSOR SECTION
C05-3110	CRANKCASE HEATER 480V 65W	COMPRESSOR SECTION
C05-3120	CRANKCASE HEATER 600V 65W	COMPRESSOR SECTION
C06-0010	CRANKCASE HEATER 240V 50W	COMPRESSOR SECTION
C06-0020	CRANKCASE HEATER 440//480 50W	COMPRESSOR SECTION
C06-0030	CRANKCASE HEATER 550V 50W	COMPRESSOR SECTION
E-007A	XFMR 075VA 60 230-24	ELECTRIC PANEL SECTION
E-007B	XFMR 075VA 60 460-24	ELECTRIC PANEL SECTION
E-007C	XFMR 075VA 60 575-24	ELECTRIC PANEL SECTION
E-2350	FIRESTAT OPEN ON RISE	ELECTRIC PANEL SECTION
E-2900	SW DISC 240V 3PL 225A	ELECTRIC PANEL SECTION
E02-2880	SW DISC 480V 3PL 100A 120V	ELECTRIC PANEL SECTION
E02-2890	SW DISC 240V 3PL 100A 120V	ELECTRIC PANEL SECTION
E02-2900	SW DISC 240V 3PL 225A 120V	ELECTRIC PANEL SECTION
E02-2910	SW DISC 600V 3PL 100A 120V	ELECTRIC PANEL SECTION
E05-4600	XFMR 500VA 60 575-230	ELECTRIC PANEL SECTION
J-002H	CONDENSER SHL&TUBE 300# CU	CONDENSER SECTION
J-004H	CONDENSER SHL&TUBE 300# CU	CONDENSER SECTION
J-009H	CONDENSER SHL&TUBE 300# CU	CONDENSER SECTION
J-011H	CONDENSER SHL&TUBE 300# CU	CONDENSER SECTION
NICS	KIT OPENCOMMS NETWORK CARD	ELECTRIC PANEL SECTION

Check in the Sections listed for the Quantities required for your Model Unit.

RSP Kits - C (Continued)

OC-DOS	KIT OPENCOMMS DISCRETE OUTPUT	ELECTRIC PANEL SECTION
P-035A	CLIP CRANKCASE HEATER	COMPRESSOR SECTION
P-3020	VALVE GATE 3/4" SWT	CONDENSER SECTION
P-311A	VALVE H2O REG 2WAY 1" 300#	CONDENSER SECTION
P-311B	VALVE H2O REG 3WAY 1" 300#	CONDENSER SECTION
P02-0130	VALVE GATE 3/4" THD 300#WOG	CONDENSER SECTION
P05-1370	VALVE BALL REFRIG 5/8"	PIPING SECTION
P05-4360	VALVE BALL REFRIG 1/2"	PIPING SECTION
X-015A	PUMP CONDENSATE W/O AUX W/WIRE	CONDENSATE PUMP SECTION

Check in the Sections listed for the Quantities required for your Model Unit.